

LANGUAGES

OTHER THAN

ENGLISH

IN GOVERNMENT SCHOOLS 2003

National Library of Australia Cataloguing-in-Publication

Language Other Than English in Government Schools, 2003

Published by the Communications Division, for the Office of School Education, Department of Education and Training,
GPO Box 4367, Melbourne, Vic. 3001,
Australia

The Department of Education and Training welcomes any use of this publication within the constraints of the Copyright Act 1968. Provided acknowledgement is made to the source, Victorian government and non-government schools are permitted to copy material freely for the purpose of teaching students in schools, or for communication with parents and others in the community. When a charge is authorised for supplying material, such charge shall be limited to direct costs only. When the material is sold for profit, then written authority must first be obtained.

Address inquiries to:

The Manager
Copyright Services
GPO Box 4367, Melbourne 3001, Australia

For further information

<http://www.sofweb.vic.edu.au/lem/lote>

Preface

In 2003, the Victorian government continued its strong commitment to supporting and extending the teaching of languages other than English (LOTE) in Victorian schools. The data in this publication is based on school responses to the LOTE survey conducted between August and October 2003. A web survey was used for the collection of data for the first time. The data provides a comprehensive picture of the provision of language education at that time in Victoria.

The provision of languages education is a matter of careful planning and coordination between the various LOTE providers including government mainstream schools, the Victorian School of Languages (VSL) and community languages schools. This report focuses on the provision of languages through mainstream government schools and the VSL.

Twenty-one languages were taught in government primary schools in 2003, 18 in secondary colleges and 44 through the VSL. In government primary and secondary schools, a total of 382,936 students studied a LOTE, with a further 15,566 primary and secondary students enrolled in the VSL, 10,410 of whom were government school students. The Distance Education Section of the VSL provided courses in 7 languages which were accessed by 17% of students studying through the VSL. Indonesian, Italian, Japanese, French, German, Chinese, Greek and Vietnamese continued to be the languages of the greatest demand overall. At the VSL, the eight languages with the most demand had a greater focus on community languages. The top eight languages at the VSL were Chinese, Vietnamese, Turkish, Greek, Arabic, Spanish, Japanese and Macedonian. With 47 languages accessible through government schools and the VSL, the Department of Education and Training hopes to maintain a breadth of high quality programs and language offerings in Victoria.

Note on Data

The data for the 2003 LOTE report was collected via a web survey, the first year LOTE data has been collected electronically. Responses provided valuable information on LOTE programs involving 1,620 schools, 398,131 students and 2,324 teachers. There are a small number of inconsistencies in the data which are important to characterise so that this can be taken into considering when utilising this report. There were two major issues with the data. First, people were not always precise with the notion of the time allocated to teaching languages and second, only partial data was collected from 29 schools.

In relation to the notion of time, issues arose at two points – the number of hours teachers taught LOTE per week and the number of weeks per year LOTE programs were run. In relation to the first of these matters, figures for primary school teacher teaching hours are based on 94.1% of replies. The 5.9% of replies not included in this analysis include blank replies (3.3%) and replies which seem to misinterpret the question (2.6%). These replies include answers which indicated LOTE teaching hours of between 26 and 40 hours per week, which appears unlikely. These figures perhaps include all hours worked in a school week, not just LOTE teaching hours and were therefore not analysed for this question. Likewise, figures for secondary teacher teaching hours are based on 97.4% of replies.

In relation to the number of weeks per year, some schools run ‘taster’ courses at Year 7 and to a lesser extent, Year 8. In ‘taster’ courses, students study two or three languages in a year for around 12 to 20 weeks each. In the 2003 data, most schools reported that their LOTE programs were of 40 weeks duration for all languages and students, including ‘taster’ courses. As a result the overall secondary student number of 115,109 is likely to be over-inflated. While it is possible to determine how many students are studying each language, it is not possible to determine the percentage of students at the Year 7 and 8 levels who studied a LOTE in 2003 as a number of students were counted twice.

In regard to the web survey, only partial data was collected from 29 schools - 26 primary and 3 secondary schools. While it is possible to determine how many schools taught a LOTE in 2003, and clear data is available for the section covering LOTE teachers and section covering the Victorian School of Languages (VSL), a small percentage of information is missing in the sections on students and languages. At the primary level, 2.3% of student and language data is missing. While this is a small amount, many changes between the 2002 and 2003 data involved minor decreases. For example,

primary students enrolments decreased by 2,169 in 2003, an amount which could be attributed to the missing data. This problem is less of an issue at the secondary level, where 1.0% of data is missing for some questions. Overall, it is not possible to determine in this report whether any minor decreases in student and language enrolments are real changes or whether they can be attributed to the missing data.

While it is important to take these anomalies into consideration when interpreting this report, the data collected provides a comprehensive overview of language study in the Victorian education system.

List of Tables

Table 1.1	<i>Number and percentage of primary schools providing LOTE by language, 2003.</i>
Table 1.2	<i>Number and percentage of primary school students studying LOTE by year level, 1998 – 2003.</i>
Table 1.3	<i>Primary LOTE enrolments in government schools by language and year level, 2003.</i>
Table 1.4	<i>Total primary LOTE enrolments 2003, including government and non-government enrolments in the VSL.</i>
Table 1.5	<i>Number of students studying LOTE by language and program type, 2003.</i>
Table 1.6	<i>Student enrolments in primary schools (percentage) by method of provision and LOTE, 2003.</i>
Table 1.7	<i>Number of students studying LOTE by language and target group, 2003.</i>
Table 1.8	<i>Government primary school enrolments at the VSL by year level, 2003.</i>
Table 2.1	<i>Number of secondary colleges providing LOTE, 2003.</i>
Table 2.2	<i>Secondary LOTE enrolments in government colleges by language and year level, 2003.</i>
Table 2.3	<i>Total secondary LOTE enrolments by language, 2003.</i>
Table 2.4	<i>Number of Year 11 and 12 students studying LOTE in government colleges and at the VSL, 2001-2003.</i>
Table 2.5	<i>Number and rise and fall of Year 11 and 12 enrolments in government colleges by language, 2002-2003.</i>
Table 2.6	<i>Government and non-government Year 11 and 12 students studying the eight languages with the highest overall enrolments at the VSL, 2002 – 2003.</i>
Table 2.8	<i>Number of secondary students studying a LOTE by language and program type, 2003.</i>
Table 2.9	<i>Number of secondary students studying LOTE by language and target group, 2003.</i>
Table 2.10	<i>Government secondary school enrolments at the VSL by language and year level, 2003.</i>
Table 2.11	<i>Secondary students studying LOTE through Distance Education at the VSL by language and year level, 2003.</i>
Table 3.1	<i>Number of primary schools with LOTE programs, 1998-2003.</i>
Table 3.2	<i>Number and percentage of primary schools with LOTE programs by year level, 2000 – 2003.</i>
Table 3.3	<i>Number of primary school teachers by language and gender, 2003.</i>
Table 3.4	<i>Primary schools providing LOTE by region, 2002 and 2003.</i>
Table 3.5	<i>Primary LOTE enrolments by region and LOTE, 2003.</i>
Table 3.6	<i>Primary VSL enrolments by language, 2003.</i>

Table 3.7	<i>Number and percentage of secondary colleges providing LOTE programs per year level, 2003.</i>
Table 3.8	<i>Number and percentage of secondary colleges where a LOTE is compulsory by year level, 2000 – 2003.</i>
Table 3.9	<i>Number of secondary students in government schools studying LOTE by year level, 2000-2003.</i>
Table 3.10	<i>Secondary LOTE enrolments by gender and language, 2003.</i>
Table 3.11	<i>Secondary student numbers by program type, 2003.</i>
Table 3.12	<i>Target groups by language, 2002 – 2003.</i>
Table 3.13	<i>Secondary students studying a LOTE by metropolitan and country regions, 2003.</i>
Table 3.14	<i>Secondary LOTE enrolments by region, 2003.</i>
Table 3.15	<i>Number of secondary LOTE teachers by gender and LOTE, 2003.</i>
Table 3.16	<i>Secondary LOTE enrolments by language and system, 2003.</i>

List of Figures

- Figure 1.1** *Number and percentage of primary schools providing a LOTE program, 1998 – 2003.*
- Figure 1.2** *Percentage of primary schools providing LOTE programs by year level, 2001 - 2003.*
- Figure 1.3** *Sequences of LOTE programs in primary schools, 2003.*
- Figure 1.4** *Percentage of primary students studying a LOTE, 1998 – 2003.*
- Figure 1.5** *Primary student numbers for the six most studied LOTEs, 1998 – 2003.*
- Figure 1.6** *Number of students enrolled in the eight languages with the highest enrolments from Prep to Year 6, 2003.*
- Figure 1.7** *Percentage of primary LOTE programs by minutes of LOTE per week, 2003.*
- Figure 1.8** *Percentage of primary LOTE students by program type, 1998 – 2003.*
- Figure 1.9** *Number of qualified primary LOTE teachers by gender, 1999, 2000, 2002, 2003.*
- Figure 1.10** *Number of primary LOTE teachers by gender and LOTE (Eight top languages), 2003.*
- Figure 1.11** *Number of primary LOTE teachers by gender and LOTE (of smaller candidature), 2003.*
- Figure 1.12** *Number of primary LOTE teachers by qualification, 2003.*
- Figure 1.13** *Hours teaching LOTE per week by time fraction, 2003.*
- Figure 1.14** *Percentage of schools providing LOTE by region, 2002 and 2003.*
- Figure 1.15** *Student enrolments by languages and region (Six top languages), 2003.*
- Figure 1.16** *Proportional representation of LOTE programs by region and LOTE, 2003.*
- Figure 1.17** *Primary, secondary and adult enrolments at the VSL, 2001- 2003.*
- Figure 1.18** *Primary enrolments at the VSL by sector and year level, (government and non-government student enrolments) 2002 - 2003.*
- Figure 1.19** *Government primary students enrolments at the VSL, 1998 – 2003.*
- Figure 1.20** *Primary enrolments at the VSL by language, all sectors, 2003.*
- Figure 1.21** *Primary enrolments at the VSL by sector and language, 2003.*
- Figure 1.22** *Government school primary enrolments at the VSL for the six most studied languages, 1998 – 2003.*
- Figure 1.23** *Primary students enrolled in classes receiving LOTE through telematics, 1998 – 2003.*
- Figure 2.1** *Percentage of secondary colleges providing LOTE by year level, 2001 – 2003.*
- Figure 2.2** *Sequences of LOTE programs in secondary colleges, 2003.*

-
- Figure 2.3** *Percentage of colleges where a LOTE is compulsory by year level, 2000 – 2003.*
- Figure 2.4** *Percentage of students in government secondary colleges studying LOTE, 1998 - 2003.*
- Figure 2.5** *Number of secondary LOTE students studying through government colleges and through the VSL (government students only), 2003.*
- Figure 2.6** *Percentage of students in government secondary colleges studying LOTE by year level, 1998 - 2003.*
- Figure 2.7** *Percentage of LOTE students at the VCE level (both Year 11 and 12) by regional or metropolitan educational district, 1998 – 2003.*
- Figure 2.8** *Proportion of male and female secondary college LOTE enrolments by year level, 2003 (excluding the VSL).*
- Figure 2.9** *Number of male and female secondary college students studying LOTE by the eight languages with the highest enrolments, 2003 (excluding the VSL).*
- Figure 2.10** *Percentages and student numbers for the eight most studied languages in government secondary colleges, 2003.*
- Figure 2.11** *Student numbers for government school secondary LOTE enrolments: six most studied languages, 1998 – 2003.*
- Figure 2.12** *Numbers of students enrolled in the eight languages with the highest enrolments in secondary colleges at Year 7 to 12, 2003.*
- Figure 2.13** *Year 12 enrolments by top eight languages, 1998-2003.*
- Figure 2.14** *Percentage of government secondary LOTE students by program type, 1998 – 2003.*
- Figure 2.15** *Average contact time secondary LOTE programs per week by year level, 2001 – 2003.*
- Figure 2.16** *Number of qualified secondary LOTE teachers by gender, 1998 - 2000, 2002, 2003.*
- Figure 2.17** *Number of secondary LOTE teachers by gender and LOTE (Top seven), 2003.*
- Figure 2.18** *Number of secondary LOTE teachers by gender and LOTE (of smaller candidature), 2003.*
- Figure 2.19** *Number of secondary LOTE teachers by qualification, 2003.*
- Figure 2.20** *Hours teaching LOTE per week by time fraction, 2003.*
- Figure 2.21** *Percentage of secondary students taking LOTE in metropolitan and country regions by year level, 2003.*
- Figure 2.22** *Secondary college enrolments in languages by region, 2003.*
- Figure 2.23** *Proportional representation of languages by region, 2003.*
- Figure 2.24** *Secondary enrolments at the VSL, all sectors, by year level, 2003.*
- Figure 2.25** *Five LOTEs most studied by secondary government students at the VSL, 1998 – 2003.*
-

-
-
- Figure 2.26** *Secondary enrolments at the VSL, all sectors for 2003.*
- Figure 2.27** *Secondary enrolments at the VSL by language and sector, 2003.*
- Figure 2.28** *Secondary students enrolled via Distance Education by year level and sector, 2003.*
- Figure 2.29** *Secondary students enrolled via Distance Education by language and sector, 2003.*

Contents

<i>Preface</i>	<i>i</i>
<i>Note on data</i>	<i>ii</i>
<i>List of Tables</i>	<i>iv</i>
<i>List of Figures</i>	<i>vi</i>
Summary of Findings	
Trends in LOTE	2
Primary School	4
Secondary Colleges	7
Part 1: Primary Schools	
Schools	10
Students	13
Languages Taught	15
Contact Time	20
Program Type	21
Target Groups	24
Teachers	26
Regional Provision of LOTE	30
Victorian School of Languages	34
Telematics	39
Part 2: Secondary Colleges	
Colleges	40
Students	44
Male / Female Enrolments	47
Languages Taught	49
Program Type	57
Target Groups	59
Contact Time	60
Teachers	62
Regional Provision of LOTE	66
Victorian School of Languages	70
VSL Distance Education Section	75
Telematics	77
Appendix 1: Types of LOTE programs	78
Appendix 2: Total government enrolments per LOTE	79
Appendix 3: Tables providing details of figures	81
Appendix 4: List of LOTE by primary schools	95
Appendix 5: List of LOTE by secondary colleges	107
Appendix 6: List of school name by LOTE	113

Trends in LOTE

Overall in 2003, 382,936 primary and secondary students studied a LOTE in government schools, with a further 10,410 government students studying a LOTE through the Victorian School of Languages (VSL). Trends in primary and secondary schools over the last five years indicate differing levels of success for the primary and secondary sectors.

Primary LOTE programs

Since 1998, primary schools offering LOTE programs have decreased from 98.0% to 90.3% of school programs in 2003, resulting in a decrease in student numbers from a high of 88.7% in 1999, to 85.5% in 2003 (see Figures 1.1 and 1.5. Note: the PALS or Primary Access to Languages program was discontinued during this period). While this still represents an extremely strong LOTE program, an important indicator lies in the move away from object-based programs, which focus on the target language, towards language awareness programs, which introduce limited vocabulary and aspects of culture and society. In fact, since 1999, there has been a 41.8% swing towards language awareness programs, the largest move being in the 2002 to 2003 period. At present, 51.7% of LOTE programs are object based, while 48.0% are language awareness programs (see Figure 1.8).

During the period from 1998 to 2003 when government primary school enrolments decreased, VSL primary school enrolments steadily increased, indicating a strong interest in the ability to access LOTEs at a primary level. Government primary school student enrolments at the VSL have increased 39.9% since 1998 and stand at 4,070 students in 2003 (see Figure 1.19).

Of the top six languages studied in government primary schools, Italian and Chinese have experienced slight increases from the period 1998 to 2003, while Indonesian, Japanese, German and French have experienced decreases (see Figure 1.5). Indonesian enrolments have decreased the most, with Italian replacing Indonesian as the most studied language in 2003. At the VSL, all of the six most widely studied languages, Chinese, Turkish, Vietnamese, Greek, Arabic and Macedonian have increased steadily between 1998 and 2003 (see Figure 1.22).

Another challenging indicator for the LOTE programs rests with the contact time that schools are willing to provide for LOTE study. The 2002 Department of Education and Training (DE&T) report, *Languages for Victoria's Future*, reconfirmed the government's recommendation that students receive 150 minutes of LOTE study per week. However in 2003, an extremely low 4.1% of primary LOTE programs ran for 150 minutes or more per week (see Figure 1.7).

Secondary LOTE programs

At the secondary level, data in this report highlights both positive and negative trends for LOTE programs. Secondary students studying a LOTE dropped from 54.6% in 1998 to 50.5% in 2002, but increased significantly in 2003 to 53.3% (see Figure 2.4). Government school secondary student enrolments at the VSL are at 6,340 students in 2003.

A positive indicator for LOTE study in regional areas has been the increase in students continuing a language through to the VCE level. Since 1998, Year 12 LOTE enrolments in regional Victoria have increased from 5.1% to 7.0% of Year 12 students in 2003. Metropolitan enrolments have also increased from 8.3% of Year 12 students in 1998 to 9.9% in 2003 (see Figure 2.7).

Another positive indicator for secondary level LOTE programs has been the movement towards object-based programs focusing on the target language, up from 79.8% in 1998 to 95.3% in 2003. Only 4.5% of programs in secondary schools are now language awareness programs (see Figure 2.14).

In terms of languages studied, the top six languages studied in government secondary colleges have all experienced a slight decline in student numbers between 1998 and 2003, with Indonesian suffering the largest decline at 14.3% (see Figure 2.11). While student enrolments have declined in government schools, enrolments for certain languages have risen significantly at the VSL. Between 1998 and 2003, enrolments have increased in Chinese (110.3%), Japanese (82.6%) and German (28.7%), while decreasing for Vietnamese (37.6%) (see Figure 2.25).

At the secondary level, a far greater percentage of students were in LOTE programs that ran for a minimum of 140 minutes or more per week: 71.2% of programs at the Year 7 level and 77.2% of programs at the Year 8 level. (The recommended minimum is 150 minutes per week but due to the timetable structure within schools, many schools ran programs for 144 minutes per week). By the time students reached Year 11 and 12, 97.9% and 99.2% of LOTE students respectively, were in programs that ran for a minimum of 150 minutes per week (see Figure 2.15).

SUMMARY OF FINDINGS

Primary Schools

All references to Chinese in this report refer to Mandarin.

Schools

- One thousand, one hundred and forty nine (1,149) government primary schools provided some form of LOTE program in 2003, 90.3% of the total of 1,272 primary schools¹. Across all schools, the highest level of LOTE provision was at the Year 3 and 4 levels (86% of schools).

Students

- A total of 267,827 primary students studied a LOTE in 2003. This represented 85.5% of the 313,298.6 equivalent full-time students at Victorian government primary schools, a 0.5% decrease from 2002. Seventy-four point seven percent of Prep students, 78.3% of Year 1, 80.6% of Year 2, 90.9% of Year 3, 91.3% of Year 4, 91.2% of Year 5 and 6 students studied a LOTE.

Languages Taught

- A total of 21 languages were provided in 2003, an increase of three languages from 2002. Programs were introduced in Danish, Dutch, Khmer and Tagalog/Filipino, while Somali classes did not run in 2003. While Indonesian was the most widely studied language across schools, Italian (29.3%) replaced Indonesian as the language with the highest enrolments. This was followed by Indonesian (28.8%), Japanese (19.8%), German (7.5%), French (6.4%), Chinese (3.3%) and Auslan (1.3%).
- The largest numerical increase in student numbers was in Chinese (539 students), with the largest decrease recorded for Indonesian (2,478 students).

1. All schools with primary and secondary enrolments, except special schools and English language schools are included in this survey. Multicampus schools are regarded as one school. Schools with primary and secondary levels are included in both primary and secondary analyses as appropriate.

Contact Time

- The time spent by primary students on language learning varied considerably according to the type of program and the resources available to schools. Contact time ranged from 10 minutes to 15 hours per week, with an average of 70 minutes per week. Only 4.1% of LOTE programs provided a minimum of 150 minutes of LOTE education per week as recommended in the 2002 DET report, *Languages for Victoria's Future*.
- Students in content-based programs, where the curriculum is taught for a minimum of 450 minutes per week in the target language, studied in the target language for an average of 600 minutes per week.

Program Type

- Fifty one point seven percent of primary students studied through object-based LOTE programs and 48.0% studied through language awareness programs. Only 0.3% of students were in content-based programs.
- The most common method of teacher provision for LOTE programs was through LOTE staff allocations within schools (93.7%), followed by externally employed / funded LOTE teachers (5.4%), the bilingual schools project initiative (0.8%) and through telematics and video conferencing (0.2%).

Target Group

- Ninety-three percent of students were in classes primarily targeting second-language learners. Mixed classes, which incorporate students with and without a background in the target language, increased from 4.3% in 2002 to 6.2% in 2003, while first-language classes represented 0.8% of primary students.

Teachers

- There were 1,078 primary LOTE teachers in 2003 with some form of LOTE qualification, an increase of 27 teachers from 2002.
- Teachers of Asian languages represented 48.2% of LOTE teachers, with Indonesian teachers comprising 27.6% of Asian language teachers. European language teachers accounted for 48.0% of teachers, with Italian teachers comprising 25.6% of European language teachers.

- Eighty-seven point five percent of primary LOTE teachers were female. A higher percent of male teachers taught Asian languages (15.0%) than European languages (9.9%).
- Amongst primary LOTE teachers, 47.0% were fully qualified with a three-year post-VCE tertiary major and a LOTE method, a four-year beginners tertiary sequence and a LOTE method, or LOTE accreditation.
- Forty-one point six percent of primary LOTE teachers were employed for a time fraction of less than 0.8 (an average of 0.38) and taught LOTE for an average of 9.1 hours per week. Primary teachers working time fractions between 0.8 to 1.0 taught LOTE for an average of 10.2 hours per week.

Regional Provision of LOTE

- The Eastern Metropolitan Region had the highest level of LOTE provision at the primary level with 98.4% of students studying a LOTE. Provision of LOTE programs rose in the Gippsland, Goulburn North-Eastern and Loddon Campaspe-Mallee regions, but decreased slightly in the remaining regions.

Victorian School of Languages (VSL)

- The VSL offered 35 languages to primary students across 34 centres (7 in regional and country areas). Students were provided with approximately 3 hours per week of LOTE instruction, mainly on Saturday mornings.
- The number of primary students studying a LOTE increased 11% to 5,966 students in 2003. Enrolments by government school students represented 68.2% of VSL enrolments.

Telematics

- The number of primary schools utilising telematics rose from 2 to 6, with student numbers increasing from 186 to 419. Telematics was used to deliver programs in French, German, Italian and Japanese.

Secondary Colleges

Colleges

- In 2003, 293 or 94.5% of the 310 secondary colleges provided languages programs at one or more levels in 2003.
- Of the colleges providing a LOTE course, 57.3% provided a continuous language sequence from Year 7 to Year 12. A further 14.3% provided a LOTE from Year 7 to Year 10.
- The VSL was a particularly important provider of LOTE at Years 11 and 12, with 34.6% of Year 11 government LOTE students and 43.2% of Year 12 government LOTE students studying a LOTE through the VSL.

Students

- A total of 115,109 students were studying a LOTE in government secondary colleges in 2003. This was 53.3% of the 216,149.2 equivalent full-time students at Victorian government colleges, up from 50.5% in 2002.
- While it is not possible to clearly determine what percentage of Year 7 students studied a LOTE in 2003, the largest rise was at the Year 12 level, with enrolments increasing from 8.4% to 8.7%.
- The study of LOTE was compulsory in 95% of secondary colleges in Year 7 and in 86% of secondary colleges in Year 8. Beyond Year 8, the compulsory study of LOTE declined to 15% of secondary colleges at the Year 10 level.
- Nine point five percent of all Year 11 students and 8.7% of all Year 12 students studied a LOTE in 2003, compared to 9.4% and 8.4% in 2002.

Male / Female Enrolments

- Male students of LOTE slightly outnumbered female students in Years 7 and 8, but by Year 12, females accounted for 67% of LOTE students. Overall, females accounted for 51.4% of enrolments. Males slightly outnumbered females in German, Greek, Korean, Latin, Macedonian and Vietnamese.

Languages Taught

- Eighteen languages were taught in secondary colleges. The highest enrolments were in Indonesian, French, Italian, Japanese, German, Chinese, Greek and Vietnamese.

Program Type

- Ninety five point three percent of the secondary LOTE programs were object-based programs, a significant increase from 2002 (83.2%). Four point five percent of programs were language-awareness programs, while 0.2% of secondary students were in content-based programs.

Target group

- Ninety-two point eight percent of LOTE students were in classes primarily targeting second-language learners. Five point five percent of students were in mixed classes, up from 4.1% in 2002, while 1.7% of students were in classes mainly targeting first-language learners.

Contact Time

- The average weekly contact time rose considerably in 2003, from 121 minutes at the Year 7 level in 2002 to 149 minutes. Contact time at the Year 12 level remained at 232 minutes. At the Year 7 and 8 levels, 71.2% and 77.2% of LOTE programs respectively provided a minimum of 140 minutes of LOTE education per week. At the Year 11 and 12 levels, 97.9% and 99.2% of students respectively, received a minimum of 150 minutes per week.
- The time allocated to LOTE varied between schools, languages and program types, but was more uniform than in 2002.

Regional Provision of LOTE

- The greatest disparity between metropolitan and country provision of LOTE occurred at the Year 9 level where 66.5% of metropolitan students and 30.7% of country students undertook a LOTE. By the Year 12 level, this disparity had reduced to 9.5% of metropolitan students and 7.0% of country students. Indonesian was the most widely studied LOTE in the country regions, while enrolments in metropolitan regions were spread over more languages.

Teachers

- There were 1,246 secondary teachers teaching LOTE in 2003, up 25 teachers from 2002.
- Teachers of Asian languages accounted for 42.4% of teachers, while 55.9% of teachers taught European languages. Indonesian teachers accounted for 20.9% of all LOTE teachers, while French accounted for 20.2%.
- Seventy-six point seven percent of teachers were female and 23.3% male.
- Seventy-five percent of secondary LOTE teachers had a LOTE teaching method, while 78.3% were fully qualified (see page 69 for a full definition of a qualified teacher).

Victorian School of Languages

- The VSL provided 43 languages to secondary college students (7 in regional and country areas) across the state. Chinese, Vietnamese and Turkish were the languages with the highest enrolments.
- Of the 9,600 secondary students enrolled at the VSL, 66.0% were from government schools.

VSL Distance Education Section

- The Distance Education Section of the VSL offered programs in French, German, Indonesian, Italian, Japanese, Latin and Greek.
- There were 1,681 students enrolled in the Distance Education Section, from all school sectors.

Telematics

- The number of students studying a LOTE through telematics increased from 25 to 83 students in 2003. Languages studied through this medium were German, French, Hebrew, Indonesian and Latin.

PART 1: PRIMARY SCHOOLS

Schools

Of the total of 1,272 government primary schools in Victoria in 2003, 1,149 or 90.3% provided some form of LOTE program. This figure represents a slight decrease from the 2002 figure, but continues a decline in the number of schools offering primary LOTE studies since 1998. Of the 123 primary schools without LOTE programs, the majority stated that they had been unable to attract or replace suitable LOTE staff.

LOTE programs conducted outside regular school hours by community languages schools have not been analysed in this report.

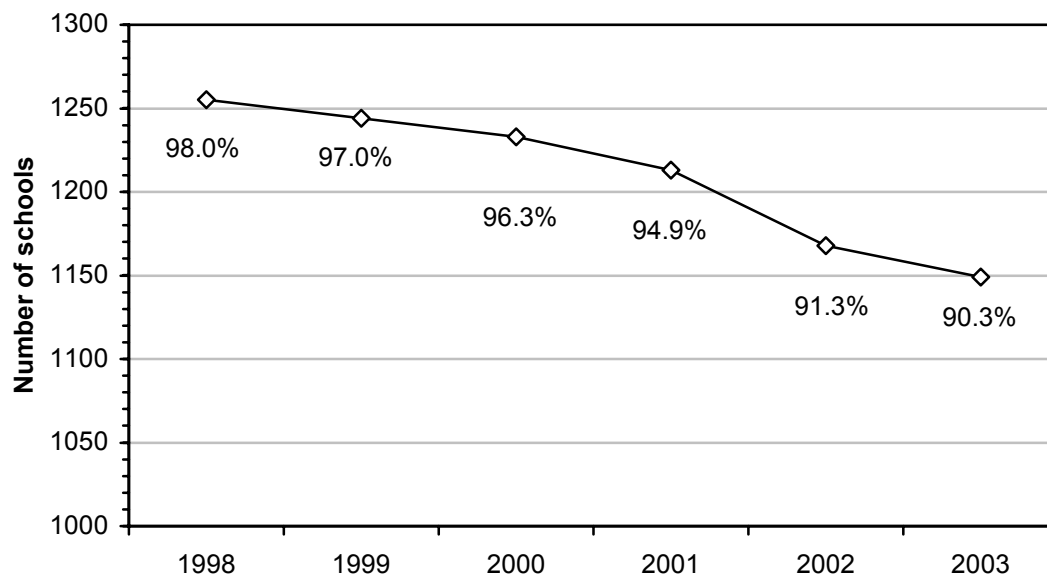


Figure 1.1 Number and percentage of primary schools providing a LOTE program, 1998 – 2003. For details refer to Appendix 3, Figure 3.1.

The number of primary schools offering LOTE programs was different at each year level. The highest percentage of LOTE programs in schools was at the Year 3 and 4 levels (86%), while the lowest percentage was in Prep and Year 1 (77%). In comparing the number of schools providing LOTE programs at each year level to 2002 figures, participation has increased in Prep, but decreased across the other year levels. See Figure 1.2 following for details.

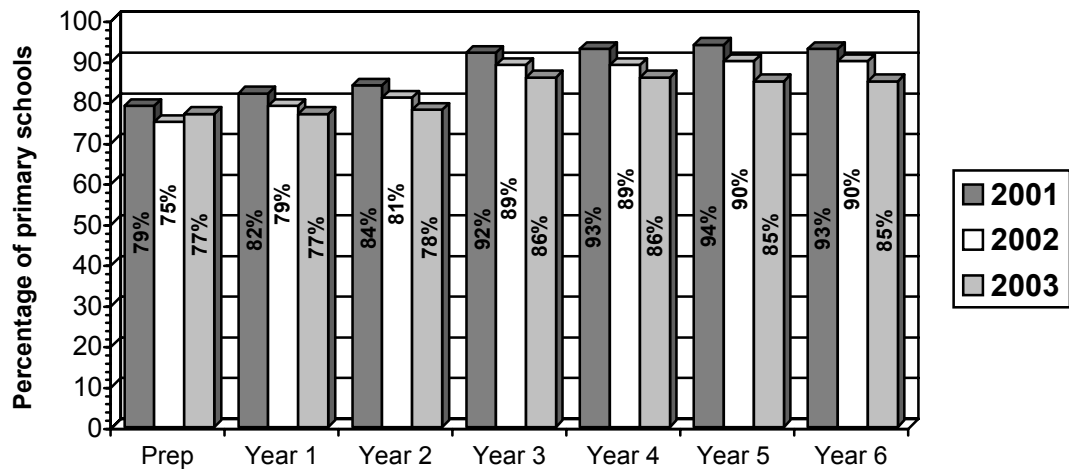


Figure 1.2 Percentage of primary schools providing LOTE programs by year level, 2001 - 2003. For further details see Appendix 3, Figure 3.2.

The percentage of all government primary schools which provided a continuous LOTE sequence from Prep to Year 6 increased from 71% in 2002 to 75.6% in 2003. Amongst the schools represented in the 2003 data and presented in Figure 1.3 following, 85.4% ran continuous LOTE programs from Prep to Year 6, while 7.4% of LOTE schools ran programs from Years 3 to 6.

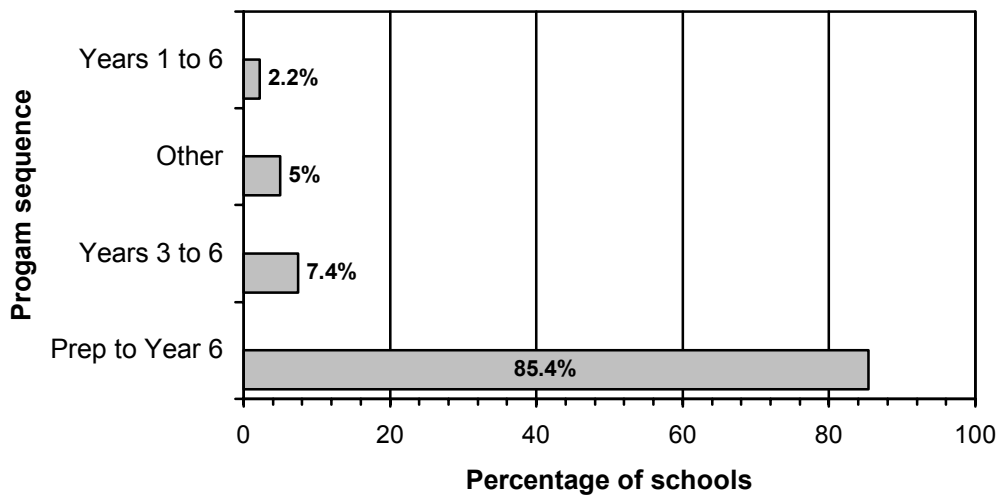


Figure 1.3 Sequences of LOTE programs in primary schools, 2003. The 'Other' category refers to various non-sequential or partial sequences.

Twenty-one languages were provided by primary schools in 2003, three more than in 2002. Somali did not appear in 2003, however, additional programs were run in Danish, Dutch, Khmer and Tagalog/Filipino. Indonesian was the most widely taught language in primary schools in 2003 accounting for 30.5% of programs (Although numerically more students are studying Italian. See Table 1.3.), followed by Italian with 26.0%, and Japanese with 19.2%.

Primary schools providing LOTE programs					
	No.	%		No.	%
Indonesian	351	30.5%	Arabic	7	0.6%
Italian	299	26.0%	Koorie languages	5	0.4%
Japanese	221	19.2%	Macedonian	3	0.3%
German	101	8.8%	Croatian	2	0.2%
French	97	8.4%	Danish	1	0.1%
Chinese	44	3.8%	Dutch	1	0.1%
Auslan	21	1.8%	Khmer	1	0.1%
Greek	18	1.6%	Korean	1	0.1%
Vietnamese	14	1.2%	Norwegian	1	0.1%
Spanish	8	0.7%	Tagalog/Filipino	1	0.1%
Turkish	8	0.7%	Unspecified	2	0.2%

Table 1.1 *Number and percentage of primary schools providing LOTE by language, 2003. Note that some schools offered more than one language.*

Students

The number of primary LOTE students stood at 267,827 in 2003, a reduction of 2,169 from 2002. Student numbers at the Prep level increased by 962. Student numbers in Years 1 to 4 remained similar to 2002 figures, while student numbers decreased slightly in Years 5 and 6. Comparative numbers and percentages for 1998 to 2003 are presented in Table 1.2 below, while Figure 1.4 following provides a comparison of total primary LOTE student numbers.

	Number and percentage of LOTE students					
	1998	1999	2000	2001	2002	2003
Prep	33,450 73.1%	32,976 72.0%	33,849 74.7%	33,867 75.3%	32,905 73.5%	33,278 74.7%
Year 1	33,043 74.6%	35,424 78.0%	36,101 79.3%	35,655 79.1%	35,044 78.6%	34,660 78.3%
Year 2	34,750 77.4%	36,724 83.0%	38,012 83.5%	37,180 81.6%	36,334 80.7%	35,953 80.6%
Year 3	40,381 95.7%	43,297 96.7%	42,174 95.1%	42,788 94.0%	41,299 91.0%	40,929 90.9%
Year 4	42,194 97.1%	41,088 97.4%	43,043 96.2%	41,984 94.5%	41,728 91.7%	41,553 91.3%
Year 5	41,204 97.9%	42,264 97.9%	40,878 96.9%	42,783 95.7%	41,024 93.1%	41,277 91.2%
Year 6	41,334 98.5%	40,921 97.5%	41,853 96.8%	40,072 95.1%	41,662 93.3%	40,177 91.2%
Total	266,356 87.4%	272,696 88.7%	275,912 88.0%	274,329 87.1%	269,996 86.0%	267,827 85.5%

Table 1.2 *Number and percentage of primary school students studying LOTE by year level, 1998 – 2003.*

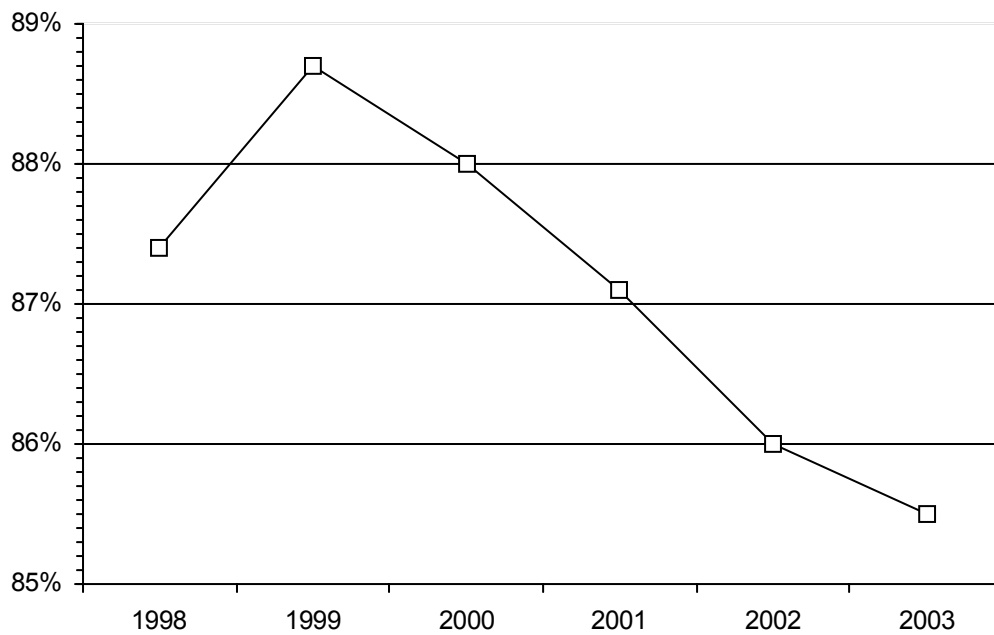


Figure 1.4 *Percentage of primary school students studying a LOTE, 1998 – 2003. The total number of primary students (2003 mid-year census, excluding students in special and English language schools) was 313,298.6 (equivalent full-time students).*

Languages Taught

Twenty-one languages were taught in government primary schools in 2003, with a further eighteen languages available through the VSL. In 2003, Italian replaced Indonesian as the language with the highest number of student enrolments in government primary schools. Italian, Indonesian and Japanese accounted for 77.9% of all primary enrolments in government schools. The other languages taught in primary schools in numerical order were German, French, Chinese, Auslan, Greek, Vietnamese, Spanish, Turkish, Arabic, Koorie languages, Macedonian, Croatian, Danish, Dutch, Khmer, Korean, Norwegian and Tagalog/Filipino. Table 1.3 following provides details of student enrolments per language and year level.

Between 2002 and 2003, slight increases occurred in a number of languages including Chinese (539 students) and Italian (488 students), while larger decrease occurred for Indonesian (2,478 students), German (2,026 students) and Japanese (1,344 students).

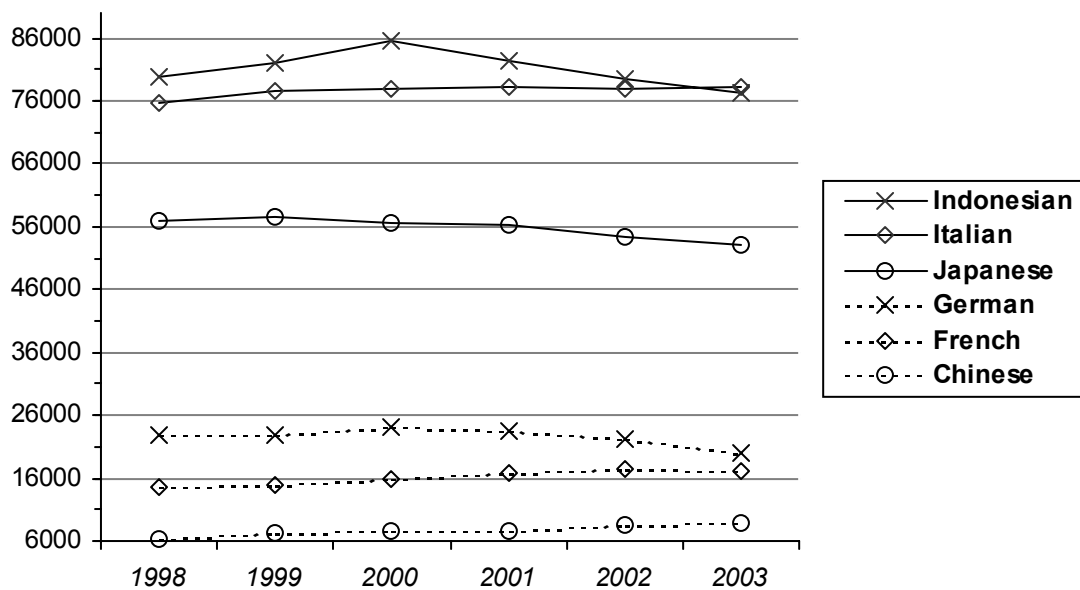


Figure 1.5 Primary student numbers for six most studied LOTEs, 1998 – 2003.

Figure 1.5 above outline the change in enrolments for the six most studied languages between 1998 and 2003. Italian, French and Chinese have seen slight increases, while Indonesian has experienced the largest decline - 6.8% of enrolments.

	Primary LOTE enrolments							
	Prep	Year 1	Year 2	Year 3	Year 4	Year 5	Year 6	Total
Italian	9,919	10,305	10,591	12,124	12,042	12,005	11,395	78,381
Indonesian	9,402	9,762	10,278	11,725	12,034	12,009	11,956	77,166
Japanese	6,808	7,103	7,211	8,076	8,102	7,980	7,739	53,019
German	2,090	2,401	2,608	3,057	3,233	3,361	3,306	20,056
French	2,156	2,130	2,362	2,551	2,634	2,652	2,560	17,045
Chinese	1,190	1,187	1,146	1,407	1,377	1,323	1,342	8,972
Auslan	486	532	515	519	488	524	490	3,554
Greek	406	421	403	445	491	311	306	2,783
Vietnamese	238	251	287	327	361	360	326	2,150
Spanish	196	208	229	239	305	280	259	1,716
Turkish	85	89	42	47	64	75	75	477
Arabic	37	39	66	70	74	56	72	414
Koorie languages	31	31	31	35	32	30	29	219
Macedonian	22	18	20	30	27	42	48	207
Croatian	14	11	8	9	11	11	7	71
Danish	12	2	10	6	3	6	8	47
Dutch	4	4	2	2	4	3	3	22
Khmer	0	0	0	22	30	21	23	96
Korean	61	41	31	42	50	82	91	398
Norwegian	0	0	0	15	17	18	21	71
Tagalog/ Filipino	0	0	0	54	35	0	0	89
Other	121	125	113	127	139	128	121	874
Total	33,278	34,660	35,953	40,929	41,553	41,277	40,177	267,827

Table 1.3 Primary LOTE enrolments in government schools by language and year level, 2003. Note that students who are enrolled in more than one language are counted more than once.

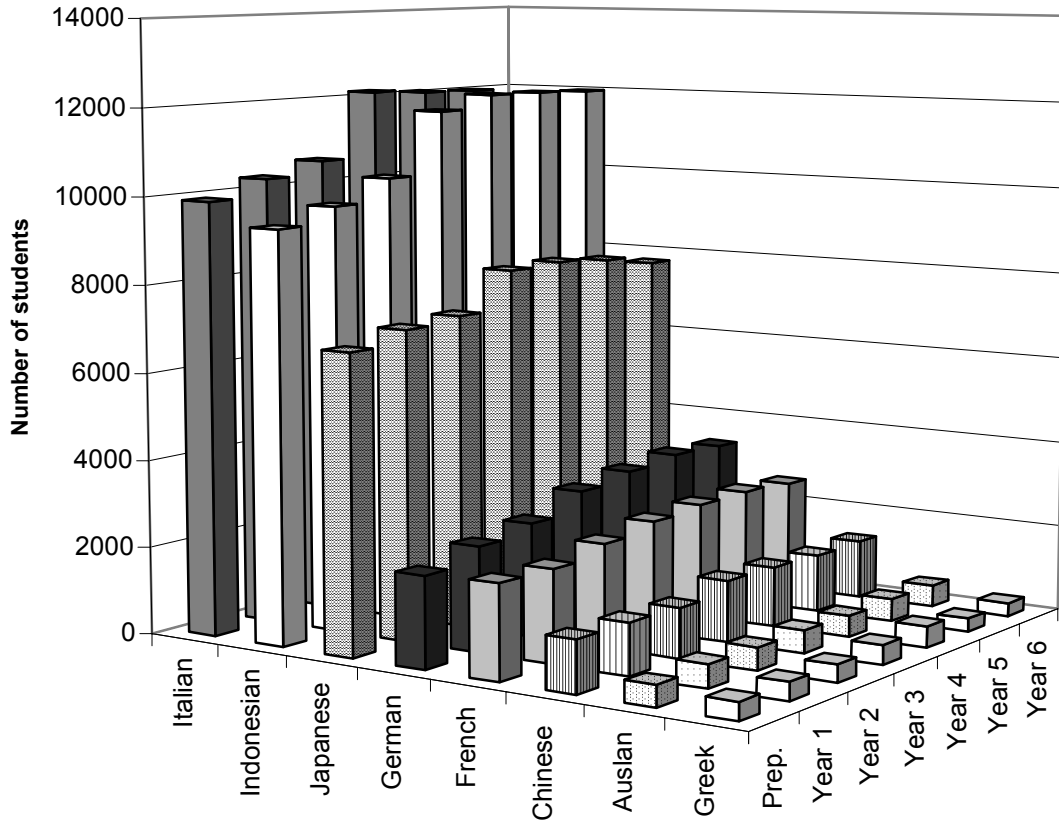


Figure 1.6 Number of students enrolled in the eight languages with the highest enrolments from Prep to Year 6, 2003. For details refer to Table 1.3. This figure does not include students at the VSL.

The total number of student enrolments at the primary level, including all students studying through the VSL, was 273,793. Full details are provided in Table 1.4 below.

	Total primary LOTE enrolments				
	Gov't schools	Gov't VSL	Gov't Total	Other VSL	Total
Italian	78,381	31	78,412	45	78,457
Indonesian	77,166	4	77,170	1	77,171
Japanese	53,019	25	53,044	6	53,050
German	20,056	34	20,090	9	20,099
French	17,045	18	17,063	8	17,071
Chinese	8,972	854	9,826	275	10,101
Auslan	3,554	0	3,554	0	3,554
Greek	2,783	537	3,320	176	3,496
Vietnamese	2,150	539	2,689	551	3,240
Spanish	1,716	132	1,848	132	1,980
Turkish	477	727	1,204	66	1,270
Arabic	414	293	707	137	844
Macedonian	207	221	428	24	452
Korean	398	8	406	0	406
Croatian	71	70	141	131	272
Sinhala	0	141	141	95	236
Koorie languages	219	0	219	0	219
Khmer	96	33	129	6	135
Polish	0	42	42	71	113
Punjabi	0	86	86	22	108
Tagalog/ Filipino	89	3	92	0	92
Norwegian	71	0	71	0	71

Primary: Languages

	Gov't schools	Gov't VSL	Gov't Total	Other VSL	Total
Portuguese	0	29	29	42	71
Serbian	0	49	49	7	56
Danish	47	0	47	0	47
Hindi	0	28	28	9	37
Tigrinya	0	10	10	27	37
Maltese	0	14	14	19	33
Persian	0	29	29	3	32
Dari	0	23	23	5	28
Dutch	22	0	22	1	23
Pashto	0	19	19	1	20
Amharic	0	14	14	5	19
Albanian	0	14	14	4	18
Hungarian	0	5	5	8	13
Bengali	0	10	10	2	12
Bosnian	0	10	10	2	12
Russian	0	6	6	6	12
Gujarati	0	12	12	0	12
Unspecified	874	0	874	0	874
Total	267,827	4,070	271,897	1,896	273,793

Table 1.4 Total primary LOTE enrolments 2003, including government and non-government enrolments in the VSL.

Contact Time

The time spent in 2003 by primary students on language learning ranged from 10 minutes to 15 hours per week, with an average of 70 minutes per week. Sixty-four point nine percent of programs ran for between 31 and 60 minutes per week, representing 69.9% of primary LOTE students. Only 4.1% of programs ran for the recommended minimum of 150 minutes per week (see Figure 1.7 below).

Students in content-based programs or bilingual programs spent an average of 600 minutes per week studying in the target LOTE. The delivery of LOTE programs via telematics averaged 53 minutes per week in five schools.

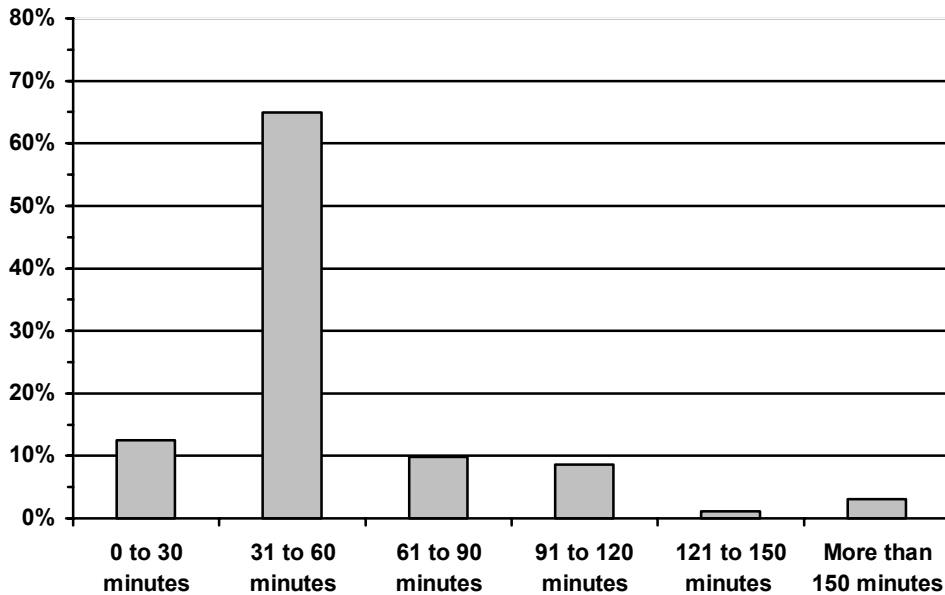


Figure 1.7 Percentage of primary LOTE programs by minutes of LOTE per week, 2003.

Program Type

Individual programs within schools were divided into three types. The first and most common type of program is an object-based program, which focuses on the teaching and learning of the target language. The second type of program is a content-based program, which requires the curriculum to be taught in the target language for a minimum of 450 minutes per week. The third type of program, language and cultural awareness programs, includes a limited introduction of vocabulary and a greater focus on the teaching of aspects of society and culture. The aims of the programs and the teaching methods used differ accordingly.

The most common type of teaching program utilised was the object-based program with 138,552 students or 51.7% of the student population participating in such programs, down from 60.3% in 2002. In fact, object-based programs have been decreasing significantly since peaking in 1999. Language awareness programs were undertaken by 128,442 students or 48.0% of the student population, an increase from 26.0% in 1999. Content-based programs were undertaken by 833 students or 0.3% of the student population (see Figure 1.8). Although some additional schools stated they taught content-based programs, they did not conform to the definition requiring that the curriculum be taught for a minimum of 450 minutes per week in the target language and, therefore, were included as object-based programs rather than content-based programs in Table 1.5 following.

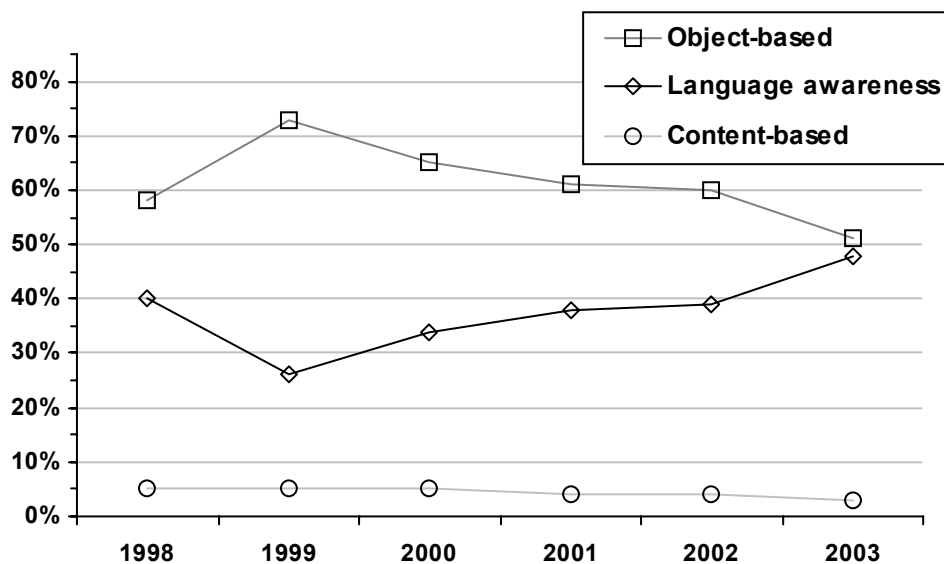


Figure 1.8 Percentage of primary LOTE students by program type, 1998 – 2003.

	Program type			
	Object based	Language awareness	Content based	Total
Italian	43,608	34,773	0	78,381
Indonesian	35,141	42,025	0	77,166
Japanese	28,964	24,007	48	53,019
German	11,659	8,338	59	20,056
French	5,915	10,684	446	17,045
Chinese	6,415	2,496	61	8,972
Auslan	2,277	1,219	58	3,554
Greek	1,534	1,198	51	2,783
Vietnamese	1,354	761	35	2,150
Spanish	391	1,325	0	1,716
Turkish	477	0	0	477
Arabic	414	0	0	414
Korean	0	398	0	398
Koorie languages	0	219	0	219
Macedonian	63	69	75	207
Khmer	0	96	0	96
Tagalog/ Filipino	0	89	0	89
Croatian	71	0	0	71
Norwegian	0	71	0	71
Danish	0	47	0	47
Dutch	0	22	0	22
Other	269	605	0	874
Total enrolments	138,552	128,442	833	267,827
Percentage	51.7%	48.0%	0.3%	100.0%

Table 1.5 Number of students studying LOTE by language and program type, 2003.

There are four methods of provision for primary LOTE classes - through LOTE staff allocations within schools, through externally funded or employed LOTE staff, through telematics and video conferencing or through the bilingual schools project initiative. The most common method of provision was through LOTE staff allocations within schools, with 93.7% of students receiving LOTE programs through this method. Externally employed / funded LOTE teachers supported 5.4% of students. Allocations through the bilingual schools project initiative represented 0.8% of student enrolments, with telematics and video conferencing representing 0.2%.

The method of provision for seven languages - Danish, Khmer, Koorie languages, Korean, Norwegian, Spanish and Tagalog/Filipino was through LOTE staff allocations within schools only. The method of provision for the other languages was predominantly LOTE staff allocations within schools, but also through the other three methods of provision as represented in Table 1.6 following.

	Method of provision			
	LOTE staffing allocation	Externally funded	Bilingual program	Telematics
Arabic	92.3	7.7	0	0
Auslan	94.5	0	5.5	0
Chinese	98.7	0.8	0.4	0
Croatian	95.7	4.3	0	0
Dutch	0	100	0	0
French	95.2	0.6	4.1	0 (0.04)
German	94.8	3.8	0.9	0.5
Greek	98.2	0	1.8	0
Indonesian	97.1	2.2	0.7	0
Italian	89.4	10.2	0 (0.03)	0.4
Japanese	93.0	6.4	0.5	0.1
Macedonian	63.8	0	36.2	0
Turkish	69.8	3.2	0	0
Vietnamese	98.4	0	1.6	0

Table 1.6 Student enrolments in primary schools (percentage) by method of provision and LOTE, 2003.

Target Groups

An essential consideration in the planning of any LOTE program is the composition of the target group of students. Schools were asked whether their programs were targeted at first-language learners (where most of the students had a background in the target language), second-language learners (where most of the students did not have a background in the target language) or mixed classes (where some students have a background in the target languages while others do not).

Nearly all primary schools students (93.0%) were in programs targeted towards second-language students, a decrease from 2002 (95.0%). There was an increase in students participating in mixed classes, 6.2%, up from 4.3% in 2002. Student numbers in first-language classes represented 0.8% of students, with twelve languages represented. The largest enrolments for first-language classes were in Turkish, Japanese, Arabic, Italian and Greek. Full details are provided in Table 1.7 following.

	Target groups			
	First language	Second language	Mixed classes	Total
Italian	258	72,575	5,548	78,381
Indonesian	50	74,715	2,401	77,166
Japanese	323	51,188	1,508	53,019
German	0	19,733	323	20,056
French	47	16,936	62	17,045
Chinese	179	5,602	3,191	8,972
Auslan	7	3,453	94	3,554
Greek	242	939	1,602	2,783
Vietnamese	161	663	1,326	2,150
Spanish	0	1445	271	1,716
Turkish	380	20	77	477
Arabic	275	0	139	414
Korean	0	398	0	398
Koorie languages	0	195	24	219
Macedonian	144	0	63	207
Khmer	0	96	0	96
Tagalog/ Filipino	0	89	0	89
Croatian	32	39	0	71
Norwegian	0	71	0	71
Danish	0	47	0	47
Dutch	0	22	0	22
Other	0	874	0	874
Total	2,098	249,100	16,629	267,827
Percentage	0.8%	93.0%	6.2%	100.00%

Table 1.7 Number of students studying LOTE by language and target group, 2003.

Teachers

There were 1,078 primary LOTE teachers in 2003 with some form of LOTE qualification, an increase of 27 teachers from 2002. Teachers of Asian languages represented 48.2% of LOTE teachers in 2003, an increase from 47.0% in 2002, with Indonesian teachers representing the highest percentage of teachers of Asian languages at 27.6%. European language teachers accounted for 48.0% of teachers, a decrease from 2002 (49.0%) with Italian teachers representing the highest percentage of teachers of European languages at 25.6%. Auslan, Koorie languages and Middle Eastern languages represented the remaining 3.8% of LOTE teachers.

The proportion of male teachers remained similar to 2002, representing 12.5% of LOTE teachers in 2003. The proportion of male teachers teaching Asian languages remained constant at 15.0%, while 9.9% of European language teachers were male in 2003. Numerically, there were 943 female LOTE teachers and 135 male teachers in primary schools. A comparison of LOTE teachers and gender from 1999 to 2003 is represented in Figure 1.9 below.

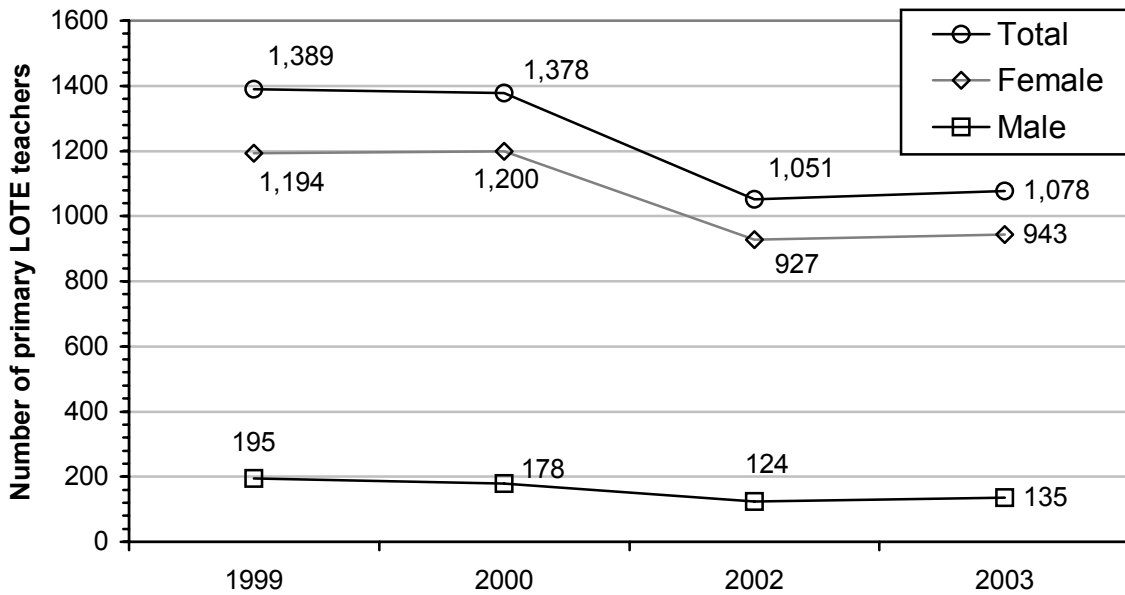


Figure 1.9 Number of qualified primary LOTE teachers by gender, 1999, 2000, 2002, 2003. Note that data for teachers was not collected for 2001. Teacher numbers prior to 2002 included those taking PALS classes.

Figures 1.10 and 1.11 provide a breakdown of gender for each language.

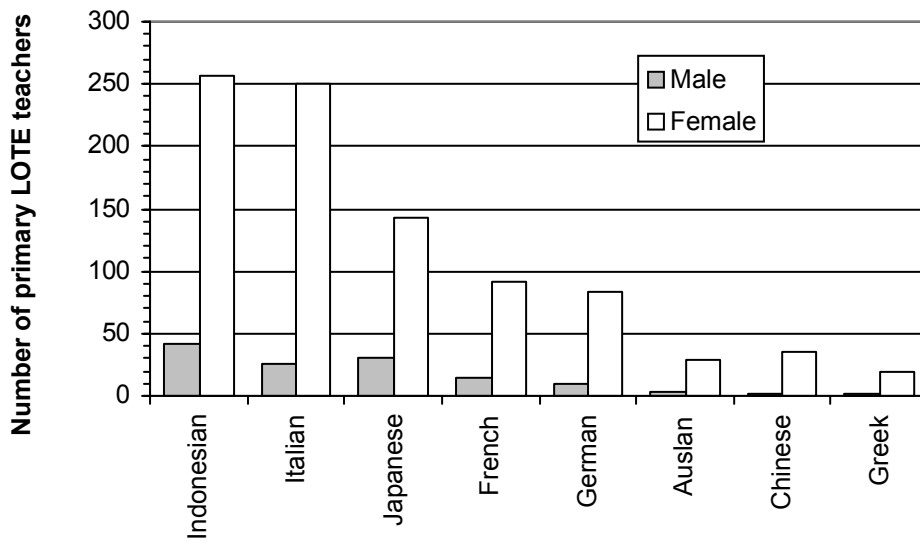


Figure 1.10 Number of primary LOTE teachers by gender and LOTE (Eight top languages), 2003. For details refer to Appendix 3, Table 3.3.

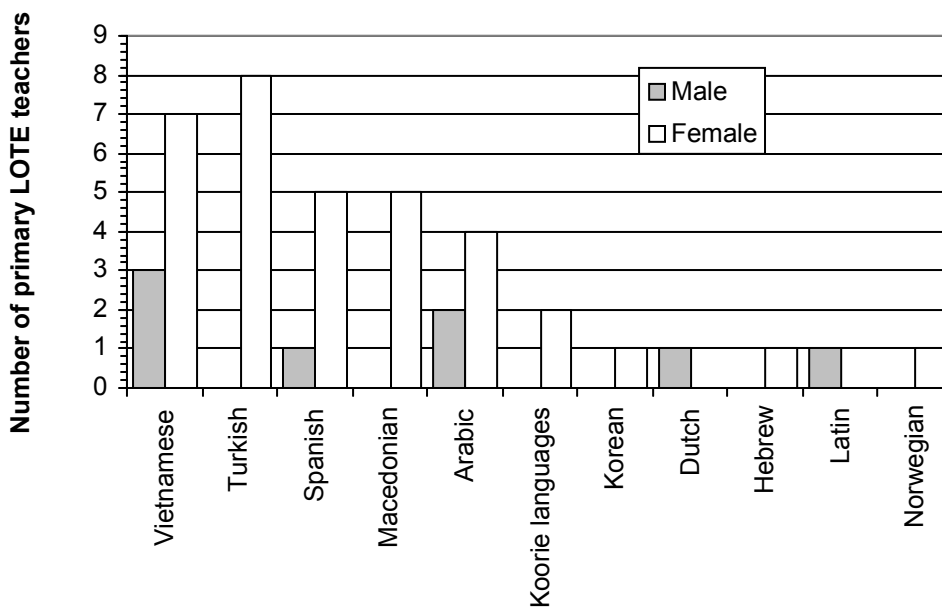


Figure 1.11 Number of primary LOTE teachers by gender and LOTE (of smaller candidature), 2003. For details refer to Appendix 3, Table 3.3.

Amongst primary LOTE teachers, 47.0% were fully qualified, having completed either:

- A three-year post-VCE major sequence or a four-year beginners sequence at tertiary level in the language they were teaching (or had a statement of equivalence from a Victorian university), as well as an approved LOTE teaching method, including theory and practicum; or
- LOTE Accreditation granted by the Department of Education and Training.

Of the 79 primary LOTE teachers (7.3%) who taught in more than one school, 63 taught in two schools, 10 taught in three schools, 5 taught in four schools and 1 taught in five schools. There was also 1 teacher who taught different languages at two different schools.




Figure 1.12 Number of primary LOTE teachers by qualification, 2003.

Fifty eight point four percent of primary LOTE teachers were employed on a time fraction of between 0.8 and 1.0 (equivalent to four to five days a week), with 41.6% teaching for a time fraction of less than 0.8, with an average of 0.38.

Figure 1.13 represents the range of LOTE teaching hours, comparing teachers working different time fractions. Amongst LOTE teachers employed for time fractions of 0.8 to 1.0, 53.5% taught LOTE for between 0.1 and 9.0 hours per week, 24.8% taught between 10 and 19.0 hours per week and 21.7% taught between 20 and 25 hours per week. Amongst teachers employed for time fractions of less than 0.8, 52.6% taught between 0.1 and 9.0 hours per week, 44.1% taught between 10 and 19.5 hours per week and 3.3% taught between 20 and 25 hours per week.

Although 41.6% of primary LOTE teachers are employed on an average time fraction of 0.38, they taught on average 9.1 hours per week, whilst teachers on time fractions between 0.8 and 1.0 taught for just over an hour longer at 10.2 hours per week.

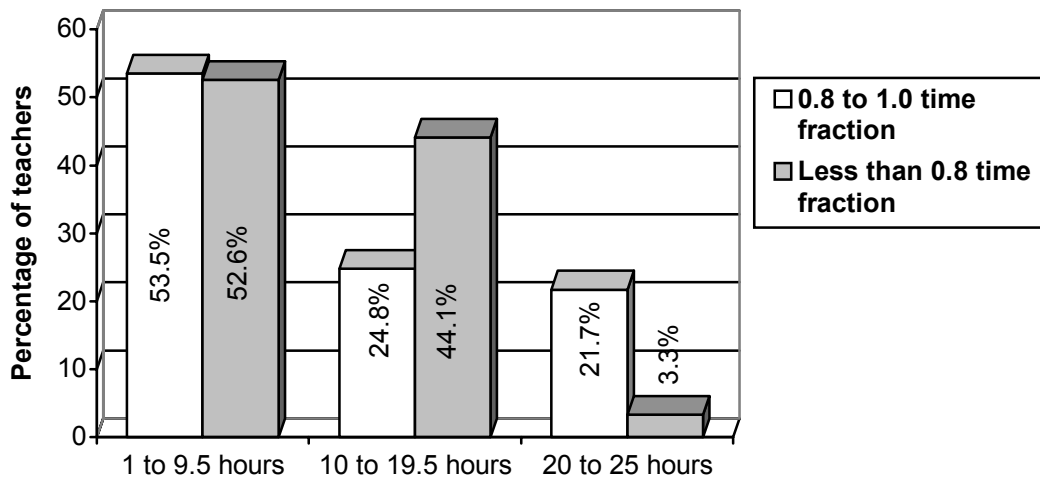


Figure 1.13 Hours teaching LOTE per week by time fraction, 2003.

Regional Provision of LOTE

Overall, 90.3% of primary schools offered some form of LOTE program in 2003. The Eastern Metropolitan Region had the highest level of primary schools providing LOTE with 98.4%. While Gippsland Region had the lowest level of provision at 86.4%, provision rose from 85.0% in 2002. The Goulburn North-Eastern Region, which had the lowest level of provision in 2002 at 84.9% rose to 88.2%. The Loddon Campaspe-Mallee region, which had experienced the largest decrease in 2002, rose to 87.9% in 2003, while the Barwon-South Western region experienced a decrease of 4.2%, down to 88.4% in 2003. A comparison between regional provision between 2002 and 2003 is presented in Figure 1.14 following.

Indonesian recorded the highest student enrolments in five regions – the Barwon South-Western, Loddon Campaspe-Mallee, Goulburn North-Eastern, Gippsland and Southern Metropolitan regions, with 76.6% of all LOTE students studying Indonesian in the Loddon Campaspe-Mallee region. Italian recorded the highest student enrolments in three regions – the Northern, Western and Eastern Metropolitan regions, with Italian accounting for 61.8% of LOTE students in the Western Metropolitan region. All regions offered between eight and twelve languages. Figure 1.15 provides details of student enrolments per language in each region, while Figure 1.16 provides a proportional representation of this information.

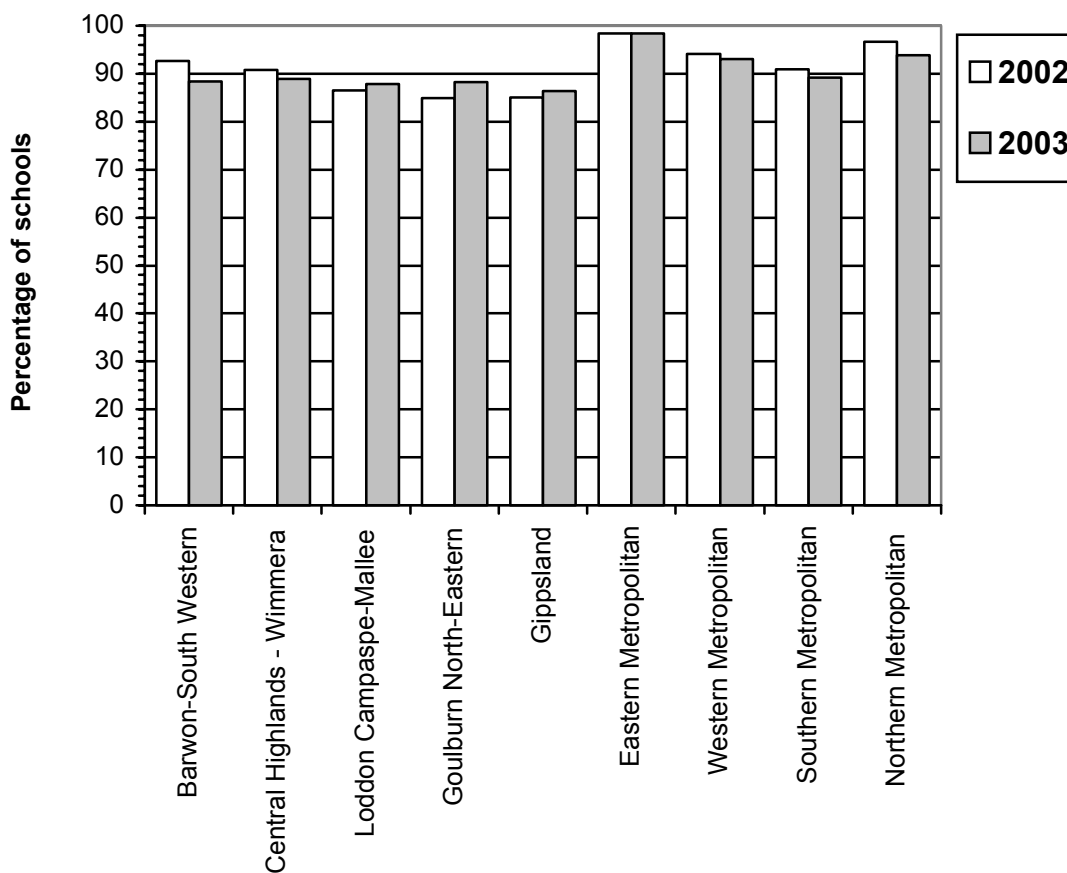


Figure 1.14 Percentage of schools providing LOTE by region, 2002 and 2003.
For details refer to Appendix 3, Table 3.4.

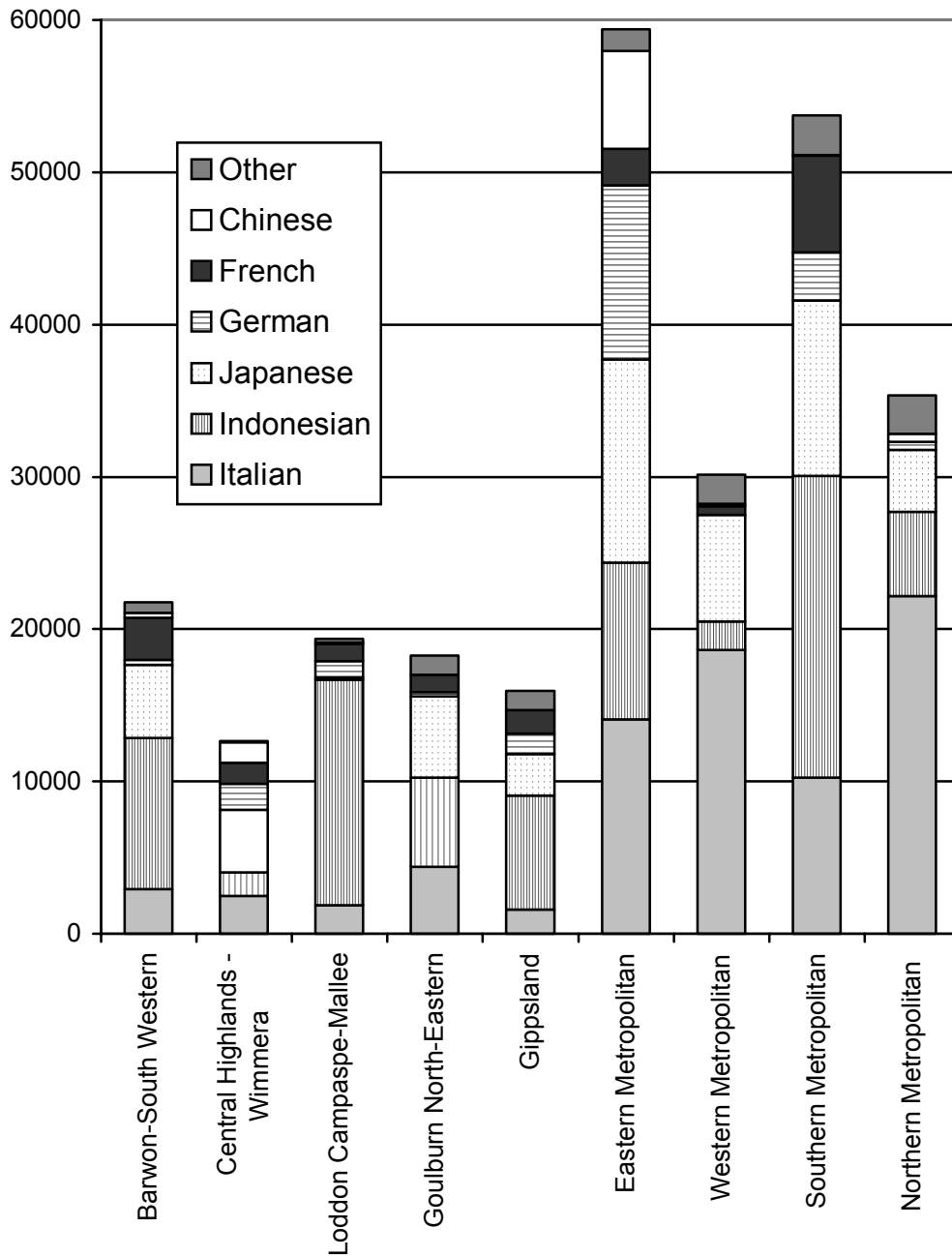


Figure 1.15

Student enrolments by language and region (Six top languages), 2003. 'Other' refers to Arabic, Auslan, Danish, Dutch, Croatian, Greek, Khmer, Koorie languages, Macedonian, Norwegian, Spanish, Tagalog/Filipino, Turkish and Vietnamese. For details, refer to Appendix 3, Table 3.5.

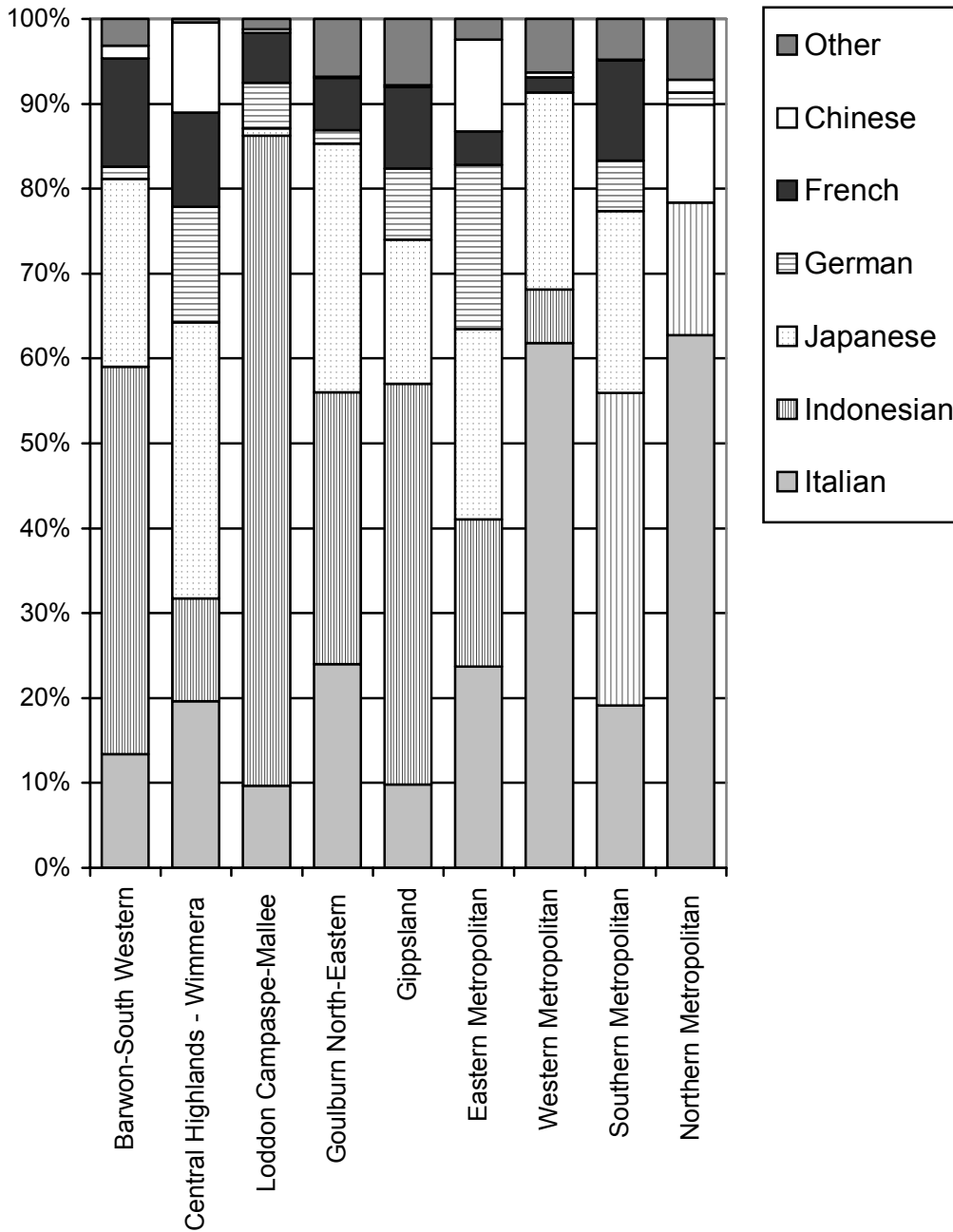


Figure 1.16

Proportional representation of LOTE programs by region and LOTE, 2003. 'Other' refers to Arabic, Auslan, Danish, Dutch, Croatian, Greek, Khmer, Koorie languages, Macedonian, Norwegian, Spanish, Tagalog/Filipino, Turkish and Vietnamese.

The Victorian School of Languages

The VSL provided language programs through its 34 centres (27 in the metropolitan area and 7 in regional and country areas) and made a significant contribution to the range of languages offered across Victoria. Of the 44 languages offered by the VSL, 35 were provided to primary school students ranging from Years 1 to 6. Lessons were scheduled outside regular school hours, usually on Saturday mornings, and were of approximately 3 hours duration. The school provides for students from all educational sectors who wish to develop a home or heritage language, are seeking continuity in LOTE study after changing schools or who wish to learn a new language. There were a total of 5,966 primary students from government, Catholic and independent schools in 2003, an 11.0% increase from 2002. Figure 1.17 provides a comparison of all VSL enrolments from 2001 – 2003, in primary, secondary and adult classes.

Note that although there were no formal classes for Prep students, a small number of pre-Year 1 students attended VSL classes. They have been included in the statistics for Year 1 students.

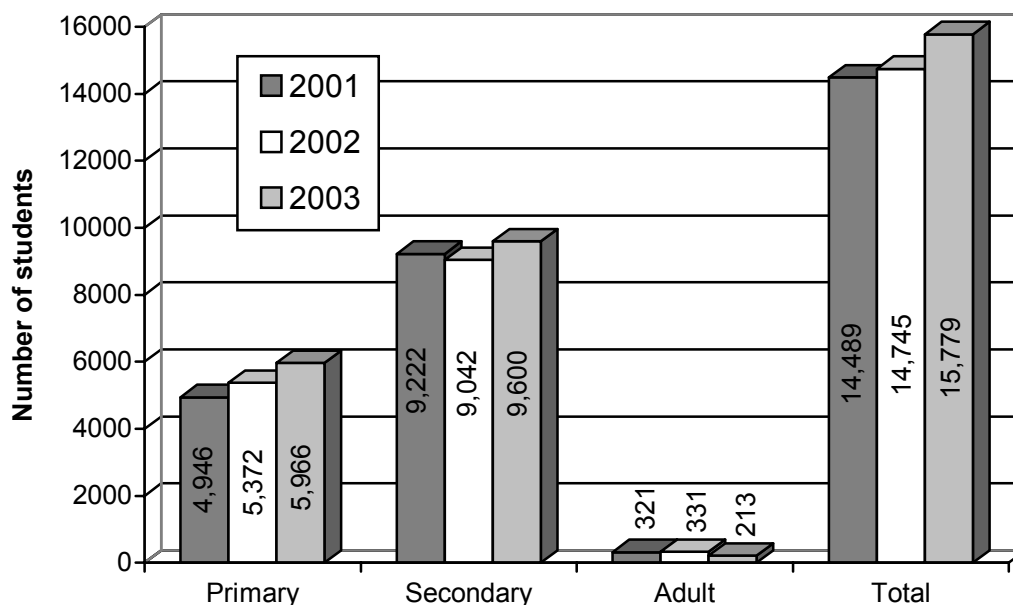


Figure 1.17 Primary, secondary and adult enrolments at the VSL, 2001- 2003. Note that secondary student numbers include those studying through Distance Education.

VSL primary school enrolments increased across all year levels in 2003. Figure 1.18 represents the proportion of primary student enrolments from government and non-government schools at the VSL. The proportion of government to non-government students remained similar to 2002 levels. Figure 1.19 following highlights the growing primary enrolments since 1998 and the increasing importance of the VSL for primary level LOTE study.

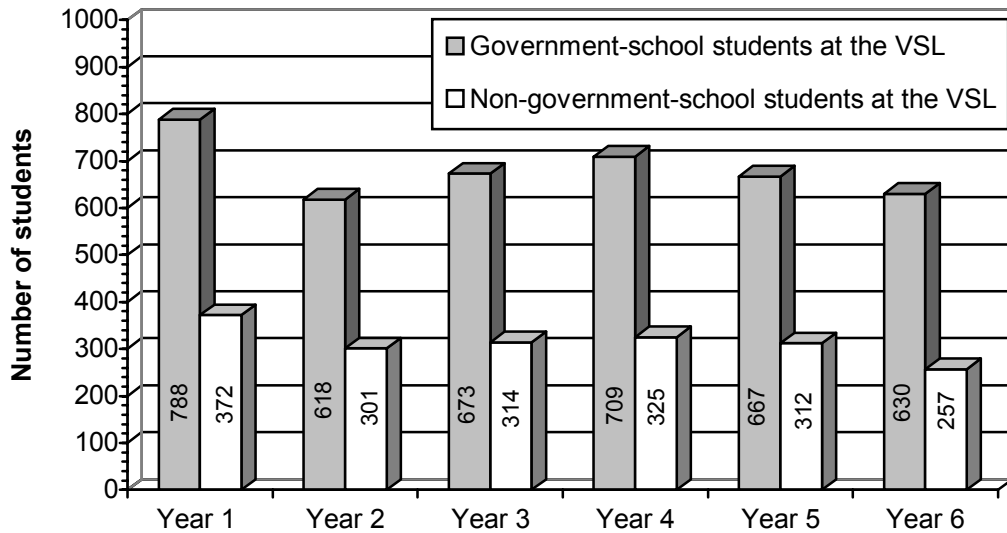


Figure 1.18 Primary enrolments at the VSL by sector and year level, 2003.

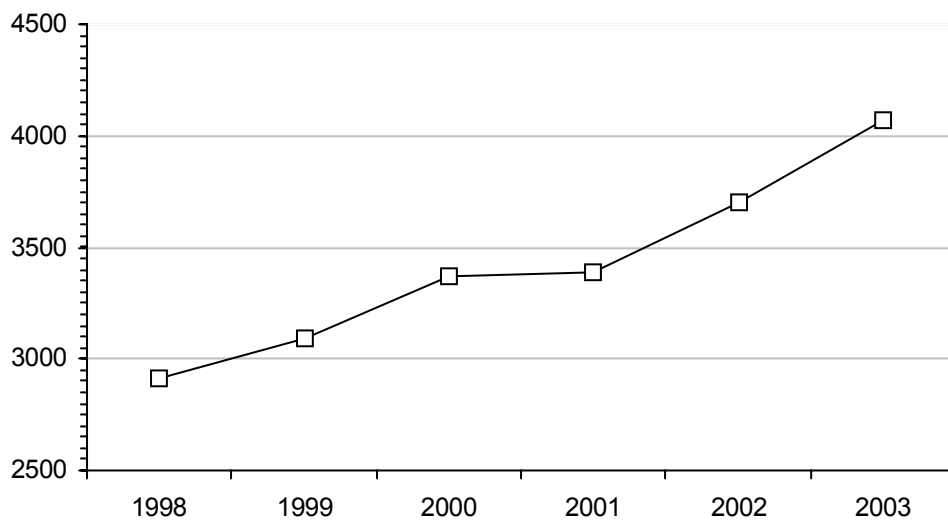


Figure 1.19 Government primary students enrolments at the VSL, 1998 – 2003.

As can be seen from Table 1.8, several languages had enrolments of more than 500 government primary school students in 2003 - Chinese, Turkish, Vietnamese and Greek. Enrolments in each of these four languages showed an increase from 2002 figures.

	Government primary school students at the VSL						
	Year 1	Year 2	Year 3	Year 4	Year 5	Year 6	Total
Chinese	157	141	147	139	140	130	854
Turkish	118	107	106	142	134	120	727
Vietnamese	112	90	102	93	76	66	539
Greek	137	95	101	88	74	42	537
Arabic	62	43	38	47	60	43	293
Macedonian	27	34	39	44	32	45	221
Sinhala	49	28	27	16	14	7	141
Spanish	21	16	13	27	17	38	132
Punjabi	17	11	16	14	9	19	86
Croatian	12	12	16	7	15	8	70
Serbian	5	5	8	8	7	16	49
Polish	5	4	6	8	9	10	42
German	6	2	5	7	5	9	34
Khmer	0	1	3	9	11	9	33
Italian	7	3	7	6	7	1	31
Persian	8	2	3	3	6	7	29
Portuguese	9	0	4	2	4	10	29
Hindi	2	6	4	7	5	4	28
Japanese	3	1	2	5	4	10	25
Dari	5	3	2	5	4	4	23
Pashto	5	2	3	2	3	4	19
French	0	0	6	2	2	8	18
Albanian	1	1	1	1	4	6	14
Amharic	2	1	3	4	3	1	14
Maltese	1	1	2	4	4	2	14
Gujarati	3	3	2	3	1	0	12
Bosnian	2	0	1	4	3	0	10
Bengali	2	3	1	2	2	0	10
Tigrinya	2	2	1	1	2	2	10
Korean	7	0	0	0	0	1	8
Russian	0	0	1	1	3	1	6
Hungarian	0	0	0	3	0	2	5
Indonesian	0	0	0	0	2	2	4
Tagalog/ Filipino	0	0	2	0	0	1	3
Total	787	617	672	704	662	628	4,070

Table 1.8 Government primary school enrolments at the VSL by year level, 2003.

When enrolments from both government and non-government schools are totalled, Chinese and Vietnamese have more than 1,000 primary students at the VSL. Figure 1.20 shows the total enrolments from all sectors for a selection of languages.

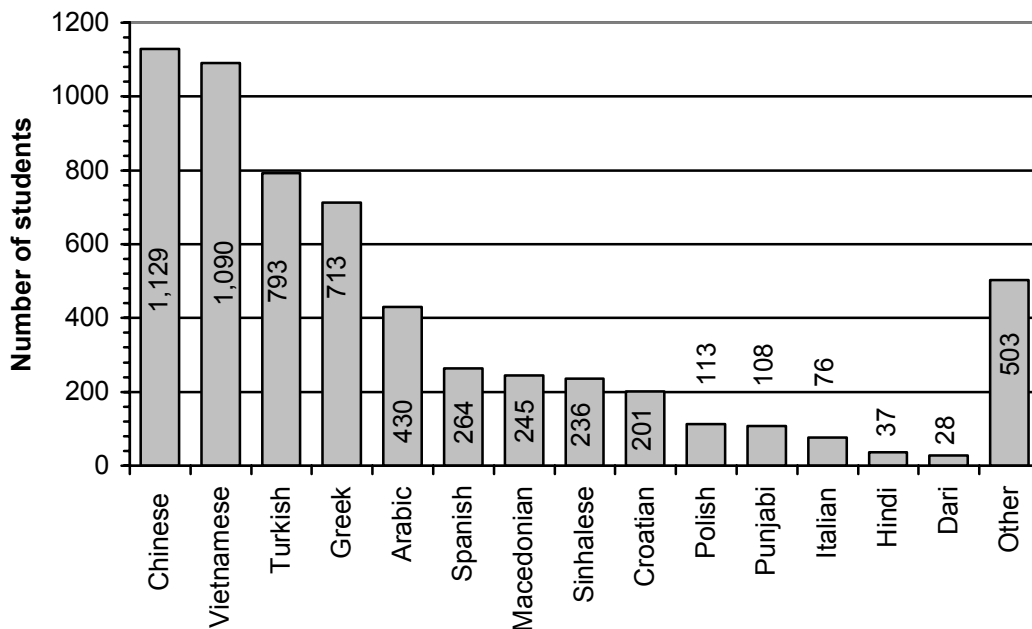


Figure 1.20 Primary enrolments at the VSL by language, all sectors, 2003. Details for languages listed under 'Other' can be found in Appendix 3, Table 3.6.

As demonstrated in Figure 2.21, following, the proportion of government school students to non-government school students varied considerably between languages. The 1,090 students learning Vietnamese, for example, were drawn in similar proportions from both government and non-government schools. Students of Turkish from government schools outnumbered those from non-government schools by a ratio of approximately 11:1. On the other hand, students from non-government schools studying Croatian outnumbered those from the government sector by a ratio of almost 2:1.

Figure 2.22, following, outlines the changes in primary LOTE enrolment at the VSL for the six most studied languages between 1998 and 2003. Arabic has increased the most, more than doubling its numbers, while Chinese, Vietnamese and Greek numbers have all increased by more than 30%.

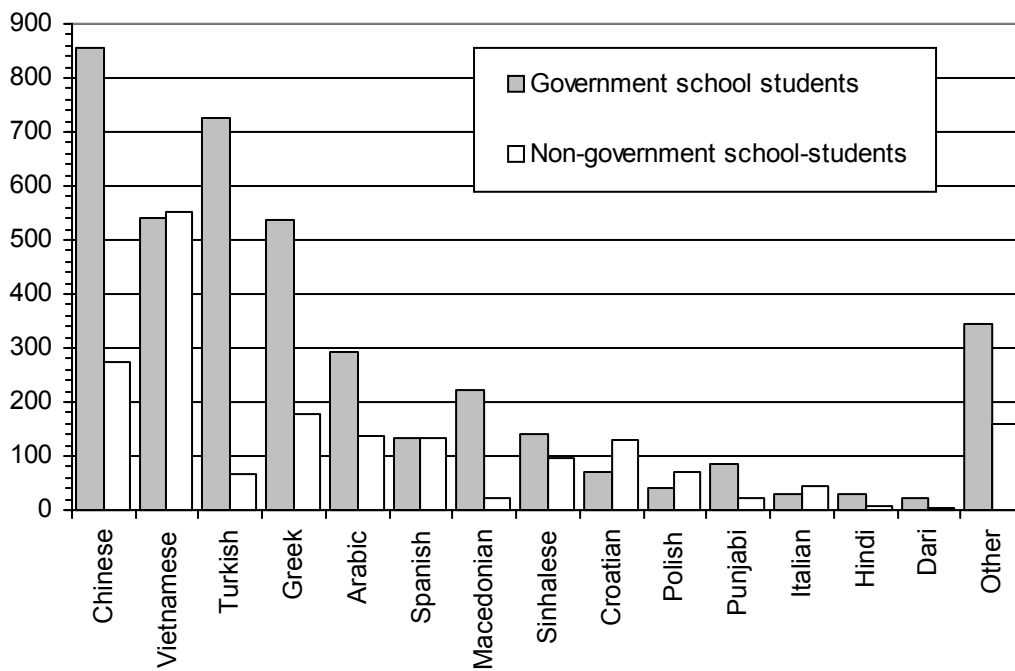


Figure 1.21 Primary enrolments at the VSL by sector and language, 2003. For details of languages listed under ‘Other’, see Appendix 3, Table 3.6.

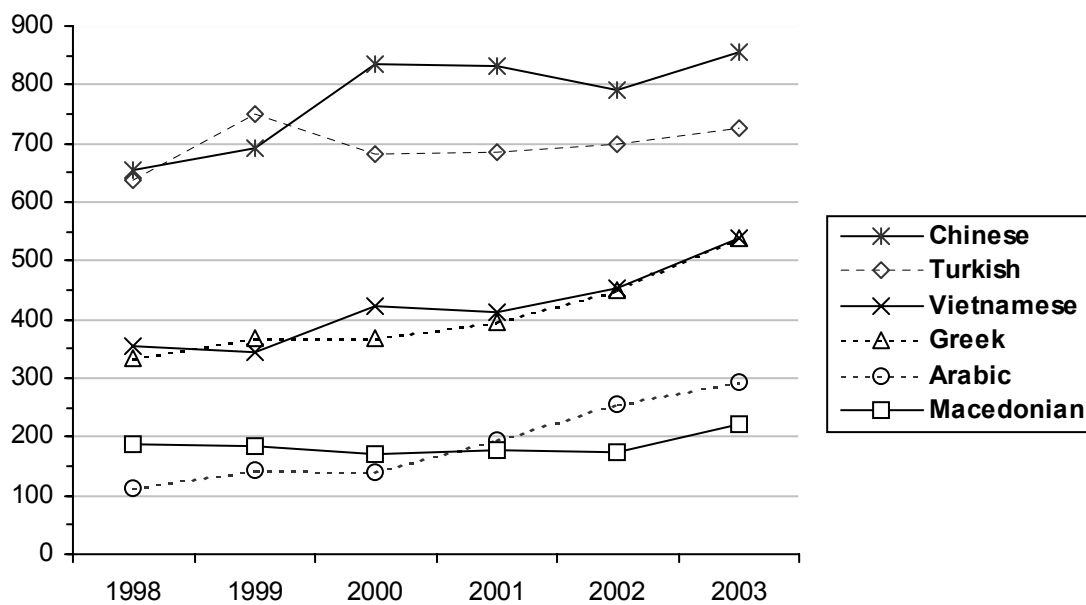


Figure 1.22 Government school primary enrolments at the VSL for the six most studied languages, 1998 – 2003.

Telematics

As can be seen in Figure 1.23 below, enrolments in telematics have varied considerably since 1998. In 2003, the number of students studying a LOTE via telematics increased by 186 to 419 students. The number of schools utilising telematics also increased to 6 schools in 2003 from 2 schools in 2002.

Telematics was utilised to run French, German, Italian and Japanese programs in 2003.

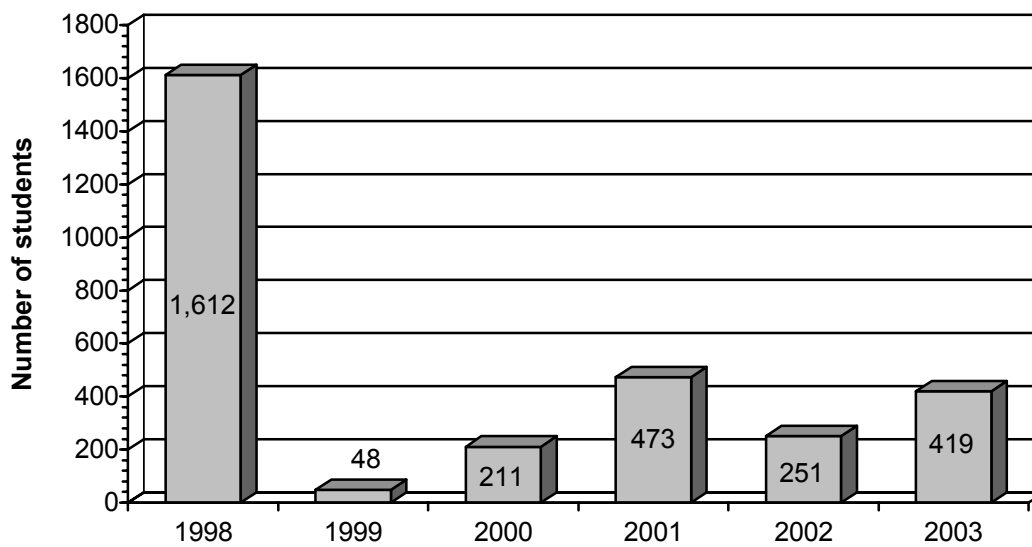


Figure 1.23 Primary students enrolled in classes receiving LOTE through telematics, 1998 – 2003.

PART 2: SECONDARY COLLEGES

Colleges

In 2003, 293 (94.5%) of a total of 310 government secondary colleges offered some form of LOTE program. The percentage of colleges providing a LOTE rose, in real numbers, at the Year 11 and 12 levels. Percentages remained similar to 2002 figures at the Year 7 to 10 levels.

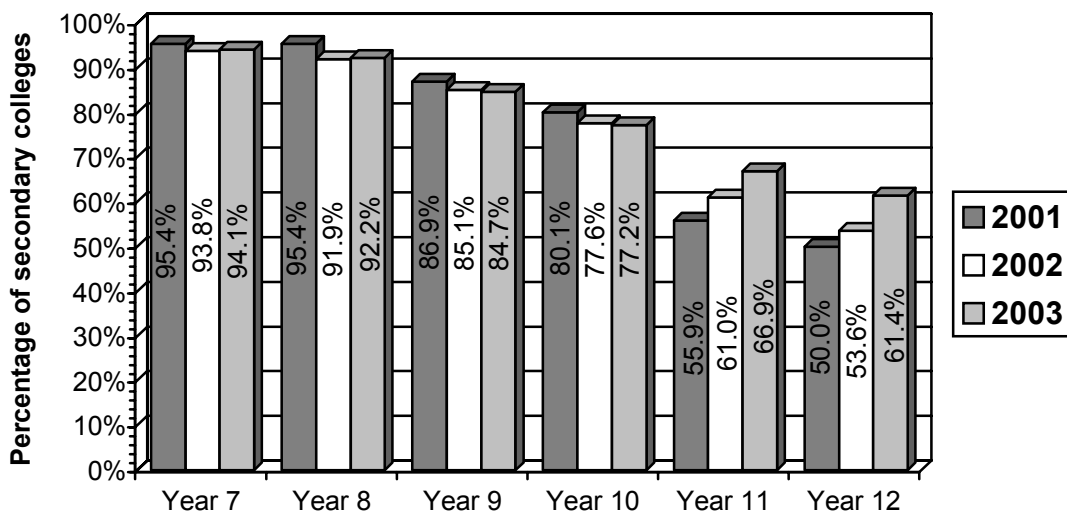


Figure 2.1 Percentage of secondary colleges providing LOTE by year level, 2001 – 2003. For further details refer to Appendix 3, Table 3.7.

*Note: In 2003, 293 of the 310 government secondary colleges offered Year 11 and 12 courses. LOTE was offered at Year 11 and 12 in 66.9% and 61.4% of secondary colleges respectively. In previous reports, this calculation was based on all colleges (310), not just colleges that offered Year 11 and 12 courses (293). The increase from 2002 to 2003 at the Year 11 and 12 levels is both a reflection of this change in calculation and a real increase in student numbers.

Amongst colleges that offered LOTE programs in 2003, 57.3% provided continuous programs from Years 7 to 12, an increase of 3.7% from 2002. A further 14.3% of colleges provided programs that ran from Years 7 to 10, while 7.5% of colleges provided LOTE programs at Years 7 and 8 only (see Figure 2.2 following). There were 7 colleges that provided LOTE programs at Year 7 only.

Of the 293 colleges that offered LOTE programs in 2003, 66.2% offered LOTE programs at the Year 11 level and 62.5% offered programs at the Year 12 level. While these percentages represent an increase from 2002, the VSL continued to play a vital role in providing access to LOTE programs at the senior college levels, with increases in both Year 11 and 12 enrolments at the VSL.

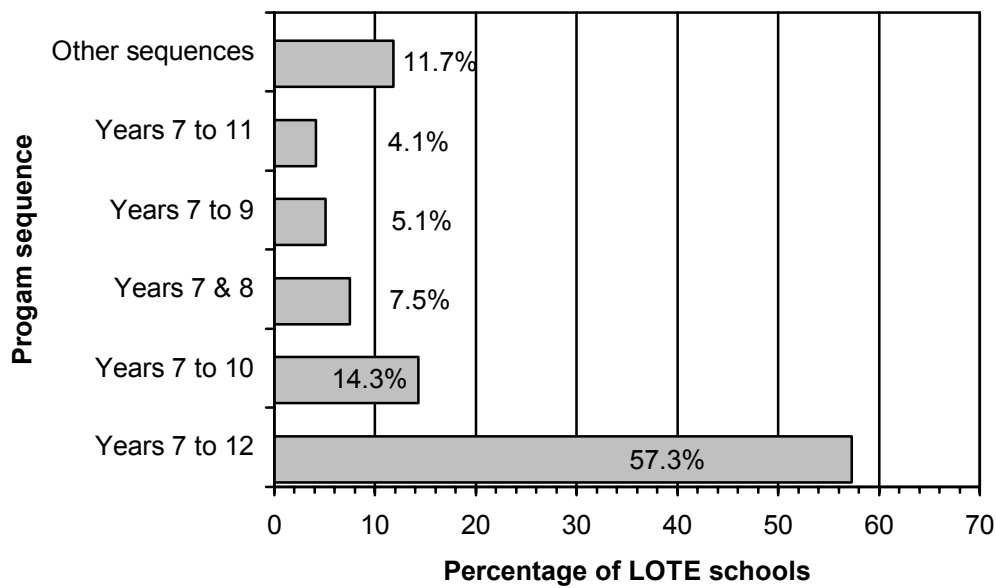


Figure 2.2 Sequences of LOTE programs in secondary colleges, 2003. 'Other sequences' refers to the provision of LOTE programs at non-sequential year levels or partial sequences.

The number of colleges offering each LOTE decreased slightly across most languages in 2003, although the number of colleges offering Chinese, Khmer, Hebrew and Koorie languages rose slightly. Indonesian remained the most widely studied language at the secondary level, followed by French, Japanese and Italian. Table 2.1 outlines how many secondary colleges taught each language.

	Secondary colleges by LOTE				
	Number	%	Number	%	
Indonesian	131	44.7%	Macedonian	5	1.7%
French	109	37.6%	Spanish	5	1.7%
Japanese	99	34.1%	Auslan	4	1.4%
Italian	84	29.0%	Latin	3	1.0%
German	74	25.3%	Khmer	2	0.7%
Chinese	32	11.0%	Korean	2	0.7%
Greek	13	4.5%	Hebrew	1	0.3%
Vietnamese	12	4.1%	Koorie languages	1	0.3%
Arabic	5	1.7%	Turkish	1	0.3%

Table 2.1 *Number of secondary colleges providing LOTE, 2003. Note that many colleges offered more than one language.*

The number of colleges running compulsory LOTE programs recovered from a decline across the Years 7 to 10 levels in 2002, with increases at the Years 7, 8 and 10 levels. The number of colleges declined at the Year 9 to 37.1% of secondary colleges. Further details are provided in Figure 2.3 following.

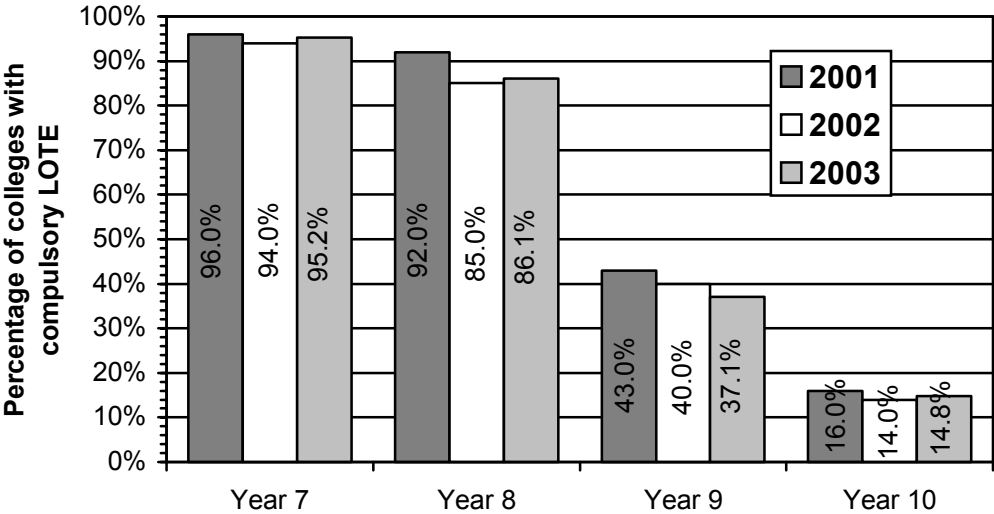


Figure 2.3 Percentage of colleges (offering LOTE), where a LOTE is compulsory by year level, 2001 – 2003. For details refer to Appendix 3, Table 3.8.

Students

The number of students studying a LOTE in government secondary colleges rose from 108,048 in 2002 to 115,109 in 2003 (see Figure 2.4). Figure 2.5 following indicates the number of government students studying through mainstream schools and the VSL by year level in 2003. It was not possible to ascertain from the data exactly how many students in Years 7 and 8 were studying a LOTE as some students were counted more than once as a result of 'taster' courses. In 'taster' courses, students study more than one LOTE a year.

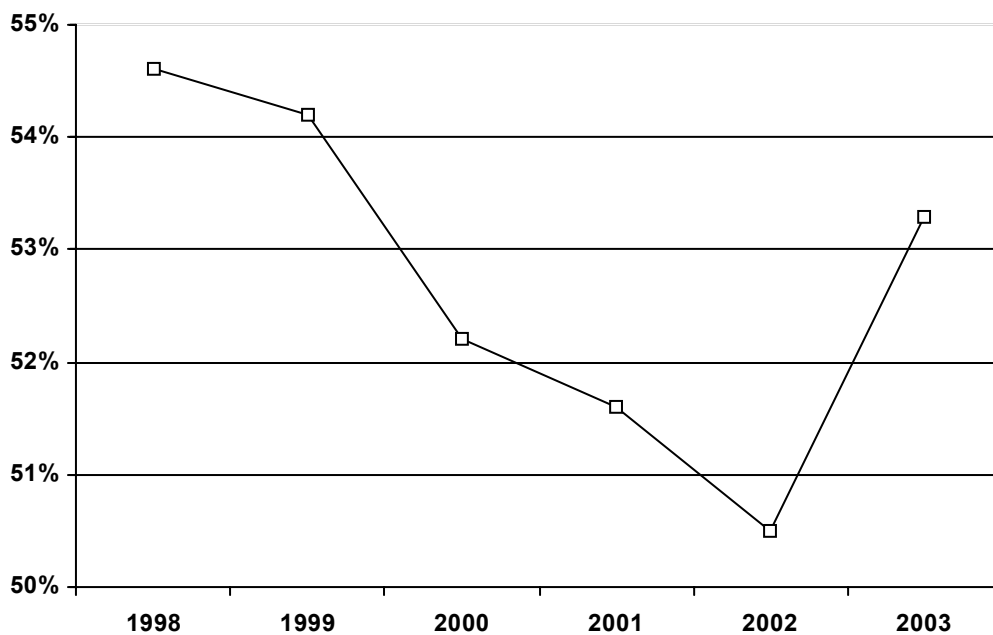


Figure 2.4 *Percentage of students in government secondary colleges studying LOTE, 1998 - 2003.*

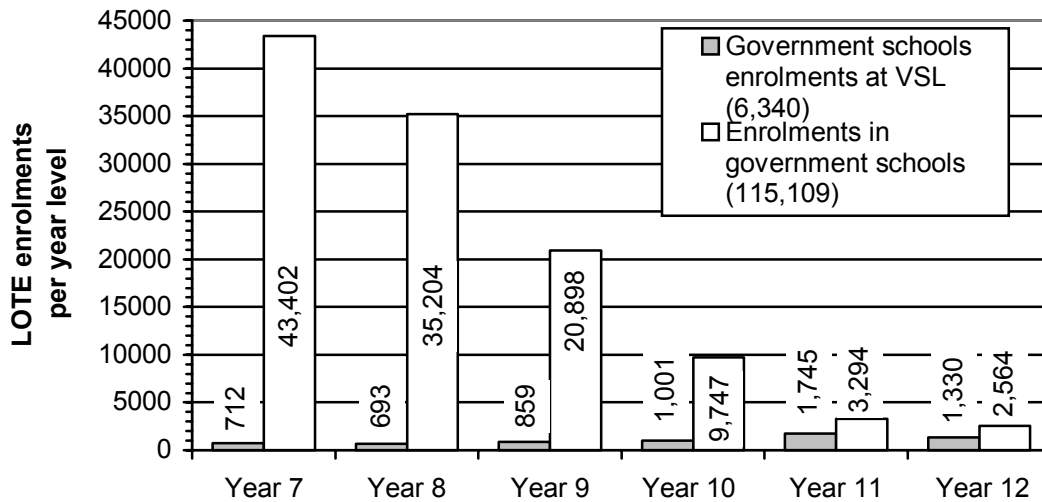


Figure 2.5 *Number of secondary LOTE students studying through government colleges and through the VSL (government students only), 2003. Note that students studying more than one language were counted more than once. The proportion of VSL students also studying a LOTE at their colleges was not known.*

Figure 2.6, on the following page, reports on the percentage of students who undertook a LOTE by year level between 1998 and 2003. Student percentages in 2003 were at a slightly lower level in Years 7 to 10 when compared to 1998 figures, although there have been slight increase at the Year 11 and 12 levels. Figure 2.7 shows that the largest increase in Year 11 and 12 LOTE student numbers occurred in regional educational districts in Victoria, where LOTE student numbers have increased by 27.6% since 1998. Student numbers in metropolitan areas have increased 8.8% since 1998 (see Figure 2.7).

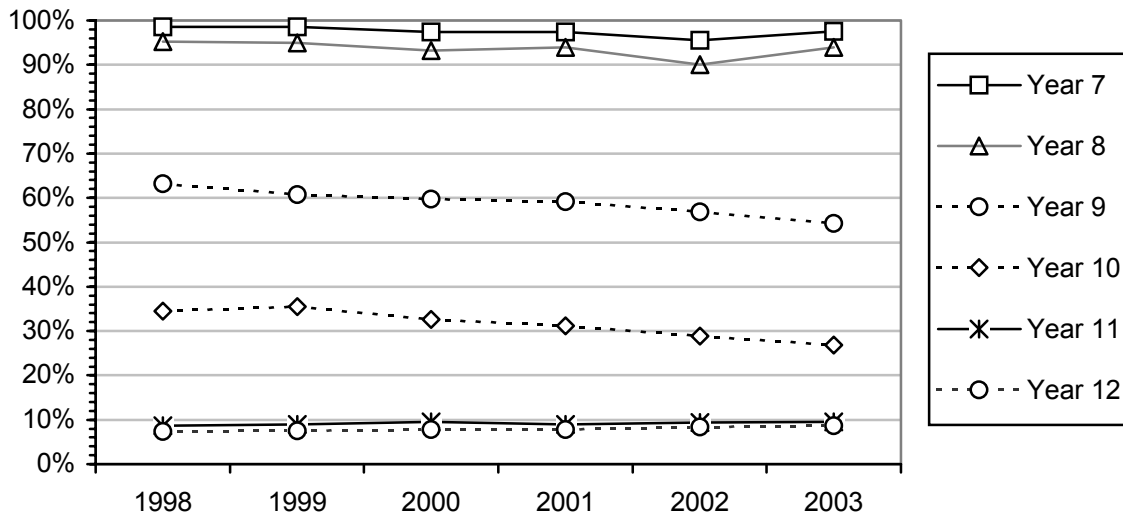


Figure 2.6 Percentage of students in government secondary colleges studying LOTE by year level, 1998 - 2003. See Appendix 3, Table 3.9 for full details. Note that it is not clear whether increases in Year 7 and 8 student numbers is due to the double counting of students in 'taster' courses.

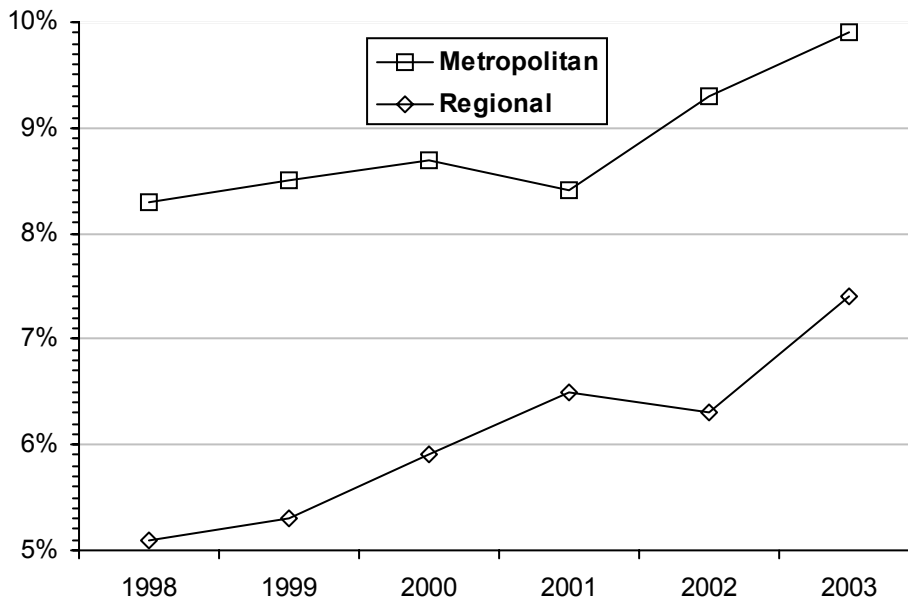


Figure 2.7 Percentage of LOTE students at the Year 12 level by regional or metropolitan educational district, 1998 - 2003.

Male / Female Enrolments

Equivalent numbers of males and females undertook LOTE programs at the Year 7 and 8 levels in 2003 due to the largely compulsory nature of LOTE study at these levels. From Year 9 onwards, when LOTE becomes optional in more than 60% of secondary colleges, female enrolments become progressively higher, until they reach 67% of LOTE students in Year 12 (see Figure 2.8 following).

While male enrolments in LOTE study at the Year 9 and 10 levels remained similar to 2002 figures, there was a 9.8% and 10% increase in male enrolments at the Year 11 and 12 levels respectively. The overall proportion of LOTE secondary students was 51.4% female and 48.6% male. Male students outnumbered female students in German, Greek, Korean, Latin, Macedonian and Vietnamese (see Figure 2.9).

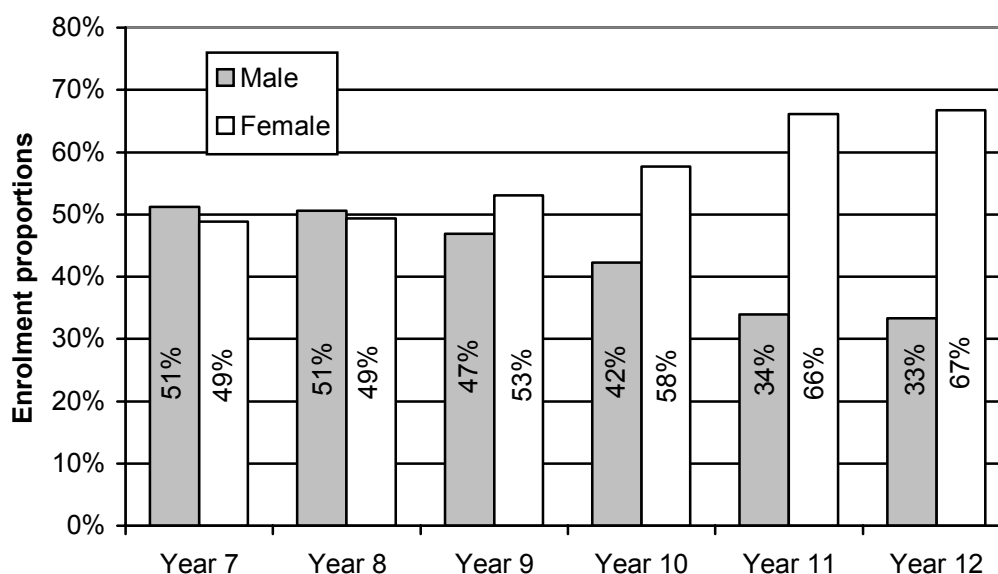


Figure 2.8 *Proportion of male and female secondary college LOTE enrolments by year level, 2003 (excluding the VSL).*

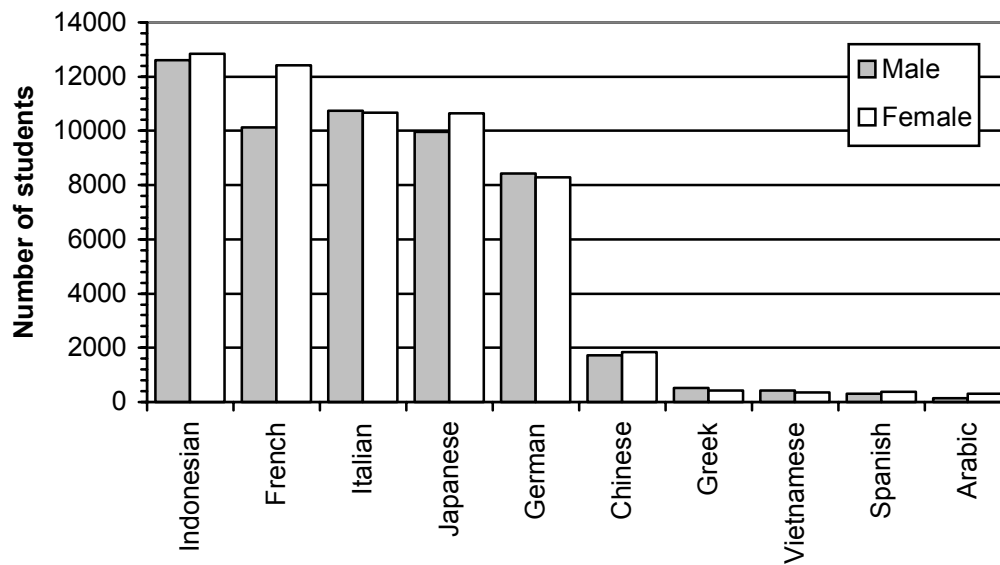


Figure 2.9 Number of male and female secondary college students studying LOTE by the eight languages with the highest enrolments, 2003 (excluding the VSL). Note that some students studied more than one language. For full details see Appendix 3, Table 3.10.

Languages Taught

Eighteen languages were taught in government secondary colleges in 2003, with a further 27 languages accessed through the VSL. The languages with the highest enrolments were Indonesian, French, Italian, Japanese, German, Chinese, Greek and Vietnamese. These languages are the same eight languages as 2002, although Greek recorded a higher number of students than Vietnamese in 2003.

The other languages taught in 2003 were Spanish, Arabic, Korean, Macedonian, Auslan, Khmer, Turkish, Latin, Koorie languages and Hebrew. Table 2.2 provides a breakdown of languages by year level for government colleges, while Table 2.3 outlines government enrolments through colleges and the VSL by language.

	LOTE enrolments by year level						
	Year 7	Year 8	Year 9	Year 10	Year 11	Year 12	Total
Indonesian	10,114	8,501	4,091	1,754	533	457	25,450
French	8,414	7,002	4,139	1,847	658	476	22,536
Italian	8,054	6,786	4,278	1,774	311	197	21,400
Japanese	8,024	6,057	3,522	1,851	693	473	20,620
German	5,973	4,717	3,364	1,664	579	417	16,714
Chinese	1,268	821	596	335	226	318	3,564
Greek	279	220	208	134	50	38	929
Vietnamese	239	221	122	91	56	47	776
Spanish	331	180	96	36	20	4	667
Arabic	124	111	116	61	31	19	462
Korean	198	193	23	17	13	14	458
Macedonian	75	97	99	67	16	45	399
Auslan	78	104	30	22	47	23	304
Khmer	90	95	31	20	9	8	253
Turkish	81	43	36	38	14	11	223
Latin	52	52	53	1	12	9	179
Koorie languages	8	4	5	11	24	0	52
Hebrew	0	0	0	0	0	1	1
Other	0	0	89	24	2	7	122
Total enrolments	43,402	35,204	20,898	9,747	3,294	2,564	115,109

Table 2.2 Secondary LOTE enrolments in government colleges by language and year level, 2003.

	Secondary LOTE enrolments				
	Gov't colleges	Gov't VSL	Gov't total	Other VSL	Total
Indonesian	25,450	254	25,704	178	25,882
French	22,536	321	22,857	218	23,075
Italian	21,400	221	21,621	233	21,854
Japanese	20,620	431	21,051	225	21,276
German	16,714	358	17,072	159	17,231
Chinese	3,564	1,173	4,737	430	5,167
Vietnamese	776	605	1,381	419	1,800
Greek	929	214	1,143	142	1,285
Spanish	667	220	887	224	1,111
Turkish	223	756	979	92	1,071
Arabic	462	280	742	67	809
Macedonian	399	296	695	52	747
Korean	458	48	506	29	535
Khmer	253	85	338	26	364
Croatian	0	193	193	155	348
Polish	0	108	108	203	311
Auslan	304	0	304	0	304
Latin	179	51	230	66	296
Serbian	0	198	198	16	214
Portuguese	0	52	52	66	118
Persian	0	88	88	23	111
Russian	0	58	58	28	86
Sinhala	0	44	44	38	82
Maltese	0	16	16	42	58
Koorie languages	52	0	52	0	52
Punjabi	0	36	36	16	52
Hindi	0	34	34	16	50
Albanian	0	42	42	7	49
Dari	0	39	39	5	44
Tigrinya	0	13	13	10	23
Ukrainian	0	7	7	13	20

	Gov't colleges	Gov't VSL	Gov't total	Other VSL	Total
Latvian	0	10	10	10	20
Hebrew	1	14	15	4	19
Bengali	0	12	12	6	18
Lithuanian	0	8	8	7	15
Hungarian	0	10	10	5	15
Pashto	0	14	14	0	14
Dutch	0	7	7	5	12
Bosnian	0	10	10	2	12
Tagalog/ Filipino	0	2	2	8	10
Slovenian	0	2	2	8	10
Czech	0	5	5	4	9
Tamil	0	4	4	3	7
Amharic	0	1	1	0	1
Other	122	0	122	0	122
Total	115,109	6,340	121,449	3,260	124,709

Table 2.3 *Total secondary LOTE enrolments by language, 2003. These figures include government and non-government enrolments in the VSL.*

Figures 2.10 and 2.11 following provide a breakdown of the top languages studied in 2003, and longitudinally between 1998 and 2003. In 2003 Indonesian was still the most widely studied language, although student numbers have dropped 14.3% since 1998. French, Italian, Japanese, German and Chinese were the next most popular languages in 2003, although all languages have had a decline in student numbers since 1998. Chinese reached a peak of 5,144 students in 2002, with student numbers dropping dramatically, 44.3%, in 2003. Concurrently, between 1998 and 2003, enrolments in Chinese through the VSL increased 110.3% (see Figure 2.25). A number of these languages decreased at the lower year levels, but increased at the Year 12 level in 2003 (see Figure 2.13).

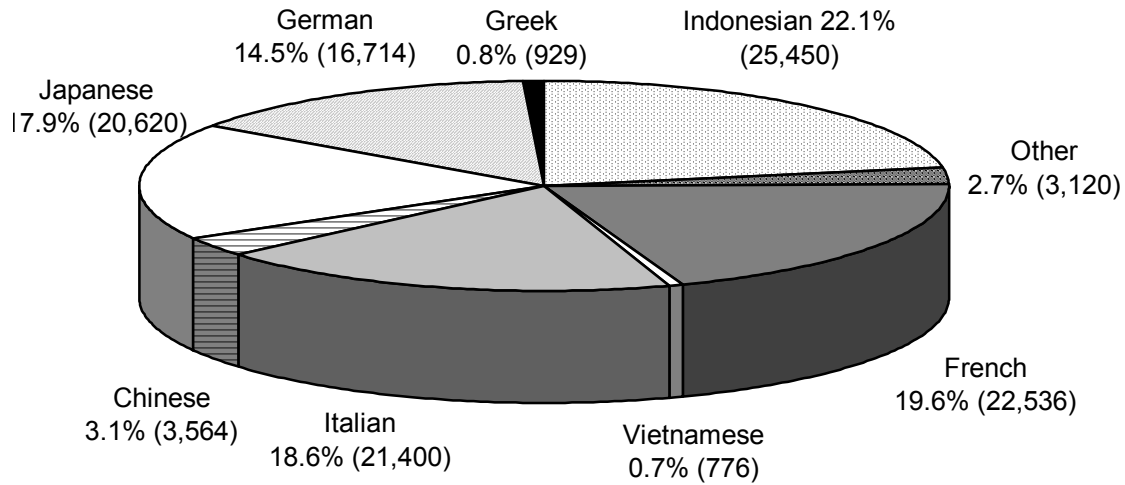


Figure 2.10 Percentages and student numbers for the eight most studied languages in government secondary colleges, 2003. A number of students studied more than one language. Details of 'Other' languages are provided in Appendix 2.

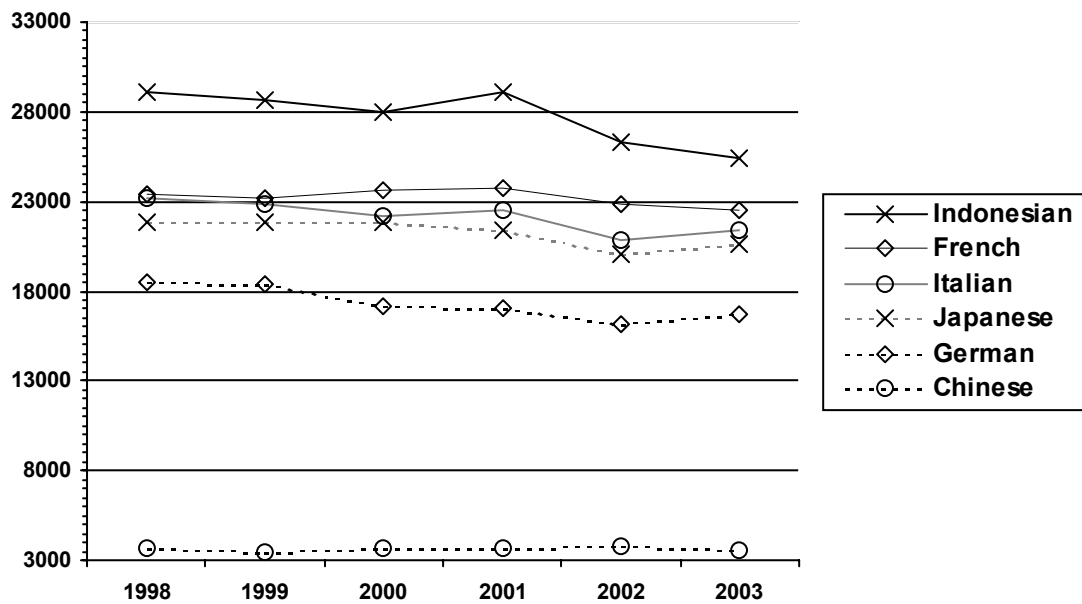


Figure 2.11 Student numbers for government school secondary LOTE enrolments: six most studied languages, 1998 – 2003.

Concurrent with the compulsory nature of LOTE programs, student enrolments in the top eight languages, represented in Figure 2.11, decreased dramatically from Years 7 to Year 12. The Year 12 enrolments in Indonesian, French, Italian, Japanese and German represented a fraction of their corresponding Year 7 enrolments, with the proportion of students taking each language changing as well. The proportion of students studying Italian decreased the most, from 18.6% of Year 7 enrolments to 7.6% of Year 12 LOTE enrolments, while Chinese increased the most from 2.9% in Year 7 to 12.4% of LOTE students in Year 12. The proportion of French and Japanese students remained stable, with German (13.8% to 16.3%), Greek (0.6% to 1.5%) and Vietnamese (0.6% to 1.8%) increasing their proportion of LOTE students at the Year 12 level.

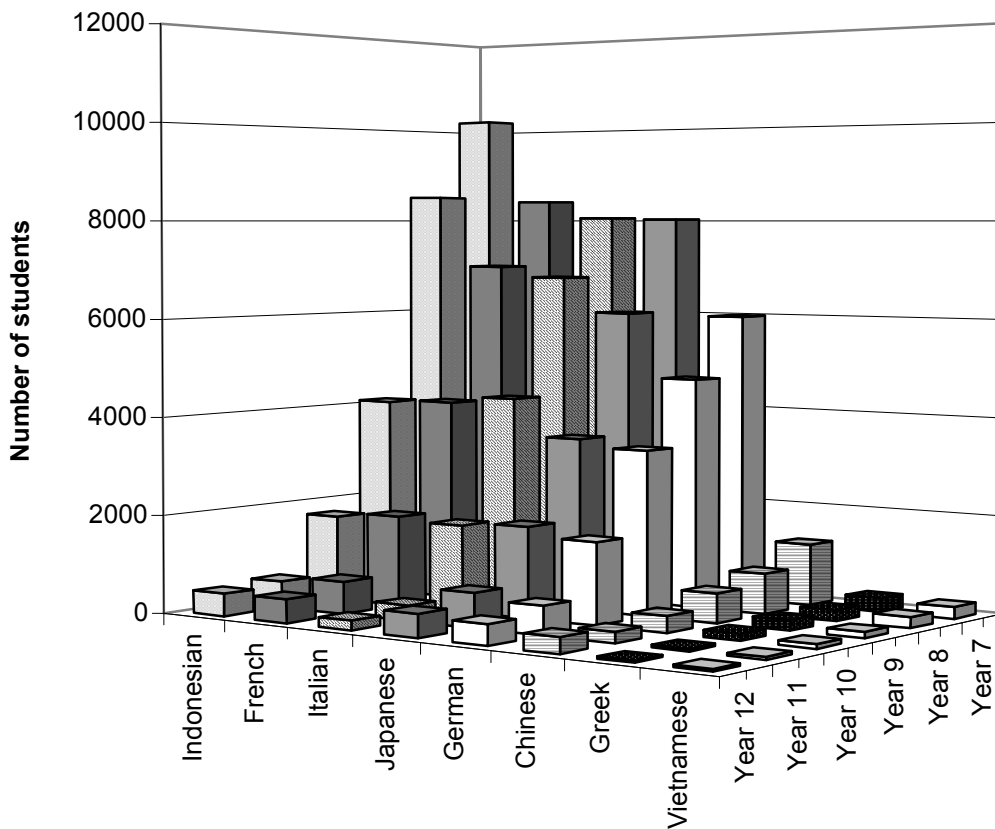


Figure 2.12 Numbers of students enrolled in the eight languages with the highest enrolments in secondary colleges at Year 7 to 12, 2003. This does not include students at the VSL.

In relation to each language studied at the Year 12 level, French overtook Japanese as the most studied LOTE at the Year 12 level, increasing its student numbers 17.5% from 2002. Indonesian and German student numbers also increased 11.7% and 8.9% respectively, while Italian, Chinese and Vietnamese experienced decreases in student numbers.

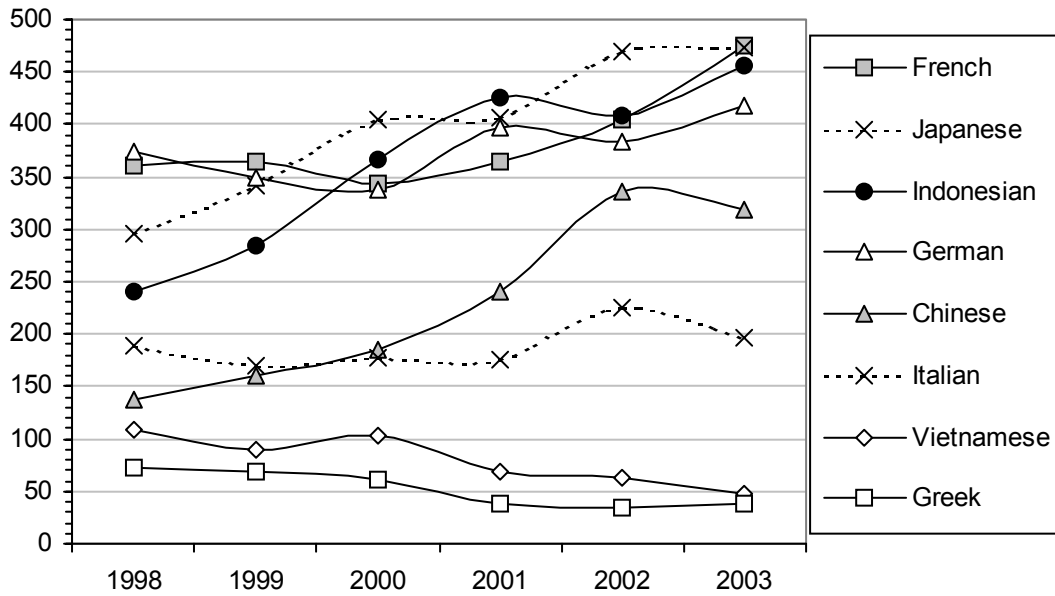


Figure 2.13 Year 12 enrolments by top eight languages, 1998 - 2003. These figures do not include enrolments at the VSL.

	Year 11					
	2001		2002		2003	
	No.	% of students	No.	% of students	No.	% of students
Govt Colleges	3,050	8.9%	3,236	9.4%	3,294	9.5%
Govt VSL	1,637	4.8%	1,710	5.0%	1,745	5.0%
Govt Total	4,687	13.7%	4,946	14.3%	5,039	14.5%
Other VSL	711	n.a.	698	n.a.	727	n.a.
Total	5,398	n.a.	5,644	n.a.	5,766	n.a.
Year 12						
Govt Colleges	2,246	7.8%	2,445	8.4%	2,564	8.7%
Govt VSL	1,019	3.5%	1,151	3.9%	1,330	4.5%
Govt Total	3,265	11.3%	3,596	12.3%	3,894	13.5%
Other VSL	437	n.a.	418	n.a.	555	n.a.
Total	3,702	n.a.	4,014	n.a.	4,449	n.a.

Table 2.4 *Number of Year 11 and 12 students studying LOTE in government colleges and at the VSL, 2001-2003. Note that all VSL data include distance education enrolments.*

	Year 11					Year 12				
	2002		2003			2002		2003		
	No.	%	No.	%	Rise/Fall	No.	%	No.	%	Rise/Fall
Indonesian	582	1.7%	533	1.5%	-8.4%	409	1.4%	457	1.6%	11.7%
French	681	2.0%	658	1.9%	-3.4%	405	1.4%	476	1.6%	17.3%
Italian	332	1.0%	311	0.9%	-6.3%	226	0.8%	197	0.7%	-12.8%
Japanese	622	1.8%	693	2.0%	11.4%	469	1.6%	473	1.6%	0.9%
German	527	1.5%	579	1.7%	9.9%	383	1.3%	417	1.4%	8.9%
Chinese	247	0.7%	226	0.7%	-8.5%	335	1.1%	318	1.1%	-5.1%
Vietnamese	59	0.2%	56	0.2%	-5.1%	63	0.2%	47	0.2%	-25.4%
Greek	33	0.1%	50	0.1%	51.5%	35	0.1%	38	0.1%	8.6%
Other	153	0.4%	188	0.5%	22.9%	120	0.4%	141	0.5%	17.5%
Total	3,236	9.4%	3,294	9.5%	1.8%	2,445	8.4%	2,564	8.7%	4.9%

Table 2.5 *Number and rise and fall of Year 11 and 12 enrolments in government colleges by language, 2002-2003. 'Other' refers to Arabic, Auslan, Hebrew, Khmer, Korean, Latvian, Macedonian, Spanish, Turkish and Unspecified languages.*

	Year 11			Year 12		
	2002	2003		2002	2003	
	No.	No.	Rise/Fall	No.	No.	Rise/Fall
Indonesian	153	137	-10.5%	137	135	-1.5%
French	134	145	8.2%	84	100	19.0%
Italian	112	112	0.0%	58	58	0.0%
Japanese	196	179	-9.5%	137	160	16.8%
German	124	132	6.5%	105	122	16.2%
Chinese	471	424	-10.0%	175	205	17.1%
Vietnamese	239	245	2.5%	165	265	60.6%
Greek	57	54	5.3%	40	38	-5.0%
Other	921	1,044	13.4%	668	802	20.1%
Total	2,407	2,472	2.7%	1,569	1,885	18.4%

Table 2.6 *Government and non-government Year 11 and 12 students studying the eight languages with the highest overall enrolments at the VSL, 2002 – 2003. Note that all VSL data include distance education enrolments.*

Program Type

The range of LOTE programs provided and the teaching methods used in secondary colleges varied according to student needs and available resources. Colleges were asked to classify their programs as object-based (with the focus on the teaching and learning of the target language), content-based (where a significant proportion of the curriculum was offered in and through the target language), or as language and cultural awareness programs (where a limited vocabulary and aspects of culture and society were introduced).

The teaching of LOTE through object-based programs increased significantly from 83.2% of students in LOTE courses to 95.3% of students in 2003. The greatest movement was away from language and cultural awareness classes, from 16.3% down to 4.5%, with a slight decrease also occurring in content-based classes, from 0.5% to 0.2% of students. While a number of colleges indicated that they ran content-based programs, unless they conformed to the definition of 450 minutes per week provided in the target language, these programs were classified as object-based classes.

	Program type			Total
	Object based	Language awareness	Content based	
Indonesian	23,527	1,923	0	25,450
French	22,167	369	0	22,536
Italian	20,060	1,163	177	21,400
Japanese	19,509	1,111	0	20,620
German	16,541	173	0	16,714
Chinese	3,533	31	0	3,564
Greek	886	43	0	929
Vietnamese	776	0	0	776
Other	2,783	337	0	3,120
Total enrolments	109,782	5,150	177	115,109
Percentage	95.3%	4.5%	0.2%	100.0%

Table 2.8 *Number of secondary students studying a LOTE by language and program type, 2003. See Appendix 3, Table 3.11 for full details of 'Other'.*

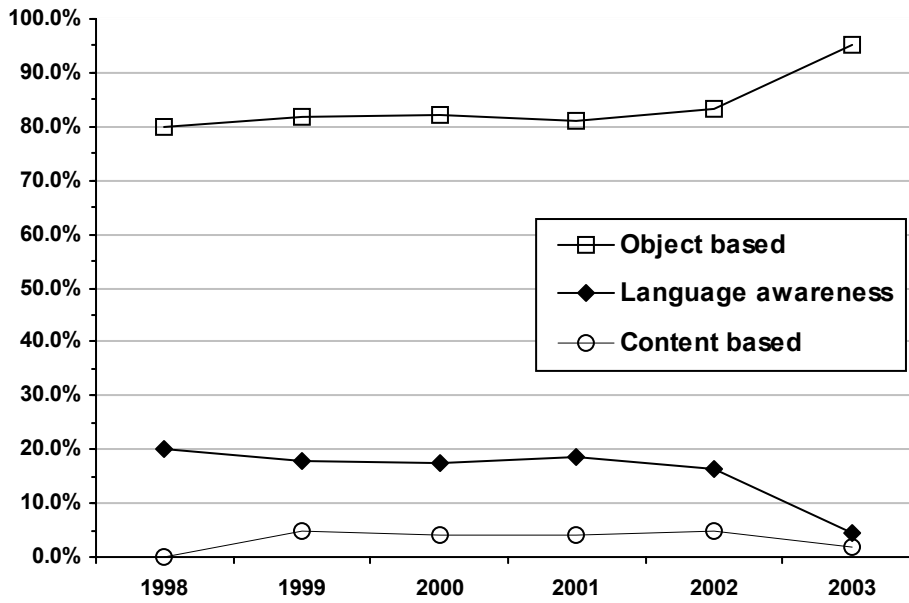


Figure 2.14 Percentage of government secondary LOTE students by program type, 1998 – 2003.

Figure 2.14 above provides an overview of program type between 1998 and 2003, showing a significant move towards object-based programs which focus on the target language, since 1998. The large percentage of programs which focus on the target language serves highlights the increasing quality of LOTE programs at the secondary level.

Target Groups

Colleges were asked whether their programs were targeted at first-language learners (where most of the students had a background in the target language), second-language learners (where most of the students did not have a background in the target language) or mixed classes (where some students had a background in the target language and some students did not have a background in the target language).

In 2003, 92.8% of students were in LOTE classes targeted at second-language learners, a decrease from 2002 (94.7%). Enrolments in mixed classes rose from 4.1% to 5.5% with all of the top eight languages, except Vietnamese (644 students to 240 students in 2003), experiencing an increase in student enrolments for mixed classes. Enrolments for first-language classes also rose overall, although Indonesian, Vietnamese and Greek recorded decreases in student enrolments. In first-language classes, Japanese and Chinese recorded a 306.7% and a 24.7% increase respectively.

	First language	Second language	Mixed classes	Total
Indonesian	0	24,828	622	25,450
French	86	21,546	904	22,536
Italian	101	19,634	1,665	21,400
Japanese	183	19,965	472	20,620
German	479	15,470	765	16,714
Chinese	647	2,162	755	3,564
Greek	64	170	695	929
Vietnamese	134	402	240	776
Other	232	2,668	220	3,120
Total enrolments	1,926	106,845	6,338	115,109
Percentage	1.7%	92.8%	5.5%	100.0%

Table 2.9 *Number of secondary students studying LOTE by language and target group, 2003. 'Other' refers to Spanish, Arabic, Korean, Macedonian, Auslan, Khmer, Latin, Koorie languages, Hebrew and Unspecified languages. See Appendix 3.12 for full details (2002-2003).*

Contact Time

The average contact time rose considerably across most year levels in 2003. Contact time rose the most in Year 7, from 121 minutes per week in 2002 to 149 minutes in 2003, with increases also recorded at the Years 8 to 10 levels as indicated in Figure 2.15 following. Contact time remained consistent with 2002 figures at the Year 11 and 12 levels. Note that bilingual schools are included in these figures.

Contact time per language varied, although to a lesser extent than in 2002. At the Year 7 level, Auslan averaged the lowest level of contact time, at 122 minutes per week (significantly up from 83 minutes per week in 2002), while Arabic averaged the most contact time, at 165 minutes per week. At the Year 12 level, Spanish averaged the lowest contact time per week but with a considerable increase from 2002, from 150 minutes to 218 minutes per week in 2003. Turkish received the highest average contact time at the Year 12 level, with 250 minutes per week.

The time allocated to LOTE also varied from college to college. In 2003, 71.2% of Year 7 LOTE students and 77.2% of Year 8 LOTE students were in programs that ran for a minimum of 140 minutes per week (the recommended minimum is 150 minutes per week). At the Year 11 and 12 levels, 97.9% and 99.2% of LOTE students respectively, studied for a minimum of 150 minutes per week.

Overall, 84.5% of LOTE students were in programs that ran for 35 weeks or more each year. A further 15.2% were in programs that ran for between 15 and 20 weeks, while 0.3% of students were in programs that ran for less than 15 weeks per year.

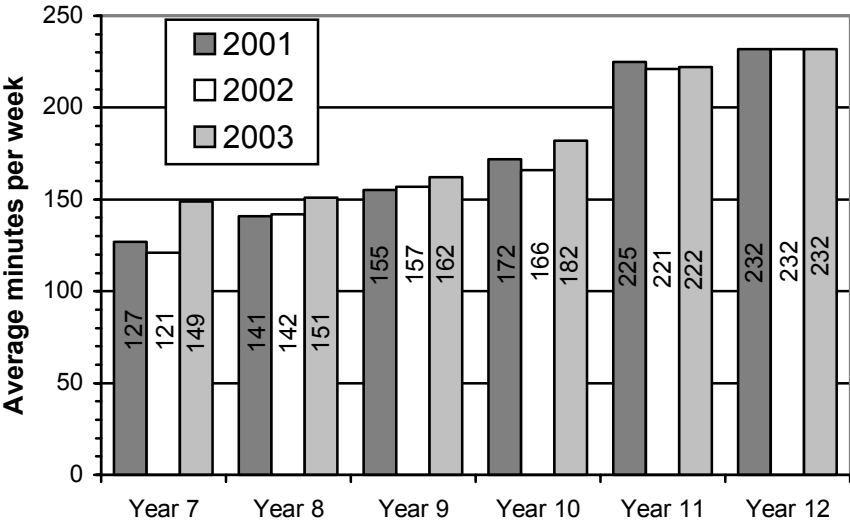


Figure 2.15 Average contact time secondary LOTE programs per week by year level, 2001 – 2003.

Teachers

There were 1,246 secondary LOTE teachers in 2003 who had some form of LOTE qualification, an increase of 25 teachers from 2002. Teachers of Asian languages accounted for 42.4% of LOTE teachers, a slight decrease from 2002 (43.0%). European language teachers accounted for 55.9% of teachers, also a decrease from 2002 (58.0%). Auslan, Koorie languages and Middle Eastern languages teachers increased from 1.0% in 2002 to 1.7% in 2003, mainly due to an increase in the number of Auslan teachers. Indonesian had the highest percentage of LOTE teachers at 20.9% of all LOTE teachers, followed by French at 20.2%, Italian at 18.1% and Japanese at 15.7%.

The proportion of male teachers remained stable at 23.3% of LOTE teachers. The proportion of male teachers teaching Asian languages rose from 23.0% in 2002 to 27.4%, with the largest percentage of males teaching Japanese (43.5%). The percentage of male teachers of European languages remained stable at 19.7% in 2003, with the largest percentage of males teaching German (32.1%) (see Figures 2.17 & 2.18). Numerically, there were 956 female LOTE teachers and 290 male teachers in secondary colleges in 2003 (see Figure 2.16).

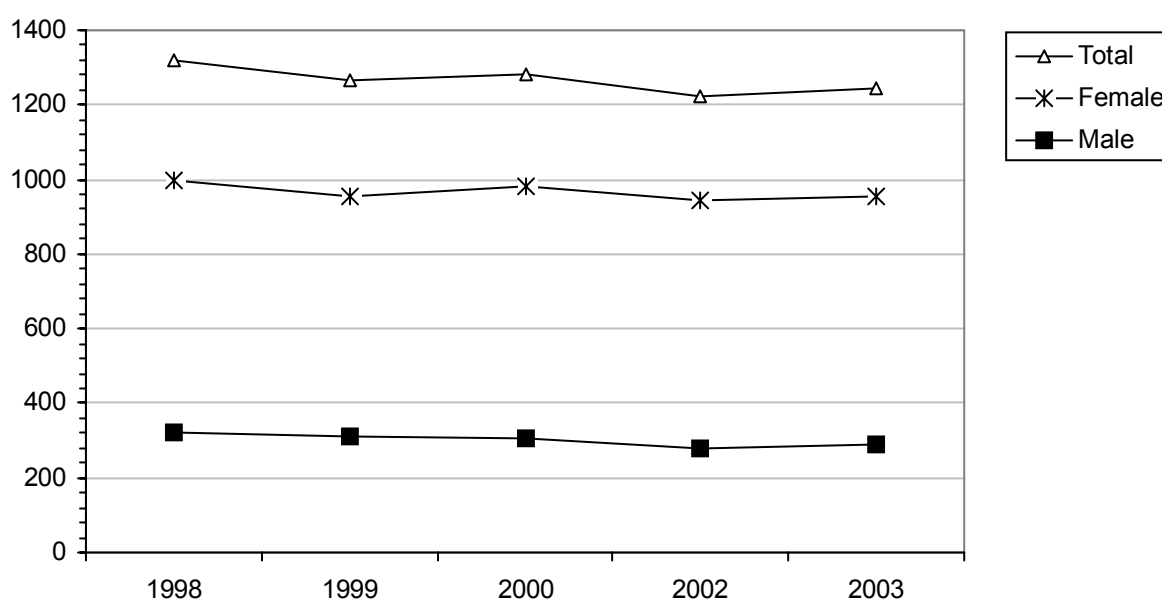


Figure 2.16 Number of qualified secondary LOTE teachers by gender, 1998 - 2000, 2002, 2003. Note that data for teachers was not collected for 2001.

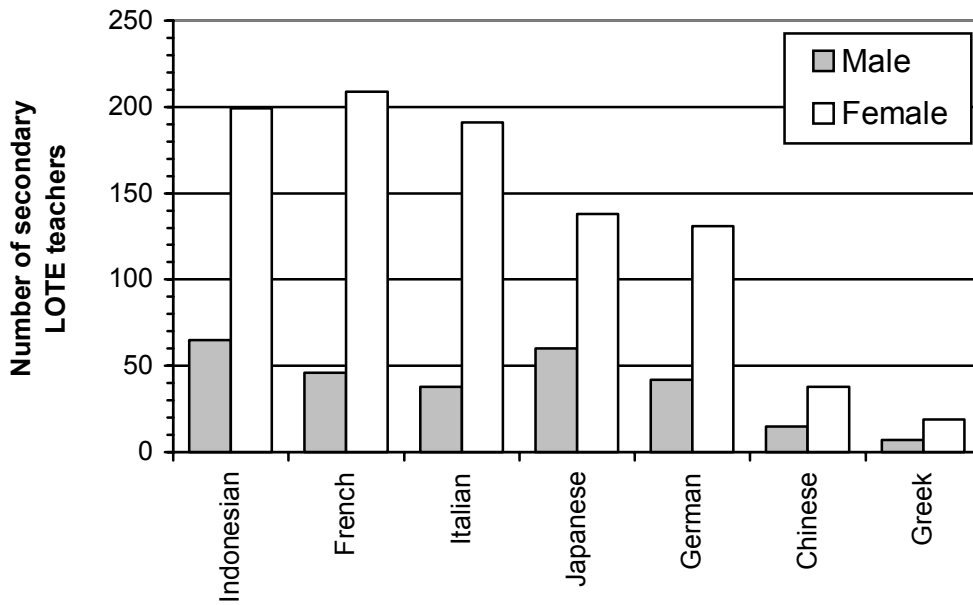


Figure 2.17 Number of secondary LOTE teachers by gender and LOTE (Top seven), 2003. For details refer to Appendix 3, Table 3.15.

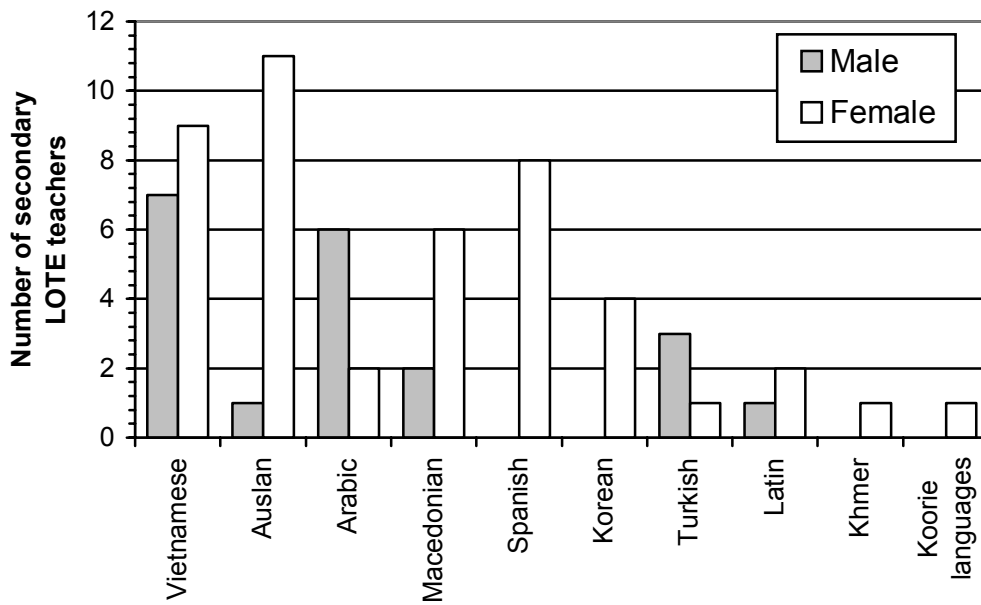


Figure 2.18 Number of secondary LOTE teachers by gender and LOTE (of smaller candidature), 2003. For details refer to Appendix 3, Table 3.15.

Amongst secondary LOTE teachers, 78.3% were fully qualified, having completed either:

- A three-year post-VCE major sequence or a four-year beginners sequence at tertiary level in the language they were teaching (or had a statement of equivalence from a Victorian university), as well as an approved LOTE teaching method, including theory and practicum; or
- A two-year post-VCE sequence or a three-year beginners tertiary language sequence. (These were acceptable secondary LOTE teaching qualifications for teachers entering the profession up to the beginning of 1996. Such teachers are deemed to be qualified provided they have had continuing employment with the Department of Education and Training since that time.)

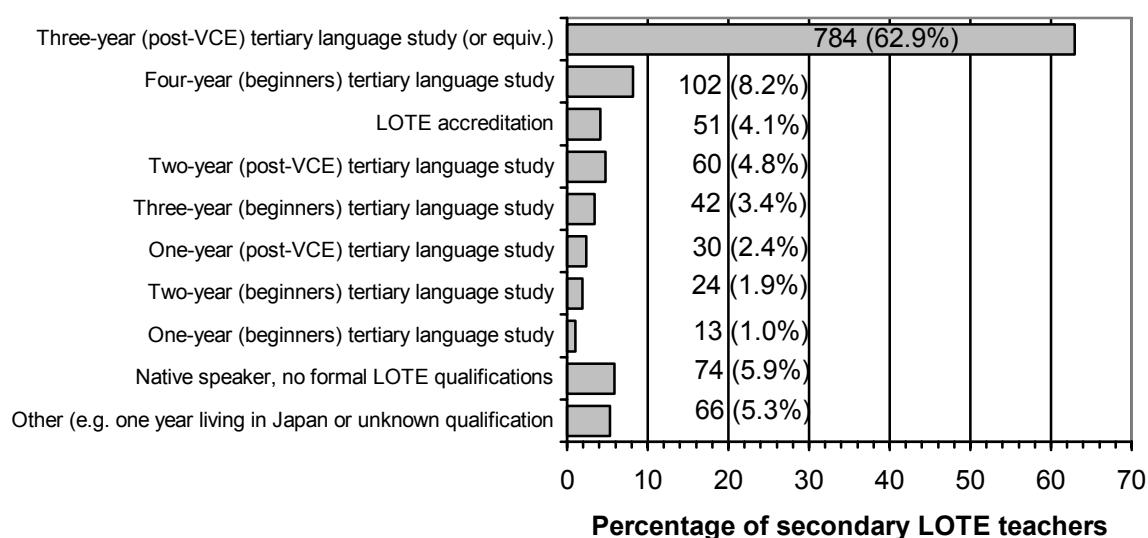


Figure 2.19 Number of secondary LOTE teachers by qualification, 2003.

As opposed to the patterns in primary schools, only 4 teachers taught the same language in two different colleges, however 11 teachers (0.9%) taught two different languages within the same college.

Eighty four point two percent of teachers were employed for a time fraction of 0.8 to 1.0 (equivalent to four to five days a week), with 15.8% of teachers employed for a time fraction of less than 0.8 (equivalent to less than four days a week). For teachers who were employed for a time fraction of 0.8 to 1.0, 33.6% taught LOTE for 0.5 to 9.5 hours per week, 41.9% taught for 10 to 19.5 hours per week and 24.5% for between 20 and 25 hours per week (see Figure 2.21). The average time teaching LOTE per week for teachers with a time fraction of 0.8 to 1.0 was 13.3 hours.

For the 15.8% of teachers employed for a time fraction of less than 0.8 per week, 50.5% worked for 0.1 to 9.0 hours per week, 42.2% taught 10 to 19.5 hours per week and 7.3% taught 20 to 25 hours per week (see Figure 2.21). The average time teaching LOTE per week for teachers with a time fraction of less than 0.8 was 10.3 hours per week.

Timetables in most secondary colleges were based on periods of approximately 50 minutes each.

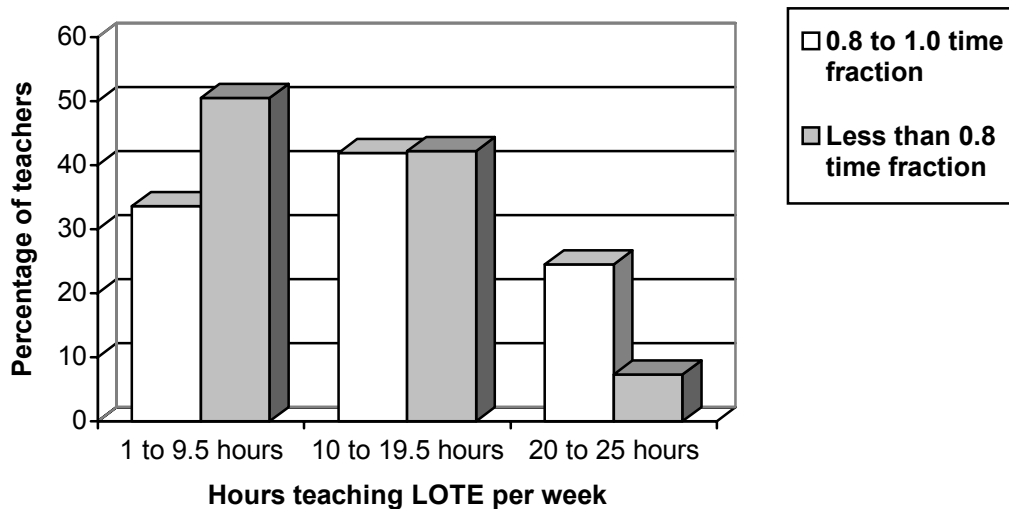


Figure 2.20 Hours teaching LOTE per week by time fraction, 2003.

Regional Provision of LOTE

While it is not possible to compare metropolitan and country enrolments in Year 7 LOTE, a clear distinction can be seen from Year 8 onwards, with metropolitan enrolments outnumbering country enrolments through to the Year 12 level. While the greatest difference can be seen at the Year 9 level, where 66.5% of metropolitan students and 30.7% of country students undertook a LOTE, this disparity had reduced greatly by the Year 12 level, with 9.5% of metropolitan students and 7.0% of country students undertaking a LOTE.

While an overall increase can be seen in LOTE enrolments at the Year 11 and 12 levels, most of this occurred in the country regions. Year 11 enrolments in country regions increased from 7.4% to 7.8%, while at the Year 12 level, enrolments increased from 6.3% to 7.0%. At the metropolitan level, Year 11 enrolments remained at the same level, while Year 12 enrolments increased from 9.3% to 9.5%.

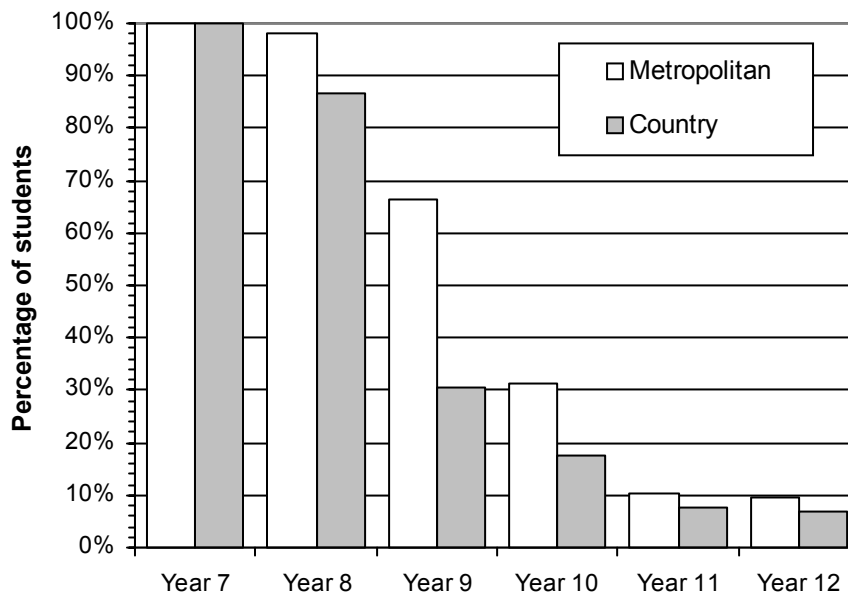


Figure 2.21 Percentage of government secondary students taking LOTE in metropolitan and country regions by year level, 2003. For details refer to Appendix 3, Table 3.13. Note that it was not possible to delineate what percentage of Year 7 and 8 students undertook a LOTE in 2003.

Provision of LOTE varied from region to region. Indonesian recorded the highest percentage of students in four of the five country regions, with German recording the highest student numbers in the Central Highlands-Wimmera region. In the metropolitan regions, French recorded the highest percentage of students in the Eastern and Southern regions, while Japanese recorded the highest percentage of students in the Western region. In the Northern region, Italian was taken by 46.7% of students, representing 33.6% of all secondary students studying Italian in Victoria.

The Central Highlands-Wimmera region offered six languages in 2003, while the Western, Southern and Northern Metropolitan regions offered the most languages, with thirteen each.

Figure 2.22, following, provides an outline of student enrolment figures for each language and region, while Figure 2.23 provides a proportional representation of languages taught by each region.

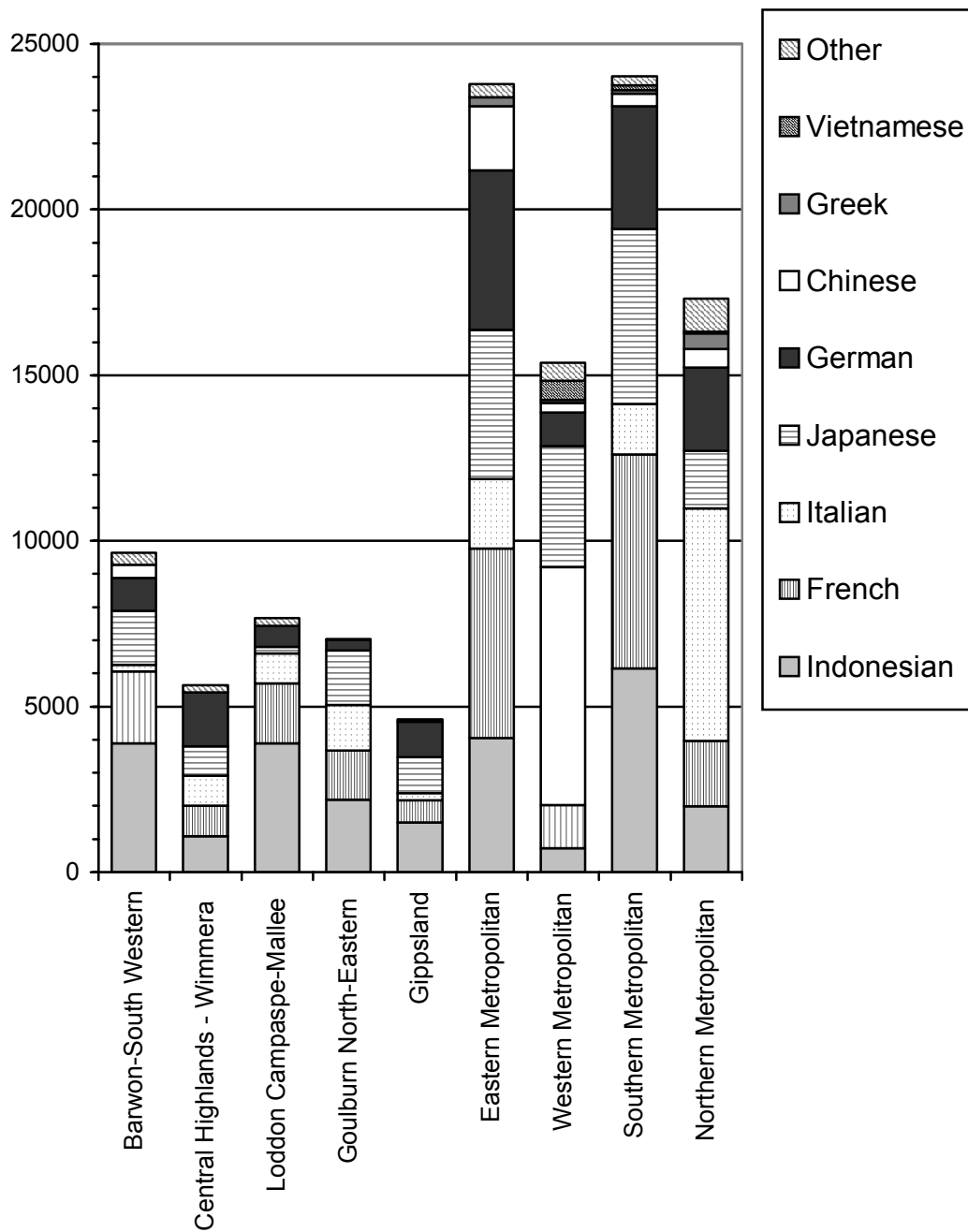


Figure 2.22 Secondary college enrolments in languages by region, 2003. 'Other' languages includes Arabic, Auslan, Hebrew, Khmer, Koorie languages, Korean, Latin, Macedonian, Spanish, Turkish and Unspecified languages. Students studying more than one language are counted more than once. See Appendix 3, Table 3.14 for full details.

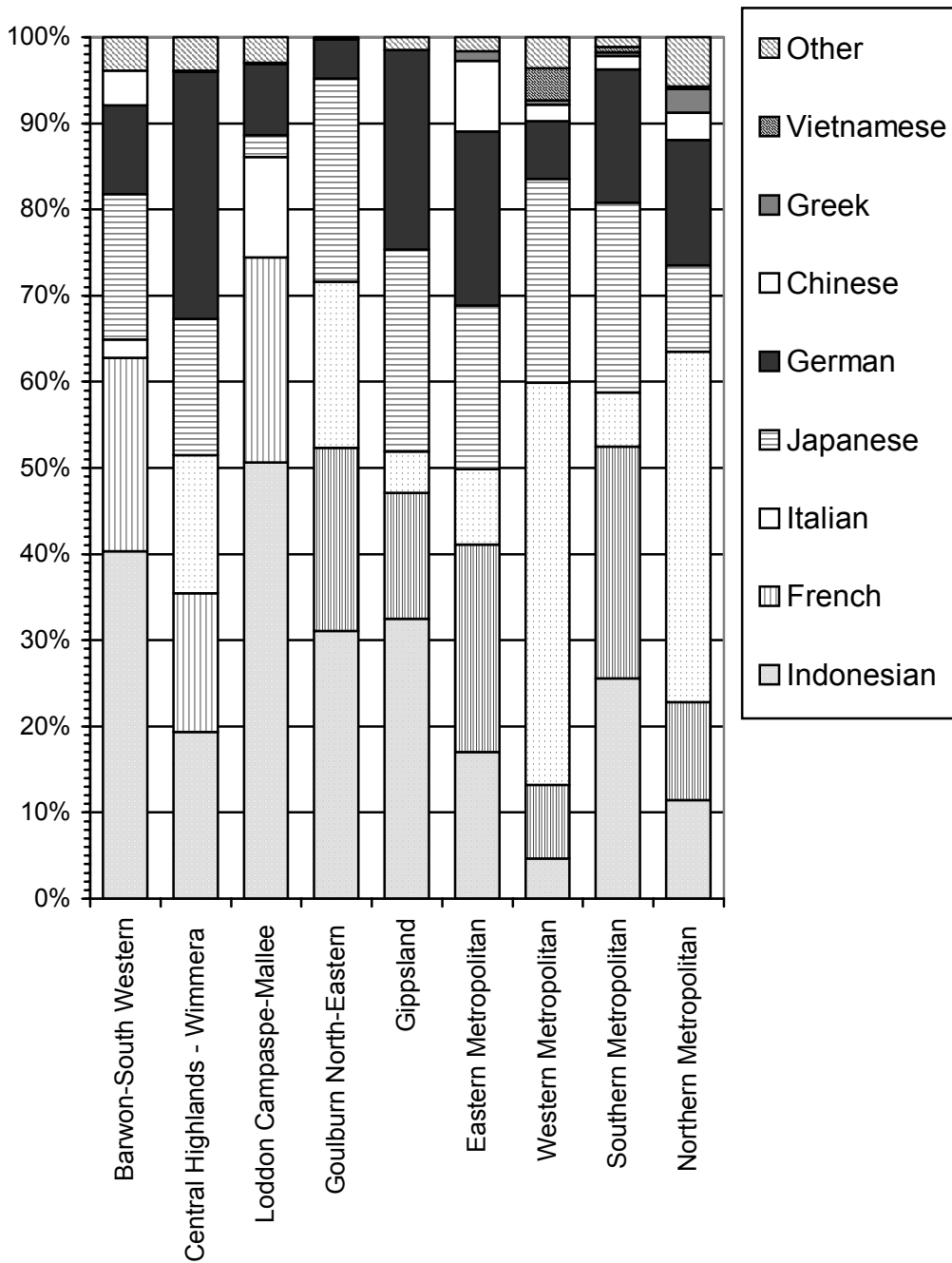


Figure 2.23 *Proportional representation of languages by region, 2003. ‘Other languages’ includes Arabic, Auslan, Hebrew, Khmer, Koorie languages, Korean, Latin, Macedonian, Spanish, Turkish and Unspecified languages. Students studying more than one language are counted more than once. See Appendix 3, Table 3.14 for full details.*

Victorian School of Languages

The VSL provided language programs through 34 centres (27 in the metropolitan area and 7 in regional and country areas), making a significant contribution to the range of languages offered across Victoria. Forty-two of the 44 languages offered by the VSL were provided to secondary school students from Years 7 to 12. The VSL, along with community languages schools, provide formal study to VCE level for many of the smaller cohort languages not available in mainstream schools. The VSL caters for students from government, Catholic and independent schools who wish to develop their home or heritage language, who are seeking continuity in LOTE study after changing schools, or who wish to learn a new language. Lessons are generally provided outside regular school hours, usually on Saturday mornings, and are of approximately 3 hours duration.

A total of 9,600 students from all educational sectors were enrolled at the VSL in 2003, an increase of 558 from the 2002 enrolment figures. Approximately two thirds of secondary enrolments at the VSL were from government schools. Figure 2.24, following, shows VSL enrolments from all sectors by year level. Figure 2.25 shows the trends in the five most studied LOTEs at the VSL from 1998 to 2003. Chinese has grown by 100.3% during this period, while Japanese has grown by 82.6%.

The Distance Education component continued to be an important component of LOTE provision. Seventeen per cent of all secondary students enrolled at the VSL were studying a LOTE through Distance Education. (See following section for details of Distance Education languages and enrolments.)

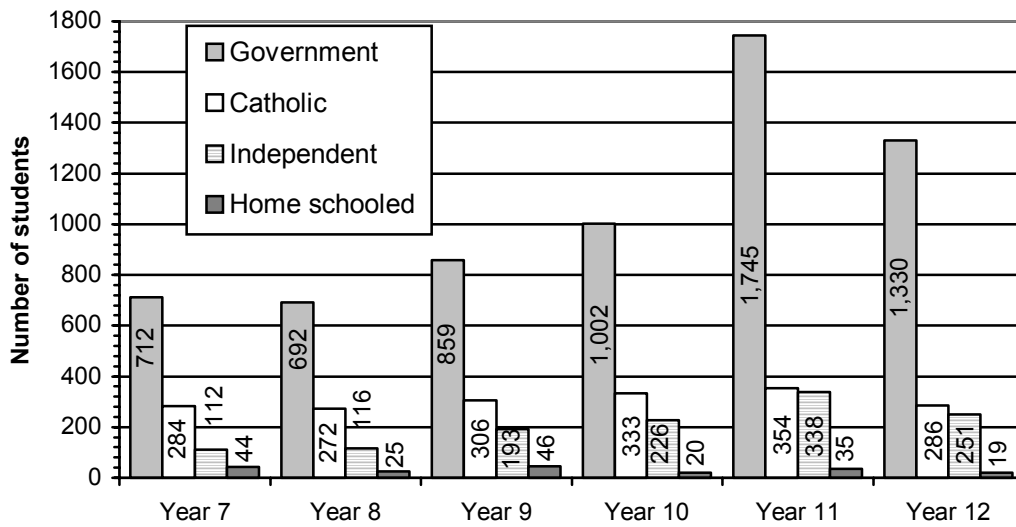


Figure 2.24 Secondary enrolments at the VSL, all sectors, by year level, 2003.

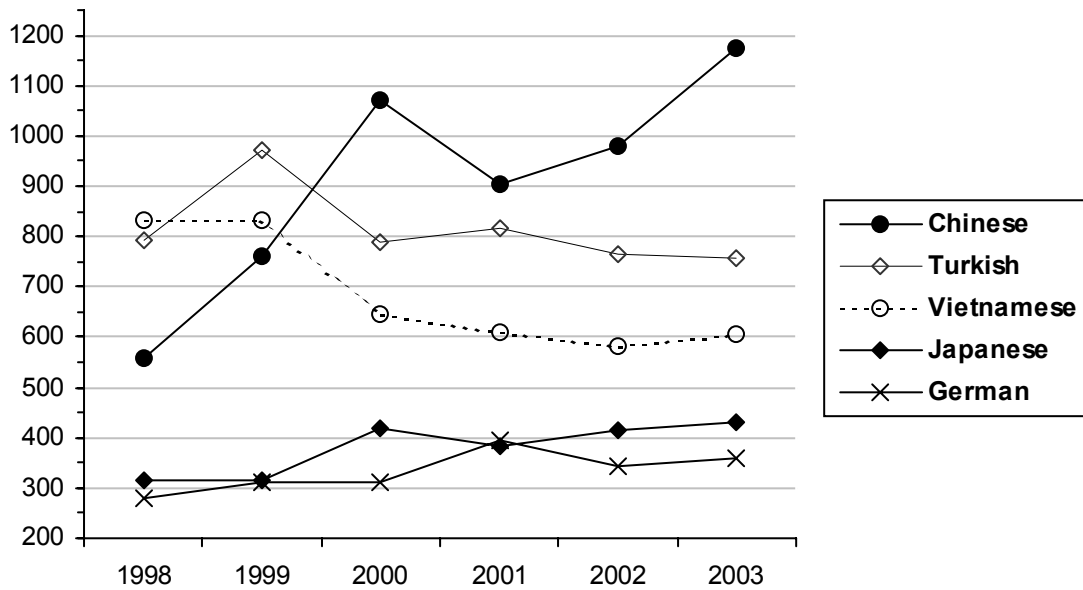


Figure 2.25 Five LOTEs most studied by secondary government students at the VSL, 1998 – 2003.

Of the 42 languages taken by secondary school students by the VSL, two languages – Amharic and Pashto – were taken only by students enrolled in government schools. Table 2.9, following, illustrates enrolments of students from government schools, by year level, for the various languages.

	VSL secondary LOTE enrolments							DEC	Total
	Year 7	Year 8	Year 9	Year 10	Year 11	Year 12			
Chinese	109	114	124	168	429	230	0	1,173	
Turkish	136	115	115	134	151	105	0	756	
Vietnamese	66	65	62	88	157	167	0	605	
Japanese	20	26	63	59	70	39	154	431	
German	13	20	18	28	38	26	215	358	
French	8	14	18	13	19	18	231	321	
Macedonian	31	48	55	57	50	55	0	296	
Arabic	45	34	32	27	66	76	0	280	
Indonesian	7	5	7	32	38	27	138	254	
Italian	15	11	12	9	23	13	138	221	
Spanish	13	21	36	35	58	57	0	220	
Greek	44	29	30	19	38	29	25	214	
Serbian	14	23	24	34	58	45	0	198	
Croatian	11	15	30	41	48	48	0	193	
Polish	14	19	18	16	26	15	0	108	
Persian	8	9	5	10	30	26	0	88	
Khmer	5	13	12	18	25	12	0	85	
Russian	1	2	7	14	26	8	0	58	
Portuguese	5	5	12	8	8	14	0	52	
Latin	0	0	0	0	0	0	51	51	
Korean	0	1	0	7	20	20	0	48	
Sinhala	9	10	5	4	14	2	0	44	
Albanian	6	4	0	4	15	13	0	42	
Dari	5	8	7	9	10	0	0	39	
Punjabi	14	7	9	4	2	0	0	36	
Hindi	3	4	2	8	11	6	0	34	
Maltese	1	4	1	3	4	3	0	16	
Hebrew	0	0	0	4	6	4	0	14	
Pashto	3	2	3	4	2	0	0	14	
Tigrinya	6	1	2	4	0	0	0	13	
Bengali	0	2	1	4	1	4	0	12	
Bosnian	3	3	2	2	0	0	0	10	
Hungarian	0	0	2	3	2	3	0	10	
Latvian	0	1	0	1	4	4	0	10	
Lithuanian	1	3	0	1	1	2	0	8	
Dutch	0	0	1	4	2	0	0	7	
Ukrainian	0	0	3	1	3	0	0	7	
Czech	1	0	0	1	0	2	0	4	
Tamil	0	0	1	1	0	2	0	4	
Slovenian	0	0	0	1	1	0	0	2	
Tagalog/ Filipino	0	0	0	2	0	0	0	2	
Amharic	0	1	0	0	0	0	0	1	
Total	617	639	719	882	1,456	1,075	952	6,340	

Table 2.10 Government secondary school enrolments at the VSL by language and year level, 2003. Note that Distance Education students have been included in its own column and the total but not in the individual year levels.

As can be seen from Table 2.9, above, Chinese has the highest enrolment of government school students, and both Turkish and Vietnamese have more than five hundred enrolments. When figures from both government and non-government schools are considered, enrolments for Japanese and French also increase above five hundred students as shown in Figure 2.26 below.

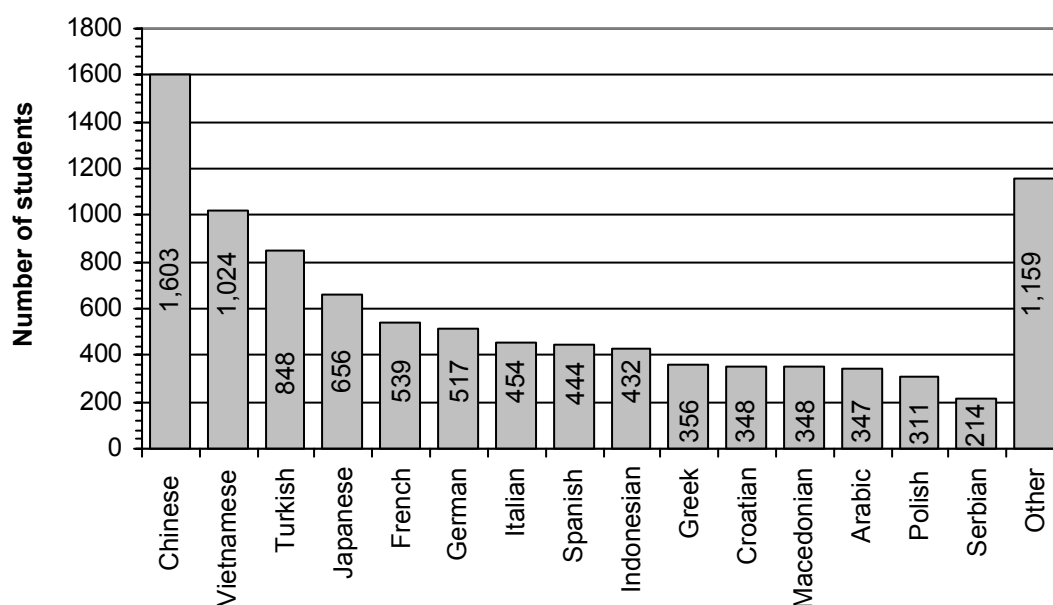


Figure 2.26 Secondary enrolments at the VSL, all sectors for 2003. For details of languages listed under 'Other' see Appendix 3, Table 3.16.

The proportion of government school students to non-government school students varied considerably between languages. Students of Spanish, for example, were drawn in almost equal proportions from government and non-government schools; students of Chinese from government schools outnumbered those from non-government schools by a ratio of almost 3:1; while for Turkish, the ratio of government to non-government students was more than 7:1. Students from non-government schools outnumbered those from government schools by a factor of 2:1 in both Polish and Maltese. Figure 2.27 (following) shows enrolment data from government and non-government schools for a selection of languages.

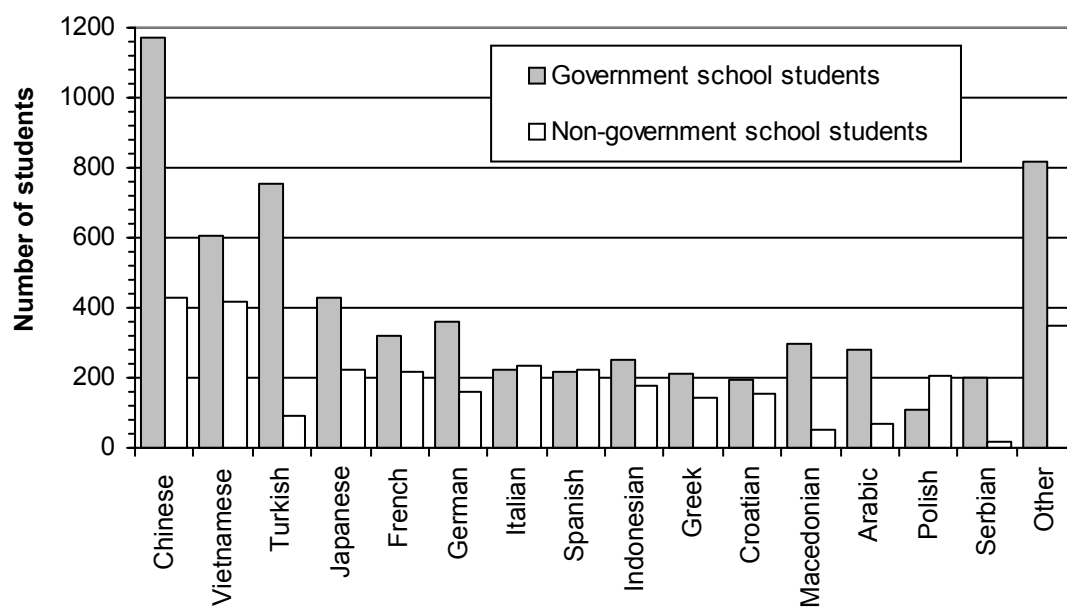


Figure 2.27 Secondary enrolments at the VSL by language and sector, 2003. For details of languages listed under 'Others', see Appendix 3, Table 3.16.

Distance Education Section of the Victorian School of Languages

The Distance Education Section of the Victorian School of Languages continued to offer programs in French, German, Greek, Indonesian, Italian, Japanese and Latin to secondary students wishing to study a language which was not offered by their school, or those not currently attending a school. Seventeen per cent of all secondary students enrolled at the VSL were studying a LOTE through Distance Education.

Enrolments in Distance Education decreased from 1,702 students in 2002 to 1,681 students in 2003. Enrolments increased marginally for German, French, Italian, Greek, Latin and Japanese, but decreased for Indonesian. Table 2.10 shows enrolment figures for each of the languages by year level.

	Total distance education enrolments						
	Year 7	Year 8	Year 9	Year 10	Year 11	Year 12	Total
French	46	34	58	61	111	74	384
German	56	41	27	41	91	86	342
Indonesian	6	14	23	39	80	96	258
Italian	25	18	84	32	65	33	257
Japanese	0	0	45	41	72	95	253
Latin	15	10	43	21	15	8	112
Greek	39	6	7	3	12	8	75
Total	187	123	287	238	446	400	1,681

Table 2.11 *Secondary students studying LOTE through Distance Education at the VSL by language and year level, 2003. Note that all sectors are included in this table.*

Figures 2.28 and 2.29, following, provide breakdowns of distant student enrolments by sector, year level and language.

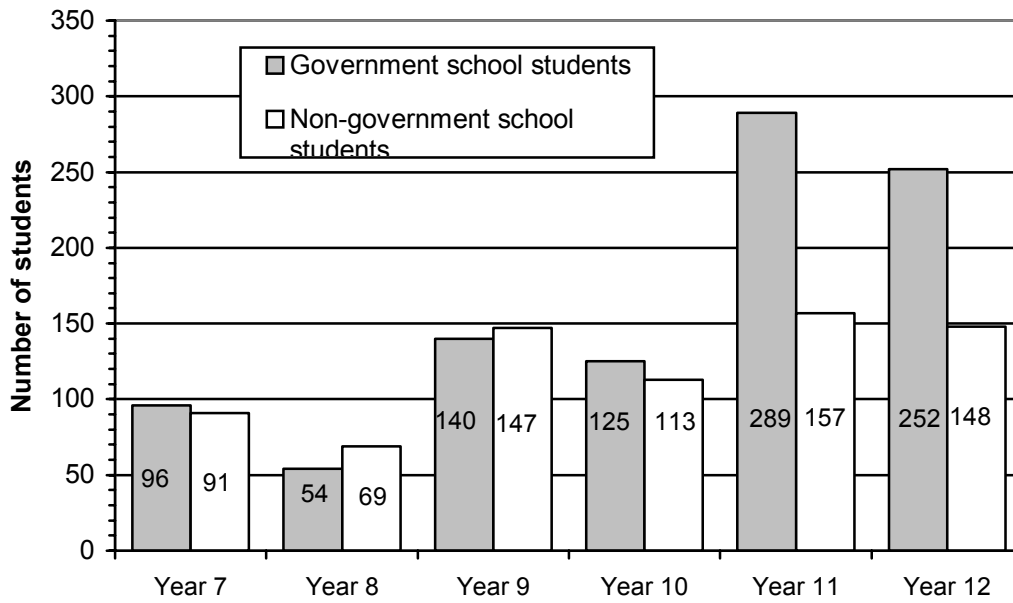


Figure 2.28 Secondary students enrolled via Distance Education by year level and sector, 2003.

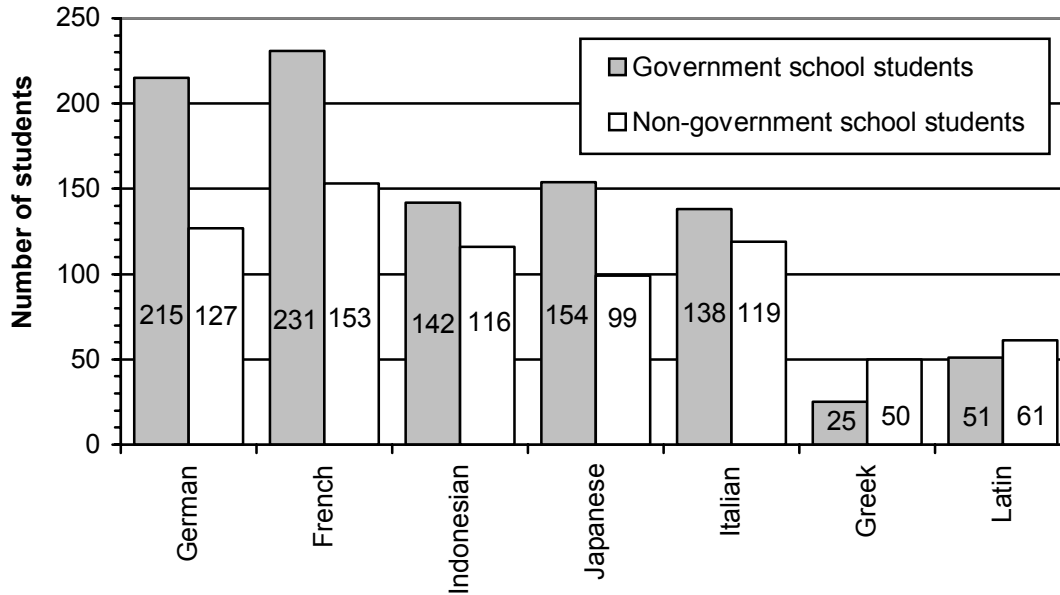


Figure 2.29 Secondary students enrolled via Distance Education by language and sector, 2003.

Telematics

Telematics, or the provision of LOTE classes through visual and audio links such as conferencing, computer, facsimile and telephone played a greater role in 2003 than in 2002. Student enrolments increased from 25 students in 2002 to 83 students in 2003. Colleges utilising telematics also increased from 4 to 8 in 2003. German had the highest student enrolments with 89.2% of all telematics enrolments, with enrolments spread across five school regions. Students also studied French, Hebrew, Indonesian and Latin through telematics.

APPENDIX 1: PROGRAM TYPES AND TARGET GROUPS

Object-based Programs

These programs focus on the teaching and learning of the target language/s.

Content-based Programs

These programs consist of at least two key learning areas in addition to LOTE being taught in the target language for at least 450 minutes per week.

Language and Cultural Awareness Programs

These programs introduce limited vocabulary and aspects of society, language and culture. This includes all programs less than 60 minutes per week; all programs that run for less than 30 weeks per year; ‘taster’ programs where students study more than one language during the year; and all programs that are not included in the groups above.

Second Language Model

This model of program is designed to cater mainly for students without a background in the target language/s. These programs may include team teaching and planning of themes in conjunction with classroom teachers. Aspects of society and culture may also be taught.

First Language Model

This model of program is designed to cater mainly for students with a background in the target language/s. These programs may include team teaching and planning of themes in conjunction with classroom teachers. Aspects of society and culture may also be taught.

Mixed Classes

This model of program is designed to cater for both students who have, and students who do not have, a background in that language, e.g. Greek being taught to a mixed class containing students of both English speaking background and students of Greek speaking background. These programs may include team teaching and planning of themes in conjunction with classroom teachers. Aspects of society and culture may also be taught.

**APPENDIX 2: TOTAL GOVERNMENT ENROLMENTS
PER LANGUAGE, 2003**

	Primary gov't	Primary gov't VSL	Primary gov't total	Secondary gov't	Secondary gov't VSL	Secondary gov't total	Total enrolment
Indonesian	77,166	4	77,170	25,450	254	25,704	102,874
Italian	78,381	31	78,412	21,400	221	21,621	100,033
Japanese	53,019	25	53,044	20,620	431	21,051	74,095
French	17,045	18	17,063	22,536	321	22,857	39,920
German	20,056	34	20,090	16,714	358	17,072	37,162
Chinese	8,972	854	9,826	3,564	1,173	4,737	14,563
Greek	2,783	537	3,320	929	214	1,143	4,463
Vietnamese	2,150	539	2,689	776	605	1,381	4,070
Auslan	3,554	0	3,554	304	0	0	3,554
Spanish	1,716	132	1,848	667	220	887	2,735
Turkish	477	727	1,204	223	756	979	2,183
Arabic	414	293	707	462	280	742	1,449
Macedonian	207	221	428	399	296	695	1,123
Korean	398	8	406	458	48	506	912
Khmer	96	33	129	253	85	338	467
Croatian	71	70	141	0	193	193	334
Serbian	0	49	49	0	198	198	247
Latin	0	0	0	179	51	230	230
Koorie languages	219	0	219	52	0	0	219
Sinhala	0	141	141	0	44	44	185
Polish	0	42	42	0	108	108	150
Punjabi	0	86	86	0	36	36	122
Persian	0	29	29	0	88	88	117
Tagalog/ Filipino	89	3	92	0	2	2	94
Portuguese	0	29	29	0	52	52	81
Norwegian	71	0	71	0	0	0	71
Russian	0	6	6	0	58	58	64
Dari	0	23	23	0	39	39	62

Appendix 2: Government Enrolments

	Primary gov't	Primary gov't VSL	Primary gov't Total	Secondary gov't	Secondary gov't VSL	Secondary gov't Total	Total enrolment
Hindi	0	28	28	0	34	34	62
Albanian	0	14	14	0	42	42	56
Danish	47	0	47	0	0	0	47
Pashto	0	19	19	0	14	14	33
Maltese	0	14	14	0	16	16	30
Dutch	22	0	22	0	7	7	29
Tigrinya	0	10	10	0	13	13	23
Bengali	0	10	10	0	12	12	22
Bosnian	0	10	10	0	10	10	20
Amharic	0	14	14	0	1	1	15
Hebrew	0	0	0	1	14	15	15
Hungarian	0	5	5	0	10	10	15
Gujarati	0	12	12	0	0	0	12
Latvian	0	0	0	0	10	10	10
Lithuanian	0	0	0	0	8	8	8
Ukrainian	0	0	0	0	7	7	7
Czech	0	0	0	0	5	5	5
Tamil	0	0	0	0	4	4	4
Slovenian	0	0	0	0	2	2	2
Unspecified	874	0	874	122	0	122	996
Total	267,827	4,070	271,897	115,109	6,340	121,093	392,990

APPENDIX 3: TABLES PROVIDING DETAILS OF FIGURES

	Primary schools with LOTE programs					
	1998	1999	2000	2001	2002	2003
LOTE schools	1,255	1,244	1,233	1,213	1,168	1,149
Total schools	1,290	1,282	1,281	1,278	1,279	1,272
LOTE percentage	97.3%	97.0%	96.3%	94.9%	91.3%	90.3%

Table 3.1 Number of primary schools with LOTE programs, 1998-2003.

	LOTE schools by year level						
	Prep	Year 1	Year 2	Year 3	Year 4	Year 5	Year 6
2001	1,005 (79%)	1,043 (82%)	1,068 (84%)	1,178 (92%)	1,186 (93%)	1,199 (94%)	1,188 (93%)
2002	963 (75%)	1,011 (79%)	1,034 (81%)	1,139 (89%)	1,142 (89%)	1,147 (90%)	1,151 (90%)
2003	978 (77%)	980 (77%)	996 (78%)	1,090 (86%)	1,096 (86%)	1,085 (85%)	1,085 (85%)

Table 3.2 Number and percentage of primary Schools with LOTE programs by year level, 2001 – 2003.

	Primary LOTE teachers by gender		
	Female	Male	Total
Indonesian	256	41	297
Italian	251	25	276
Japanese	143	31	174
French	90	15	105
German	84	9	93
Auslan	44	3	47
Chinese	36	4	40
Greek	19	2	21
Vietnamese	7	3	10
Turkish	8	0	8
Spanish	5	1	6
Macedonian	5	0	5
Arabic	4	2	6
Koorie languages	2	0	2
Korean	1	1	2
Dutch	0	1	1
Hebrew	1	0	1
Latin	0	1	1
Norwegian	1	0	1
Total	957	139	1,096*

Table 3.3 *Number of primary school teachers by language and gender, 2003.
Teachers teaching more than one language were counted for each language they taught.

	Primary LOTE provision by region					
	2002			2003		
	LOTE schools	Total schools	%	LOTE schools	Total schools	%
Barwon-South Western	112	121	92.6%	107	121	88.4%
Central Highlands	99	109	90.8%	96	108	88.9%
Loddon Campaspe-Mallee	122	141	86.5%	123	140	87.9%
Goulburn North-Eastern	124	146	84.9%	121	144	84.0%
Gippsland	113	133	85.0%	114	132	86.4%
Eastern Metropolitan	190	193	98.4%	189	192	98.4%
Western Metropolitan	95	101	94.1%	94	101	93.0%
Southern Metropolitan	169	186	90.9%	166	186	89.2%
Northern Metropolitan	144	149	96.6%	139	148	93.9%
Total	1,168	1,279	91.3%	1,149	1,272	90.3%

Table 3.4 Primary Schools Providing LOTE programs by region, 2002 and 2003.

	Primary LOTE enrolments by region								
	B.S.W	C.H.W	L.C.M	G.N.E	Gipps.	E.Met	W.Met	S.Met	N.Met
Italian	2,916	2,479	1,873	4,377	1,570	14,083	18,633	10,263	22,187
Indonesian	9,931	1,535	14,823	5,854	7,521	10,281	1,883	19,808	5,530
Japanese	4,811	4,108	159	5,349	2,708	13,330	7,001	11,492	4,061
German	318	1,714	1,035	291	1,531	11,462	0	3,193	512
French	2,777	1,407	1,137	1,126	1,335	2,376	542	6,345	0
Chinese	322	1,335	91	24	31	6,416	177	47	529
Auslan	341	36	195	1,173	1,164	0	0	634	11
Greek	0	0	0	0	0	696	393	419	1,275
Vietnamese	87	0	0	0	0	0	1,165	770	128
Spanish	0	0	0	0	20	687	271	738	0
Turkish	0	0	0	0	0	0	0	0	477
Arabic	0	0	0	0	0	0	65	0	349
Korean	87	0	0	0	0	0	0	311	0
Koorie languages	91	0	0	0	63	56	0	9	0
Macedonian	0	0	0	0	0	0	0	0	207
Khmer	0	0	0	0	0	0	0	0	96
Tagalog/ Filipino	89	0	0	0	0	0	0	0	0
Croatian	32	0	39	0	0	0	0	0	0
Norwegian	0	0	0	71	0	0	0	0	0
Danish	47	0	0	0	0	0	0	0	0
Dutch	0	22	0	0	0	0	0	0	0
Other	0	0	0	0	0	269	0	605	0
Total	21,849	12,636	19,352	18,265	15,943	59,656	30,130	54,634	35,362

Table 3.5 Primary LOTE enrolments by region and LOTE, 2003.

	Primary VSL enrolments						
	Gov't school students	Non-gov't school students	Total	Gov't school students	Non-gov't school students	Total	
Chinese	854	275	1,129	Maltese	14	19	33
Vietnamese	539	551	1,090	Persian	29	3	32
Turkish	727	66	793	Japanese	25	6	31
Greek	537	176	713	Dari	23	5	28
Arabic	293	137	430	French	18	8	26
Spanish	132	132	264	Pashto	19	1	20
Macedonian	221	24	245	Amharic	14	5	19
Sinhala	141	95	236	Albanian	14	4	18
Croatian	70	131	201	Hungarian	5	8	13
Polish	42	71	113	Bengali	10	2	12
Punjabi	86	22	108	Bosnian	10	1	12
Italian	31	45	76	Gujarati	12	0	12
Portuguese	29	42	71	Russian	6	6	12
Serbian	49	7	56	Korean	8	0	8
German	34	9	43	Indonesian	4	1	5
Khmer	33	6	39	Tagalog/ Filipino	3	0	3
Hindi	28	9	37	Dutch	0	1	1
Tigrinya	10	27	37	Total	4,070	1,896	5,966

Table 3.6 Primary VSL enrolments by language, 2003.

	LOTE and secondary colleges					
	2001		2002		2003	
	Number	%	Number	%	Number	%
Year 7	292	95.4	289	93.8	289	94.1
Year 8	298	95.4	283	91.9	283	92.2
Year 9	266	86.9	262	85.1	260	84.7
Year 10	245	80.1	239	77.6	237	77.2
Year 11	171	55.9	188	61.0	196	65.5
Year 12	153	50.0	165	53.6	180	61.4

Table 3.7 Number and percentage of secondary colleges providing LOTE programs per year level, 2003.

	Compulsory LOTE study					
	2001		2002		2003	
	Number	%	Number	%	Number	%
Year 7	293	96	290	94	295	95
Year 8	280	92	263	85	267	86
Year 9	131	43	124	40	115	37
Year 10	48	16	44	14	46	15

Table 3.8 Number and percentage of secondary colleges where a LOTE is compulsory by year level, 2000 – 2003.

	Secondary LOTE enrolments							
	2000		2001		2002		2003	
	No.	%	No.	%	No.	%	No.	%
Year 7	36,971	97.4%	37,835	97.4%	35,632	95.5%	43,402	97.3%
Year 8	35,605	93.2%	35,760	93.9%	34,797	90.0%	35,204	94.0%
Year 9	22,871	59.8%	22,548	59.2%	21,345	56.8%	20,898	54.3%
Year 10	11,981	32.6%	11,570	31.1%	10,593	28.9%	9,747	26.8%
Years 7 to 10	107,428	71.1%	107,713	70.8%	102,367	68.1%	104,383	68.7%
Year 11	3,256	9.5%	3,050	8.9%	3,236	9.4%	3,294	9.5%
Year 12	2,134	7.8%	2,246	7.8%	2,445	8.4%	2,564	8.7%
Total	112,818	52.2%	113,009	51.6%	108,048	50.5%	115,109	51.0%

Table 3.9 *Number of secondary students in government schools studying LOTE by year level, 2000-2003. The total number of students (2002 mid-year census, excluding special and language schools) was 216,149.2 (equivalent full-time students).*

	Secondary LOTE enrolments and gender				
	Male		Female		Total No.
	No.	%	No.	%	
Indonesian	12,603	49.5	11,957	50.4	25,450
French	10,127	44.9	12,409	55.1	22,536
Italian	10,732	50.1	10,668	49.9	21,400
Japanese	9,966	48.3	10,654	51.7	20,620
German	8,418	50.4	8,296	49.6	16,714
Chinese	1,715	48.1	1,849	51.9	3,564
Greek	515	55.4	414	44.6	929
Vietnamese	424	54.6	352	45.4	776
Spanish	298	44.7	369	55.3	667
Arabic	145	31.4	317	68.6	462
Korean	274	59.8	184	40.2	458
Macedonian	210	52.6	189	47.4	399
Auslan	117	38.5	187	61.5	304
Khmer	104	41.1	149	58.9	253
Turkish	95	42.6	128	57.4	223
Latin	92	51.4	87	48.6	179
Koorie languages	24	46.2	28	53.8	52
Hebrew	0	0.0	1	100.0	1
Unspecified	76	62.3	46	37.7	122

Table 3.10 Secondary LOTE enrolments by gender and language, 2003. These figures do not include VSL students.

	Secondary program type			
	Object based	Language awareness	Content based	Total
Indonesian	23,527	1,923	0	25,450
French	22,167	369	0	22,536
Italian	20,060	1,163	177	21,400
Japanese	19,509	1,111	0	20,620
German	16,541	173	0	16,714
Chinese	3,533	31	0	3,564
Greek	886	43	0	929
Vietnamese	776	0	0	776
Spanish	493	174	0	667
Arabic	462	0	0	462
Korean	458	0	0	458
Macedonian	399	0	0	399
Auslan	193	111	0	304
Khmer	253	0	0	253
Turkish	223	0	0	223
Latin	179	0	0	179
Koorie languages	0	52	0	52
Hebrew	1	0	0	1
Unspecified	122	0	0	122
Total enrolments	109,782	5,150	177	115,109
Percentage	95.3%	4.5%	0.2%	100.0%

Table 3.11 Secondary student numbers by program type, 2003.

	Secondary target groups					
	2002			2003		
	First language	Second language	Mixed classes	First language	Second language	Mixed classes
Indonesian	9	26,045	270	0	24,828	622
French	0	22,307	588	86	21,546	904
Italian	0	19,356	1,436	101	19,634	1,665
Japanese	45	19,928	98	183	19,965	472
German	76	16,072	31	479	15,470	765
Chinese	519	2,503	763	647	2,162	755
Greek	109	294	511	64	170	695
Vietnamese	142	217	644	134	402	240
Other	423	2,191	428	232	2,668	220
Total enrolments	1,324	108,913	4,769	1,926	106,845	6,338
Percentage	1.2%	94.7%	4.1%	1.7%	92.8%	5.5%

Table 3.12 Target groups by language, 2002 – 2003. ‘Other’ refers to Spanish, Arabic, Korean, Macedonian, Auslan, Khmer, Latin, Koorie languages, Hebrew and Unspecified languages.

	Metropolitan			Country		
	LOTE students	population	%	LOTE students	population	%
Year 7	27,906	25,885	>100%	15,496	13,706	>100%
Year 8	23,758	24,234	98.0%	11,446	13,230	86.5%
Year 9	16,844	25,318	66.5%	4,054	13,188	30.7%
Year 10	7,638	24,432	31.3%	2,109	11,986	17.6%
Year 11	2,423	23,570	10.3%	871	11,174	7.8%
Year 12	1,930	20,264	9.5%	634	9,086	7.0%

Table 3.13 *Secondary students studying a LOTE by metropolitan and country regions, 2003. Note that percentages for Years 7 and 8 are over-inflated due to a number of students participating in taster courses where they study more than one language per year.*

Appendix 3: Secondary Details

	Secondary student numbers by region and language								
	B.S. W	C.H. W	L.C. M	G.N. E	Gipp s.	E.Me t	W.Me t	S.Me t	N.Me t
Indonesian	3,888	1,094	3,882	2,183	1,500	4,054	719	6,149	1,981
French	2,168	909	1,823	1,497	673	5,721	1,312	6,461	1,972
Italian	208	905	894	1,358	221	2,084	7,180	1,514	7,036
Japanese	1,626	890	199	1,658	1,083	4,509	3,643	5,281	1,731
German	999	1,621	631	315	1,068	4,819	1,025	3,719	2,517
Chinese	385	6	11	0	0	1,936	294	378	554
Greek	0	0	0	0	0	268	79	102	480
Vietnamese	0	0	0	0	0	0	579	149	48
Spanish	0	0	0	20	18	391	238	0	0
Arabic	0	0	0	0	0	0	176	0	286
Korean	375	0	0	0	0	0	0	83	0
Macedonian	0	0	0	0	0	0	37	0	362
Auslan	0	0	115	0	0	0	0	71	118
Turkish	0	0	0	0	0	0	0	0	223
Khmer	0	220	0	0	0	0	0	33	0
Latin	0	0	0	1	0	0	99	79	0
Koorie languages	0	0	0	0	52	0	0	0	0
Hebrew	0	0	0	1	0	0	0	0	0
Other	0	0	113	0	0	0	0	9	0
Total	9,649	5,645	7,668	7,033	4,615	23,782	15,381	24,028	17,308

Table 3.14 Secondary LOTE enrolments by region, 2003.

	Secondary LOTE teachers by gender		
	Female	Male	Total
Indonesian	199	65	264
French	209	46	255
Italian	191	38	229
Japanese	138	60	198
German	131	42	173
Chinese	38	15	53
Greek	19	7	26
Vietnamese	9	7	16
Auslan	11	1	12
Arabic	2	6	8
Macedonian	6	2	8
Spanish	8	0	8
Korean	4	0	4
Turkish	1	3	4
Latin	2	1	3
Khmer	1	0	1
Koorie languages	1	0	1
Total	970	293	1263

Table 3.15 Number of secondary LOTE teachers by gender and LOTE, 2003.

	Secondary VSL enrolments						
	Gov't school students	Non-gov't school students	Total	Gov't school students	Non-gov't school students	Total	
Chinese	1,173	430	1,603	Maltese	16	42	59
Vietnamese	605	419	1,024	Punjabi	36	16	52
Turkish	756	92	848	Albanian	42	7	49
Japanese	431	225	656	Hindi	34	16	50
French	321	218	539	Dari	39	5	44
German	358	159	517	Tigrinya	13	10	23
Italian	221	233	454	Latvian	10	10	20
Spanish	220	224	444	Ukrainian	7	13	20
Indonesian	254	178	432	Bengali	12	6	18
Greek	214	142	356	Hebrew	14	4	18
Croatian	139	155	348	Lithuanian	8	7	15
Macedonian	296	52	348	Pashto	14	0	14
Arabic	280	67	347	Hungarian	10	5	15
Polish	108	203	311	Bosnian	10	2	12
Serbian	198	16	214	Dutch	7	5	12
Portuguese	52	66	118	Filipino/Tagalog	2	8	10
Latin	51	66	117	Slovenian	2	8	10
Khmer	85	26	111	Czech	5	4	9
Persian	88	23	111	Tamil	4	3	7
Russian	58	28	86	Amharic	1	0	1
Sinhala	44	38	82	Total	6,340	3,260	9,600
Korean	48	29	77				

Table 3.16 Secondary LOTE enrolments by language and system, 2003.

APPENDIX 4: LIST OF PRIMARY SCHOOLS PROVIDING DIFFERENT LANGUAGES, 2003.

Arabic (7 schools)

3585 Brunswick North Primary School
 5034 Campbellfield Heights Primary School
 4900 Dallas Primary School
 2837 Moreland Primary School
 113 Newport Lakes Primary School
 4993 Upfield Primary School
 3139 Wales Street Primary School

Auslan (21 schools)

4169 Airly Primary School
 1 Alberton Primary School
 1883 Bethanga Primary School
 1125 Broadford Primary School
 1960 Bungaree Primary School
 3689 Cardinia Primary School
 3098 Flowerdale Primary School
 5076 Grovedale West Primary School
 5020 Guthrie Street Primary School
 (Shepparton)
 3686 Kennington Primary School
 1568 Kilmore Primary School
 5393 Lardner and District Primary School
 1120 Lindenow Primary School
 1231 Lucknow Primary School
 1716 Nicholson Primary School
 2742 Officer Primary School
 2961 Pearce Dale Primary School
 4753 Rosanna Golf Links Primary School
 1488 Tallarook Primary School
 4700 Liddiard Rd Primary School
 (Traralgon)
 3352 Woodglen Primary School

Chinese (43 schools)

1886 Abbotsford Primary School
 4995 Ararat North Primary School
 800 Ararat Primary School
 4720 Ararat West Primary School
 2948 Auburn Primary School
 4183 Auburn South Primary School
 4638 Balwyn North Primary School
 454 Burwood East Primary School
 4747 Clayton Primary School
 6212 Collingwood College
 5068 Debney Meadows Primary School
 5201 Delacombe Primary School
 5454 Doncaster Gardens Primary School
 197 Doncaster Primary School

5425 Glen Waverley Primary School
 5010 Glendal Primary School
 860 Great Western Primary School
 5434 Hawkesdale P-12 College
 4681 Herne Hill Primary School
 4986 Highvale Primary School
 2093 Little Bendigo Primary School
 2271 Magpie Primary School
 5212 Milgate Primary School
 4951 Monash Primary School
 4923 Mount View Primary School
 1263 Moyston Primary School
 2677 Myrree Primary School
 2295 Narracan Primary School
 4190 Nunawading Primary School
 5416 Parkhill Primary School
 4881 Parkmore Primary School
 824 Preston South Primary School
 5044 Richmond West Primary School
 1167 Sebastopol Primary School
 5168 Serpell Primary School
 582 Skipton Primary School
 4934 Stawell West Primary School
 4645 Sunshine East Primary School
 954 Talbot Primary School
 5196 Templeton Primary School
 3139 Wales Street Primary School
 5094 Wheelers Hill Primary School
 5271 Yarra Primary School

Croatian (2 schools)

3732 Ballendella Primary School
 4962 Bell Park North Primary School

Danish (1 school)

6201 Alvie Consolidated School

Dutch (1 school)

2805 Laharum Primary School

French (97 schools)

4720 Ararat West Primary School
 8 Avenel Primary School
 4 Avoca Primary School
 4690 Ballarat North Primary School
 5421 Bayles Regional Primary School
 4873 Bellaire Primary School
 4733 Bellevue Primary School
 1551 Big Hill Primary School

Appendix 4: Primary Schools

5429	Yawarra Primary School	3729	Chelsea Primary School
		1054	Chewton Primary School
		4970	Churchill Primary School
		5280	Clifton Springs Primary School
		864	Cobden Primary School
		6211	Cohuna Consolidated School
		716	Coimadai Primary School
		4775	Colac South West Primary School
		5127	Coldstream Primary School
		2118	Coleraine Primary School
		4929	Comet Hill Primary School
		5292	Coral Park Primary School
		4927	Corio South Primary School
		8843	Corryong College
		5371	Courtenay Gardens Primary School
		1967	Cowwarr Primary School
		5243	Craigieburn South Primary School
		4887	Cranbourne Park Primary School
		2068	Cranbourne Primary School
		4755	Cranbourne South Primary School
		5189	Cranbourne West Primary School
		731	Cressy Primary School
		122	Creswick Primary School
		3080	Crib Point Primary School
		5255	Croydon Hills Primary School
		2900	Croydon Primary School
		1081	Dargo Primary School
		4866	Dawes Road Primary School (Kyabram)
		1642	Deans Marsh Primary School
		1772	Dederang Primary School
		2703	Devon North Primary School
		3956	Don Valley Primary School
		1645	Drysdale Primary School
		6215	Dunkeld Consolidated School
		1428	Eaglehawk North Primary School
		210	Eaglehawk Primary School
		4837	East Bentleigh Primary School
		4702	Eastwood Primary School
		2667	Echuca East Primary School
		208	Echuca Primary School
		4994	Echuca South Primary School
		3916	Echuca West Primary School
		2028	Elliminyt Primary School
		220	Elphinstone Primary School
		209	Eltham Primary School
		3942	Elwood Primary School
		1788	Eppalock Primary School
		2367	Epsom Primary School
		5399	Everton Primary School
		3028	Fish Creek and District Primary School
		4667	Flora Hill Primary School
		4936	Forest Street Primary School
		6221	Foster Primary School

Appendix 4: Primary Schools

4682	Frankston East Primary School	3278	Lake Boga Primary School
1464	Frankston Primary School	2672	Lakes Entrance Primary School
4919	Fyans Park Primary School	1814	Lancaster Primary School
2724	Garfield Primary School	1275	Langley Primary School
541	Geelong East Primary School	3531	Langwarrin Primary School
2143	Geelong South Primary School	6231	Lavers Hill P-12 College
5093	Gladstone Views Primary School	2857	Laverton Primary School
5187	Glen Orden Primary School	2087	Leitchville Primary School
2888	Glengarry Primary School	2981	Leongatha Primary School
4545	Goongerah Primary School	1146	Leopold Primary School
1598	Goornong Primary School	5057	Lilydale West Primary School
6223	Goroke P-12 College	1961	Little River Primary School
5478	Great Ryrie Primary School	4139	Lloyd Street Primary School
4893	Greenhills Primary School	6233	Lockington Consolidated School
890	Greenvale Primary School	744	Lockwood Primary School
4944	Greenwood Primary School	385	Lockwood South Primary School
4701	Grevillea Park Primary School	2505	Longwarry Primary School
283	Grovedale Primary School	2162	Lorne-Aireys Inlet P-12 College
264	Guildford Primary School	1295	Lower Plenty Primary School
2231	Gunbower Primary School	1866	Lysterfield Primary School
4407	Hallam Valley Primary School	1571	MacArthur Primary School
2035	Hamilton North Primary School	1660	Macedon Primary School
4062	Hampton Park Primary School	861	Maffra Primary School
5404	Harcourt Valley Primary School	4939	Mahogany Rise Primary School
1098	Hastings Primary School	1592	Maiden Gully Primary School
5202	Hastings Westpark Primary School	1254	Maldon Primary School
5345	Heany Park Primary School	3515	Mallacoota P-12 College
1004	Hesket Primary School	4224	Manifold Heights Primary School
1108	Heyfield Primary School	1112	Mansfield Primary School
5482	Hillsmeade Primary School	5110	Maple Street Primary School
4176	Hughesdale Primary School	5293	Maramba Primary School
306	Huntly Primary School	1221	Markwood Primary School
1052	Inglewood Primary School	3433	Marlo Primary School
2776	Inverloch Primary School	400	Marong Primary School
5136	James Cook Primary School	2828	Maryborough East Primary School
5176	Jells Park Primary School	404	Maryborough Primary School
981	Kangaroo Flat Primary School	1273	Marysville Primary School
5053	Karingal Heights Primary School	5141	Melrose Primary School
5295	Karoo Primary School	2950	Mentone Primary School
3686	Kennington Primary School	3780	Merbein South Primary School
2374	Kensington Primary School	3996	Merbein West Primary School
4949	Kerang South Primary School	1874	Merrigum Primary School
6229	Kiewa Valley Primary School	4215	Merrivale Primary School
5350	Kilberry Valley Primary School	1115	Middle Indigo Primary School
1568	Kilmore Primary School	2915	Mildura Primary School
3645	Kilsyth Primary School	4389	Mildura South Primary School
2188	Kinglake Primary School	3983	Mildura West Primary School
5135	Kingsley Park Primary School	1739	Miners Rest Primary School
5234	Knox Gardens Primary School	2904	Mitcham Primary School
3323	Kongwak Primary School	4112	Montmorency Primary School
2265	Koondrook Primary School	1911	Moolap Primary School
3470	Koorlong Primary School	1612	Mooroopna North Primary School
5182	Kunyang Primary School	4117	Moriac Primary School
343	Kyneton Primary School	5376	Mortlake P-12 College

Appendix 4: Primary Schools

4975	Morwell Park Primary School	4753	Rosanna Golf Links Primary School
4644	Mount Beauty Primary School	2627	Rosebud Primary School
3642	Mount Evelyn Primary School	4663	Roslyn Primary School
2172	Mulgrave Primary School	5000	Rowville Primary School
1126	Murchison Primary School	6238	Rushworth P-12 College
5433	Murrayville Community College	1369	San Remo Primary School
5395	Nambrok Denison Primary School	4974	Seaford North Primary School
5402	Nangiloc Colignan and District Primary School	5191	Seaford Park Primary School
3708	Nanneella Estate Primary School	3835	Seaford Primary School
8839	Narre Warren South P-12 College	5168	Serpell Primary School
2060	Nathalia Primary School	547	Seymour Primary School
1347	Natte Yallock Primary School	4895	Simpson Primary School
467	New Gisborne Primary School	2656	Somerville Primary School
4650	Newborough Primary School	5372	Somerville Rise Primary School
3053	Newhaven Primary School	5235	Southern Cross Primary School
2930	Newmerella Primary School	1316	Specimen Hill Primary School
452	Newstead Primary School	5373	Springvale Heights Primary School
1887	Newtown Primary School	866	St Leonards Primary School
1178	Noorat Primary School	1211	Strathfieldsaye Primary School
5456	Nyah West Primary School	5006	Sunbury West Primary School
4856	Oakwood Park Primary School	4416	Sunnycliffs Primary School
3100	Ocean Grove Primary School	5354	Surfside Primary School
2742	Officer Primary School	1142	Swan Hill Primary School
4767	Orbost North Primary School	1631	Swan Reach Primary School
2744	Orbost Primary School	1460	Swifts Creek Primary School
2655	Osborne Primary School	1954	Talgarno Primary School
3615	Ouyen Primary School	1365	Tallangatta Primary School
6243	Pakenham Consolidated School	2337	Tallangatta Valley Primary School
5370	Pakenham Hills Primary School	614	Taradale Primary School
5281	Park Ridge Primary School	1023	Tarnagulla Primary School
4171	Parkdale Primary School	5420	Tarwin Valley Primary School
5190	Patterson Lakes Primary School	4398	Tate Street Primary School (Geelong)
486	Penshurst Primary School	2282	Tawonga Primary School
1915	Plenty Parklands Primary School	5386	Tempy Primary School
4159	Point Cook Primary School	3581	The Lake Primary School
3322	Point Lonsdale Primary School	5294	Thomas Mitchell Primary School
2455	Portarlinton Primary School	631	Thomastown Primary School
1855	Puckapunyal Primary School	5479	Timbarra Primary School
2005	Pyalong Primary School	4680	Tobruk Street Primary School (Morwell)
1712	Pyramid Hill College	1225	Tooborac Primary School
1165	Quarry Hill Primary School	1455	Toolamba Primary School
1190	Queenscliff Primary School	5414	Toolern Vale and District Primary School
5346	Ranfurlly Primary School	856	Toongabbie Primary School
5232	Rangebank Primary School	2253	Toora Primary School
5389	Rawson Primary School	4662	Tootgarook Primary School
6249	Red Hill Consolidated School	3368	Torquay Primary School
4911	Ringwood Heights Primary School	2185	Trafalgar Primary School
4120	Ringwood North Primary School	2114	Traralgon South Primary School
5130	River Gum Primary School	4852	Tullamarine Primary School
6251	Robinvale Consolidated School	3129	Tyabb Primary School
795	Rochester Primary School	3544	Tyabb Railway Station Primary School
919	Rockbank Primary School	621	Tylden Primary School
366	Romsey Primary School		

Appendix 4: Primary Schools

5403	Tyrrell College	4812	Avondale Primary School
3819	Underbool Primary School	1435	Ballan Primary School
4993	Upfield Primary School	1026	Balwyn Primary School
3145	Upper Sandy Creek Primary School	5039	Bayswater West Primary School
1022	Vermont Primary School	4309	Bell Primary School
664	Wallan Primary School	319	Bellbrae Primary School
688	Wallan Primary School	5254	Bellbridge Primary School
3345	Wallington Primary School	5453	Belle Vue Park Primary School
1277	Wandong Primary School	4656	Bellfield Primary School
4582	Wantirna South Primary School	3062	Bena Primary School
1485	Warburton Primary School	4318	Bentleigh West Primary School
4695	Warragul North Primary School	5186	Bethal Primary School
2104	Warragul Primary School	4813	Beverley Hills Primary School
4935	Watsonia Heights Primary School	5048	Birmingham Primary School
4988	Watsonia North Primary School	4991	Birralee Primary School
4838	Watsonia Primary School	723	Birregurra Primary School
859	Waubra Primary School	4860	Blackburn Lake Primary School
6262	Wedderburn College	2923	Blackburn Primary School
5157	Weeden Heights Primary School	5288	Boroondara Park Primary School
5396	Welshpool and District Primary School	2048	Brighton Beach Primary School
4041	Welton Primary School	1542	Brighton Primary School
1813	Wendouree Primary School	4875	Broadmeadows Primary School
4851	Westall Primary School	5029	Broadmeadows West Primary School
2090	Whittlesea Primary School	3179	Brunswick East Primary School
652	Winters Flat Primary School	3585	Brunswick North Primary School
5042	Wodonga South Primary School	2743	Brunswick South Primary School
647	Woodend Primary School	4304	Brunswick South West Primary School
653	Wooragee Primary School	1905	Buchan Primary School
5439	Woorinen District Primary School	1288	Bullarto Primary School
3967	Yallourn North Primary School	4917	Burbank Primary School
4219	Yarra Road Primary School	4932	Burwood Heights Primary School
693	Yarram Primary School	5384	Caledonian Primary School
2419	Yinnar Primary School	4170	Camberwell South Primary School
5198	Yuille Primary School	5312	Cambridge Primary School
		5034	Campbellfield Heights Primary School
		3572	Canterbury Primary School
		4263	Cardross Primary School
		2605	Carlton Gardens Primary School
		1252	Carlton North Primary School
		4980	Carlton Primary School
		2897	Carnegie Primary School
		4315	Caulfield South Primary School
		4754	Cheltenham East Primary School
		2061	Chilwell Primary School
		1360	Clifton Hill Primary School
		3664	Clyde Primary School
		4543	Coburg North Primary School
		484	Coburg Primary School
		3941	Coburg West Primary School
		5090	Coburn Primary School
		124	Corio Primary School
		4933	Dallas North Primary School
		4900	Dallas Primary School
		5200	Darley Primary School

Italian (299 schools)

4220	Aberfeldie Primary School
1181	Albert Park Primary School
4855	Albion North Primary School
4265	Albion Primary School
3599	Alphington Primary School
5408	Altona Gate Primary School
5287	Altona Green Primary School
5172	Altona Meadows Primary School
4931	Altona North Primary School
4862	Altona West Primary School
5104	Andersons Creek Primary School
5184	Apollo Parkways Primary School
4720	Ararat West Primary School
5064	Ardeer South Primary School
2634	Armada Primary School
1666	Arthurs Creek Primary School
2608	Ascot Vale Primary School
4317	Ashburton Primary School

Appendix 4: Primary Schools

1609	Daylesford Primary School	2436	Ivanhoe Primary School
5068	Debney Meadows Primary School	4839	Jacana Primary School
5084	Deer Park North Primary School	2105	Kangaroo Ground Primary School
1434	Deer Park Primary School	4401	Katandra West Primary School
5315	Derrimut Heath Primary School	4877	Keilor Heights Primary School
1764	Devenish Primary School	5030	Keilor Park Primary School
5037	Diamond Creek East Primary School	1578	Keilor Primary School
1003	Diamond Creek Primary School	4739	Keon Park Primary School
2479	Diggers Rest Primary School	1410	Kerang Primary School
5019	Donburn Primary School	3161	Kew East Primary School
5454	Doncaster Gardens Primary School	1075	Kew Primary School
4961	Donvale Primary School	5192	Keysborough Park Primary School
945	Doreen Primary School	1727	Kialla West Primary School
1848	Drummond Primary School	5352	Killara Primary School
5133	Eastbourne Primary School	3255	Kinglake West Primary School
1422	Edi Upper Primary School	5101	Kingston Heath Primary School
3931	Eildon Primary School	759	Kingston Primary School
2870	Elsternwick Primary School	3988	Kingsville Primary School
4212	Eltham North Primary School	5180	Kismet Park Primary School
1477	Epping Primary School	2629	Koo Wee Rup Primary School
4015	Essendon North Primary School	3077	Korumburra Primary School
1706	Euroa Primary School	4863	Laburnum Primary School
3590	Fawkner Primary School	2122	Lake Charm Primary School
1490	Fitzroy North Primary School	4976	Lalor East Primary School
450	Fitzroy Primary School	5035	Lalor North Primary School
250	Flemington Primary School	5003	Lalor Park Primary School
4160	Footscray North Primary School	5074	Lalor West Primary School
253	Footscray Primary School	2899	Lang Lang Primary School
3890	Footscray West Primary School	5257	Langwarrin Park Primary School
5066	Gladesville Primary School	769	Lara Lake Primary School
5007	Gladstone Park Primary School	5422	Le Page Primary School
1135	Glen Park Primary School	4269	Lemnos Primary School
1508	Glenferrie Primary School	1961	Little River Primary School
4782	Glenroy North Primary School	2912	Loch Primary School
3118	Glenroy Primary School	1231	Lucknow Primary School
5248	Goonawarra Primary School	5297	Mackellar Primary School
4657	Gowrie Street Primary School (Shepparton)	2586	Malvern Primary School
3696	Grahamvale Primary School	4940	Manningham Park Primary School
5128	Greenbrook Primary School	5091	Manorvale Primary School
295	Gray Street Primary School (Hamilton)	5452	Meadowbank Primary School
4804	Hamlyn Banks Primary School	5098	Meadowfair North Primary School
4055	Hartwell Primary School	5286	Meadowglen Primary School
293	Hawthorn West Primary School	2535	Meerlieu Primary School
767	Hepburn Primary School	5036	Melton West Primary School
4681	Herne Hill Primary School	4955	Mentone Park Primary School
304	Highton Primary School	3996	Merbein West Primary School
298	Horsham 298 Primary School	488	Mernda Primary School
4926	Horsham North Primary School	3110	Merri Creek Primary School
3939	Hurstbridge Primary School	6240	Merrilands P-12 College
5152	Iramoo Primary School	3315	Middle Kinglake Primary School
3174	Irymple Primary School	737	Milawa Primary School
3702	Irymple South Primary School	5325	Mill Park Heights Primary School
4386	Ivanhoe East Primary School	4969	Milleara Primary School
		2383	Mirboo North Primary School

Appendix 4: Primary Schools

2142	Albert Street Primary School (Moe)	5485	Roxburgh Park Primary School
3943	Mont Albert Primary School	4956	Ruthven Primary School
4925	Montmorency South Primary School	267	Sandringham Primary School
4876	Moomba Park Primary School	5337	Seabrook Primary School
3987	Moonee Ponds Central School	379	Shelford Primary School
1111	Moorabbin Primary School	1713	Shepparton East Primary School
4417	Mooroolbark Primary School	552	Smeaton Primary School
5088	Mooroopna Park Primary School	1090	Sorrento Primary School
1975	Morang South Primary School	4910	Southmoor Primary School
2837	Moreland Primary School	3146	Spensley Street Primary School
4117	Moriac Primary School	3659	Spotswood Primary School
4692	Morwell Primary School	5015	Springvale South Primary School
5002	Mossfiel Primary School	4912	Springview Primary School
3642	Mount Evelyn Primary School	5118	St Albans Meadows Primary School
415	Mount Macedon Primary School	2969	St Albans Primary School
1335	Moyhu Primary School	128	St Andrews Primary School
4886	Mullum Primary School	4666	St Georges Road Primary School (Shepparton)
487	Myrniong Primary School	2460	St Kilda Park Primary School
6241	Myrtleford Consolidated School	5047	Stevensville Primary School
1330	Navarre Primary School	3947	Strathewen Primary School
4646	Newlands Primary School	4612	Strathmore Primary School
453	Newlyn Primary School	5197	Sunbury Heights Primary School
113	Newport Lakes Primary School	1002	Sunbury Primary School
3163	Nichols Point Primary School	4745	Sunshine North Primary School
1402	North Melbourne Primary School	3113	Sunshine Primary School
1401	Northcote Primary School	4818	Sunvale Primary School
3805	Orrvale Primary School	2778	Surrey Hills Primary School
1399	Oxley Primary School	2840	Tanjil South Primary School
1134	Panton Hill Primary School	5258	Taylors Lakes Primary School
4854	Park Orchards Primary School	2065	Teesdale Primary School
4843	Parktone Primary School	5004	Templestowe Heights Primary School
4731	Pascoe Vale North Primary School	4985	Templestowe Valley Primary School
3081	Pascoe Vale Primary School	8783	The Grange P-12 College
4704	Pascoe Vale South Primary School	5343	Thomas Chirnside Primary School
4937	Pembroke Primary School	4827	Thomastown East Primary School
3806	Penders Grove Primary School	5134	Thomastown Meadows Primary School
5369	Pentland Primary School	4999	Thomastown West Primary School
6245	Poowong Consolidated School	3889	Thornbury Primary School
1144	Porepunkah Primary School	1503	Tooradin Primary School
4316	Preston East Primary School	1588	Trentham District Primary School
1494	Preston Primary School	4687	Tucker Road Bentleigh Primary School
3885	Preston West Primary School	2225	Tungamah Primary School
2955	Princes Hill Primary School	1771	Undera Primary School
4123	Red Cliffs East Primary School	3139	Wales Street Primary School
4057	Red Cliffs Primary School	5055	Wallarano Primary School
2571	Redesdale Mia Mia Primary School	275	Wandiligong Primary School
4686	Reservoir East Primary School	643	Wangaratta Primary School
3960	Reservoir Primary School	4060	Wattle Glen Primary School
4711	Reservoir West Primary School	3841	Wattle Park Primary School
4087	Ripponlea Primary School	5206	Wedge Park Primary School
5419	Roberts McCubbin Primary School	4788	Wembley Primary School
4867	Rollins Primary School	6257	Werrimull P-12 School
4568	Rosanna Primary School	4158	Westbreen Primary School
5443	Roxburgh Homestead Primary School		

Appendix 4: Primary Schools

5365	Westgrove Primary School	5489	Caulfield Primary School
5154	Westmeadows Heights Primary School	4314	Chatham Primary School
982	Westmeadows Primary School	84	Cheltenham Primary School
5397	Whitfield District Primary School	1362	Christmas Hills Primary School
1183	Williamstown Primary School	3520	Cloverlea Primary School
5342	Willmott Park Primary School	4387	Cobains Primary School
5319	Woodlands Primary School	6209	Cobram Primary School
691	Yandoit Primary School	3535	Cockatoo Primary School
956	Yarra Glen Primary School	2136	Commercial Road Primary School (Morwell)
2054	Yarrambat Primary School	2563	Congupna Primary School
2832	Yarraville West Primary School	5031	Corio West Primary School
1819	Yarrawonga Primary School	8843	Corryong College
699	Yea Primary School	4770	Craigieburn Primary School
		2041	Creswick North Primary School
		4890	Croydon South Primary School
		4879	Croydon West Primary School
		105	Cudgee Primary School
		2319	Darnum Primary School
		1035	Dartmoor Primary School
		4996	Derinya Primary School
		5375	Derrinallum P-12 College
		4257	Dingley Primary School
		1527	Dookie Primary School
		184	Dromana Primary School
		4805	Eastona Park Primary School
		2189	Ellinbank Primary School
		4897	Eltham East Primary School
		3381	Emerald Primary School
		483	Essendon Primary School
		5116	Eumemmerring Primary School
		3423	Exford Primary School
		5067	Falls Creek Primary School
		4718	Ferntree Gully North Primary School
		3228	Ferny Creek Primary School
		3897	Gardenvale Primary School
		2506	Gembrook Primary School
		3971	Girgarre Primary School
		5436	Glen Waverley South Primary School
		4809	Glenroy West Primary School
		755	Gordon Primary School
		2062	Greensborough Primary School
		2956	Gruyere Primary School
		843	Harrietteville Primary School
		4730	Harrisfield Primary School
		2902	Haslem Street Primary School (Kyabram)
		849	Healesville Primary School
		4819	Heathmont East Primary School
		294	Heidelberg Primary School
		4681	Herne Hill Primary School
		4665	Hobsons Bay Primary School
		4716	Huntingdale Primary School
		814	Jamieson Primary School

Japanese (221 schools)

5043	Aldercourt Primary School
912	Alexandra Primary School
1091	Alfredton Primary School
3923	Altona Primary School
1637	Amphitheatre Primary School
5207	Appin Park Primary School
5021	Araluen Primary School
4193	Aspendale Primary School
3309	Badger Creek Primary School
4691	Bandiana Primary School
932	Bannockburn Primary School
4746	Banyule Primary School
1574	Barwon Heads Primary School
60	Beaufort Primary School
4803	Beaumaris North Primary School
3899	Beaumaris Primary School
3551	Belgrave South Primary School
4962	Bell Park North Primary School
5488	Benton Junior College
3109	Beulah Primary School
8832	Birchip P12 School
2043	Black Hill Primary School
3631	Black Rock Primary School
3612	Bona Vista Primary School
1996	Boorhaman Primary School
4742	Bourchier Street Primary School (Shepparton)
4717	Box Hill North Primary School
5038	Brandon Park Primary School
4341	Briar Hill Primary School
776	Bright P-12 College
2017	Buln Buln Primary School
5392	Bundalaguah Primary School
1270	Buninyong Primary School
2229	Bunyip Primary School
5102	Calder Rise Primary School
5383	Canadian Lead Primary School
3920	Cann River P-12 College
3613	Carrum Downs Primary School

Appendix 4: Primary Schools

1951	Jindivick Primary School	4098	Noojee Primary School
5121	Kalinda Primary School	3372	Noorinbee Primary School
3993	Kallista Primary School	3618	Norris Bank Primary School
5418	Kananook Primary School	4721	Oak Park Primary School
3663	Katamatite East Primary School	1601	Oakleigh Primary School
2069	Katamatite Primary School	4823	Oakleigh South Primary School
5242	Keilor Downs Primary School	4983	Oberon South Primary School
4816	Kerrimuir Primary School	4780	Overport Primary School
1366	Kialla Primary School	1079	Panmure Primary School
5236	Kings Park Primary School	4874	Pinewood Primary School
5106	Kingswood Primary School	695	Pleasant Street Primary School (Ballarat)
863	Lal Lal Primary School	2859	Pomonal Primary School
4709	Lalor Primary School	6247	Port Fairy Consolidated School
4885	Lara Primary School	6249	Red Hill Consolidated School
2599	Launching Place Primary School	2959	Research Primary School
386	Learmonth Primary School	531	Rokewood Primary School
1386	Lethbridge Primary School	5122	Rosewall Primary School
876	Lilydale Primary School	4916	Ruskin Park Primary School
1293	Lismore Primary School	522	Rutherglen Primary School
1694	Longford Primary School	545	Sale Primary School
4771	Lyndale Primary School	4429	Sandringham East Primary School
2022	MacArthur Street Primary School	4440	Seaholme Primary School
3620	Macclesfield Primary School	4324	Seaspray Primary School
1604	Malvern Central School	4685	Selby Primary School
4669	Malvern Valley Primary School	5013	Sherbourne Primary School
5009	Manchester Primary School	4641	Solway Primary School
5185	Mandama Primary School	1090	Sorrento Primary School
4940	Manningham Park Primary School	1583	Springhurst Primary School
2457	Menzies Creek Primary School	4945	St Albans South Primary School
1379	Merrijig Primary School	1479	St Kilda Primary School
4215	Merrivale Primary School	3937	Stanhope Primary School
1051	Mickleham Primary School	4821	Strathmore North Primary School
5441	Millwarra Primary School	4832	Sussex Heights Primary School
887	Mitta Mitta Primary School	4743	Swan Hill North Primary School
4740	Moe Primary School	3559	Sydenham Primary School
5336	Monmia Primary School	4924	Syndal South Primary School
2901	Moonee Ponds West Primary School	2544	Taggerty Primary School
2327	Moorooduc Primary School	3067	Tallygaroopna Primary School
4117	Moriac Primary School	5129	Templestowe Park Primary School
5040	Mornington Park Primary School	5173	The Patch Primary School
2033	Mornington Primary School	1371	Thornton Primary School
427	Mount Clear Primary School	5075	Tinternvale Primary School
5380	Mount Duneed Regional Primary School	3237	Toolangi Primary School
5171	Mount Martha Primary School	1150	Trawalla Primary School
1436	Mount Pleasant Primary School	3926	Upper Ferntree Gully Primary School
3432	Mount Waverley Primary School	1244	Upper Plenty Primary School
4905	Mountain Gate Primary School	2103	Urquhart Park Primary School
5139	Movelle Primary School	4778	Valkstone Primary School
3449	Murrumbeena Primary School	4892	Viewbank Primary School
5394	Neerim District Rural Primary School	1033	Wandin Yallock Primary School
2432	Neerim South Primary School	4642	Wangaratta West Primary School
2712	Nilma Primary School	1334	Warracknabeal Primary School
3675	Noble Park Primary School	12	Warrandyte Primary School

Appendix 4: Primary Schools

3476 Warranwood Primary School
1743 Warrnambool Primary School
182 Warrnambool West Primary School
5105 Waverley Meadows Primary School
1813 Wendouree Primary School
649 Werribee Primary School
3466 Wesburn Primary School
1409 Williamstown North Primary School
4943 Wilmot Road Primary School
(Shepparton)
2015 Winchelsea School
1856 Windermere Primary School
5440 Woody Yaloak Primary School
37 Wodonga Primary School
4814 Wodonga West Primary School
3241 Wonga Park Primary School
3716 Wonthaggi North Primary School
3650 Wonthaggi Primary School
648 Woodford Primary School
5049 Woodville Primary School
3373 Woomelang Group School
4989 Wooranna Park Primary School
2518 Wurruk Primary School
1103 Yackandandah Primary School
4807 Yarraman Park Primary School
1034 Yering Primary School

Khmer (1 school)

6242 Macleod P-12 College

Koorie languages (5 schools)

3279 Chum Creek Primary School
8716 Kurnai - Woolum Bellum Campus
1420 Meredith Primary School
3738 Nowa Nowa Primary School
3261 Perseverance Primary School

Korean (1 school)

3074 Ormond Primary School

Macedonian (3 schools)

5035 Lalor North Primary School
824 Preston South Primary School
5134 Thomastown Meadows Primary School

Norwegian (1 school)

1742 Glenrowan Primary School

Spanish (8 schools)

4025 Ascot Vale West Primary School
4384 Clayton South Primary School
3754 Hampton Primary School
2963 Lindenow South Primary School
5131 Regency Park Primary School
4966 Springvale West Primary School
3709 Wantirna Primary School
3216 Yarra Junction Primary School

Tagalog / Filipino (1 school)

4681 Herne Hill Primary School

Turkish (8 schools)

3585 Brunswick North Primary School
5034 Campbellfield Heights Primary School
484 Coburg Primary School
4900 Dallas Primary School
5227 Meadow Heights Primary School
2837 Moreland Primary School
5044 Richmond West Primary School
4993 Upfield Primary School

Vietnamese (12 schools)

1886 Abbotsford Primary School
4848 Ardeer Primary School
1102 Braybrook Primary School
5450 Dinjerra Primary School
1912 Footscray City Primary School
253 Footscray Primary School
5050 Glengala/Sunshine West Primary
School
4802 Heatherhill Primary School
4681 Herne Hill Primary School
5044 Richmond West Primary School
4859 Southvale Primary School
4851 Westall Primary School

APPENDIX 5: LIST OF SECONDARY COLLEGES PROVIDING DIFFERENT LANGUAGES, 2003.

Arabic (5 schools)

8800	Bayside Secondary College
8807	Brunswick Secondary College
8227	Pascoe Vale Girls Secondary College
8240	Preston Girls Secondary College
8797	Thornbury Darebin College

Auslan (4 schools)

8721	Banksia Secondary College
7595	Bendigo Senior Secondary College
7870	Golden Square Secondary College
7028	Mount Erin Secondary College

Chinese (32 schools)

8753	Ararat Community College
8743	Ashwood Secondary College
7550	Balwyn High School
7595	Bendigo Senior Secondary College
7635	Box Hill High School
7650	Brighton Secondary College
7340	Brimbank College
7660	Broadmeadows Secondary College
8807	Brunswick Secondary College
7680	Camberwell High School
6212	Collingwood College
7773	East Doncaster Secondary College
8806	Essendon Keilor College
7837	Ferntree Gully College
8724	Forest Hill College
8704	Glen Eira College
8808	Glen Waverley Secondary College
5434	Hawkesdale P-12 College
7934	Hawthorn Secondary College
8715	Keilor Downs Secondary College
7950	Kew High School
8017	Maroondah Secondary College
8022	Matthew Flinders Girls Secondary College
8819	Melbourne Girls College
8105	Mount Waverley Secondary College
8180	Northcote High School
8240	Preston Girls Secondary College
6252	Sherbrooke Community School
8325	Springvale Secondary College
8428	Wantima College
8470	Westall Secondary College

French (109 schools)

8753	Ararat Community College
8743	Ashwood Secondary College
8466	Bairnsdale Secondary College
7547	Balmoral High School
7550	Balwyn High School
7565	Beaufort Secondary College
7575	Beechworth Secondary College
8250	Bellarine Secondary
7585	Belmont High School
7595	Bendigo Senior Secondary College
7610	Blackburn High School
7625	Boort Secondary College
7053	Brandon Park Secondary College
7645	Braybrook Secondary College
7650	Brighton Secondary College
7660	Broadmeadows Secondary College
7680	Camberwell High School
7690	Canterbury Girls Secondary College
5435	Carwatha P-12 College
8824	Castlemaine Secondary College
7712	Chandler Secondary College
8830	Charlton P-12 College
7723	Cleeland Secondary College
7735	Cohuna Secondary College
7740	Colac High School
8326	Coomoora Secondary College
7760	Dandenong High School
7763	Debney Park Secondary College
7775	Donald High School
7776	Doncaster Secondary College
7785	Drouin Secondary College
7790	Eaglehawk Secondary College
7805	Eltham High School
8836	Footscray City College
8724	Forest Hill College
7850	Frankston High School
7857	Gisborne Secondary College
7858	Gladstone Park Secondary College
8704	Glen Eira College
8808	Glen Waverley Secondary College
8709	Hampton Park Secondary College
7934	Hawthorn Secondary College
7903	Heatherhill Secondary College
7910	Heywood District Secondary College
7918	Highvale Secondary College
7205	Kangaroo Flat Secondary College
8835	Karingal Park Secondary College
7942	Kealba Secondary College

Appendix 5: Secondary schools

7950	Kew High School	7384	Victorian College of the Arts
7954	Koonung Secondary College	8811	Warrnambool College
7960	Korumburra Secondary College	8462	Wellington Secondary College
7965	Kyabram Secondary College	8470	Westall Secondary College
7970	Kyneton Secondary College	8820	Western Heights Secondary College
854	Lake Bolac College	8474	Whealers Hill Secondary College
7985	Lalor Secondary College	8475	Williamstown High School
7995	Lilydale High School	8480	Wodonga High School
8005	Lynall Hall Community School		
8000	Lyndale Secondary College		
8135	Mac Robertson Girls High School	German (73 schools)	
8010	Mansfield Secondary College	8466	Bairnsdale Secondary College
8017	Maroondah Secondary College	7540	Ballarat High School
8825	Maryborough Regional College	7560	Bayswater Secondary College
8022	Matthew Flinders Girls Secondary College	7585	Belmont High School
8125	McKinnon Secondary College	8810	Benalla College
8819	Melbourne Girls College	7595	Bendigo Senior Secondary College
8025	Melbourne High School	7603	Berwick Secondary College
8027	Melton Secondary College	7610	Blackburn High School
8030	Mentone Girls Secondary College	7048	Boronia Heights College
8809	Monterey Secondary College	7635	Box Hill High School
8068	Montmorency Secondary College	7647	Brentwood Secondary College
8075	Mordialloc College	776	Bright P-12 College
5376	Mortlake P-12 College	7670	Buckley Park College
7267	Mount Clear College	7874	Bundoora Secondary College
8102	Mount Eliza Secondary College	7680	Camberwell High School
8175	Norlane High School	7690	Canterbury Girls Secondary College
8180	Northcote High School	8824	Castlemaine Secondary College
7300	Northland Secondary College	7250	Chaffey Secondary College
8185	Norwood Secondary College	8830	Charlton P-12 College
8190	Numurkah Secondary College	8799	Copperfield College
8223	Pakenham Secondary College	7747	Cranbourne Secondary College
8225	Parkdale Secondary College	7755	Croydon Secondary College
8227	Pascoe Vale Girls Secondary College	7770	Dimboola Memorial Secondary College
8798	Portland Secondary College	7120	Doveton Secondary College
8245	Princes Hill Secondary College	6217	East Loddon P-12 College
8270	Ringwood Secondary College	5432	Edenhope P-12 College
8407	Roxburgh College	7810	Elwood College
8300	Rutherglen High School	8496	Eumemmerring Secondary College
8834	Sale College	7823	Fairhills High School
8739	Sandringham College	7827	Ferntree Gully College
8307	Scoresby Secondary College	7837	Ferntree Gully College
8315	Seymour Technical High School	8724	Forest Hill College
8320	Shepparton High School	7855	Geelong High School
6252	Sherbrooke Community School	7870	Golden Square Secondary College
8325	Springvale Secondary College	8816	Heathmont College
8330	St Albans Secondary College	7918	Highvale Secondary College
8335	St Arnaud Secondary College	7920	Hopetoun Secondary College
7366	Swinburne Senior Secondary College	8818	Horsham College
6236	Terang College	8421	Kambrya College
8405	University High School	7942	Kealba Secondary College
8415	Upwey High School	8715	Keilor Downs Secondary College
8420	Vermont Secondary College	8716	Kurnai College
		8720	Lakes Entrance Secondary College

Appendix 5: Secondary schools

8841	Lara Secondary College	8367	Swifts Creek Secondary College
6231	Lavers Hill P-12 College	8370	Tallangatta Secondary College
7988	Laverton Secondary College	8783	The Grange P-12 College
7219	Lilydale Heights Secondary College	8797	Thornbury Darebin College
7995	Lilydale High School	8395	Trafalgar High School
2162	Lorne P-12 College	8803	Traralgon Secondary College
8821	Lowanna College	5403	Tyrrell College
8005	Lynall Hall Community School	8405	University High School
7108	Lyndhurst Secondary College	8420	Vermont Secondary College
8135	Mac Robertson Girls High School	8425	Wangaratta High School
3515	Mallacoota P-12 College	8428	Wantirna College
6235	Manangatang P-12 College	8811	Warrnambool College
8010	Mansfield Secondary College	6262	Wedderburn College
8825	Maryborough Regional College	8462	Wellington Secondary College
8022	Matthew Flinders Girls Secondary College	7893	Western Port Secondary College
8819	Melbourne Girls College	8474	Whealers Hill Secondary College
8025	Melbourne High School	7408	Whittlesea Secondary College
8035	Merbein Secondary College	8475	Williamstown High School
8045	Mildura Senior College	8480	Wodonga High School
7420	Mitchell Secondary College (Wodonga)	8477	Wodonga West College
8071	Mooroolbark College	8736	Wonthaggi Secondary College
8073	Mooroopna Secondary College	8490	Yarram Secondary College
8804	Mornington Secondary College	8500	Yea High School
5376	Mortlake P-12 College		
8100	Mount Beauty Secondary College	Italian (84 schools)	
8102	Mount Eliza Secondary College	7505	Alexandra Secondary College
7028	Mount Erin Secondary College	7510	Altona Secondary College
8744	Mullauna Secondary College	8777	Bacchus Marsh College
5433	Murrayville Community College	8814	Baimbridge College
8839	Narre Warren South P-12 College	8800	Bayside Secondary College
8140	Nathalia Secondary College	8805	Box Forest Secondary
8151	Newcomb Secondary College	7645	Braybrook Secondary College
8833	Nhill College	7340	Brimbank College
7856	North Geelong Secondary College	8807	Brunswick Secondary College
8185	Norwood Secondary College	7250	Chaffey Secondary College
8210	Oberon High School	7720	Cheltenham Secondary College
8215	Orbost Secondary College	8799	Copperfield College
8223	Pakenham Secondary College	8705	Craigieburn Secondary College
8226	Parkwood Secondary College	7763	Debney Park Secondary College
8725	Patterson River Secondary College	7764	Deer Park Secondary College
8815	Pembroke Secondary College	8746	Diamond Valley Secondary College
8798	Portland Secondary College	7776	Donald High School
1712	Pyramid Hill College	7773	East Doncaster Secondary College
8270	Ringwood Secondary College	8722	Elisabeth Murdoch College
8280	Rochester Secondary College	7813	Epping Secondary College
8290	Rosebud Secondary College	8472	Erinbank Secondary College
8734	Rowville Secondary College	8806	Essendon Keilor College
8739	Sandringham College	7744	Flinders Peak Secondary College
8315	Seymour Technical High School	8836	Footscray City College
7845	South Gippsland Secondary College	7402	Galvin Park Secondary College
8730	St Helena Secondary College	7841	Gilmore College
8802	Swan Hill College	7858	Gladstone Park Secondary College
		8808	Glen Waverley Secondary College

Appendix 5: Secondary schools

8000	Lyndale Secondary College	Khmer (1 schools)	
8135	Mac Robertson Girls High School	8470	Westall Secondary College
1604	Malvern Central School		
8017	Maroondah Secondary College	Koorie languages (1 school)	
8025	Melbourne High School	8716	Kurnai College
8027	Melton Secondary College		
8030	Mentone Girls Secondary College	Korean (2 schools)	
8064	Monash Secondary	7855	Geelong High School
8065	Monbulk College	8125	McKinnon Secondary College
8068	Montmorency Secondary College		
8075	Mordialloc College	Latin (3 schools)	
8804	Mornington Secondary College	7760	Dandenong High School
7267	Mount Clear College	8405	University High School
8105	Mount Waverley Secondary College	8425	Wangaratta High School
8140	Nathalia Secondary College		
8145	Neerim District Secondary College		
7275	Niddrie Secondary College	Macedonian (5 schools)	
8813	Noble Park Secondary College	7813	Epping Secondary College
8175	Norlane High School	7985	Lalor Secondary College
8210	Oberon High School	8708	Reservoir District Secondary College
8215	Orbost Secondary College	8790	Sunshine College
7387	Ovens College	8383	Thomastown Secondary College
8225	Parkdale Secondary College		
8226	Parkwood Secondary College	Spanish (5 schools)	
8227	Pascoe Vale Girls Secondary College	8466	Bairnsdale Secondary College
6247	Port Fairy Consolidated School	8836	Footscray City College
8290	Rosebud Secondary College	7420	Mitchell Secondary College (Wodonga)
8834	Sale College	8428	Wantirna College
8320	Shepparton High School	8465	Werribee Secondary College
8801	South Oakleigh Secondary College		
8330	St Albans Secondary College	Turkish (1 school)	
8345	Strathmore Secondary College	8407	Roxburgh College
8350	Sunbury College		
8723	Sunbury Downs Secondary College	Vietnamese (12 schools)	
8823	Templestowe College	7645	Braybrook Secondary College
8410	Upper Yarra Secondary College	7340	Brimbank College
8415	Upwey High School	8326	Coomoora Secondary College
7384	Victorian College of the Arts	7763	Debney Park Secondary College
8812	Viewbank College	8836	Footscray City College
8422	Wanganui Park Secondary College	7841	Gilmore College
8425	Wangaratta High School	7903	Heatherhill Secondary College
8430	Warracknabeal Secondary College	8015	Maribyrnong Secondary College
8437	Warrantyte High School	8330	St Albans Secondary College
8465	Werribee Secondary College	8790	Sunshine College
8470	Westall Secondary College	8383	Thomastown Secondary College
8820	Western Heights Secondary College	8470	Westall Secondary College
8475	Williamstown High School		
8480	Wodonga High School		
8736	Wonthaggi Secondary College		

APPENDIX 6: SCHOOLS AND LOTE OFFERED

Primary Schools	LOTE/s Offered
Abbotsford Primary School	Chinese, Vietnamese
Aberfeldie Primary School	Italian
Airly Primary School	Auslan
Albanvale Primary School	Indonesian
Albany Rise Primary School	Indonesian
Albert Park Primary School	Italian
Albert Street Primary School (Moe)	Italian
Alberton Primary School	Auslan
Albion North Primary School	Italian
Albion Primary School	Italian
Aldercourt Primary School	Japanese
Alexandra Primary School	Japanese
Alfredton Primary School	Japanese
Allansford and District Primary School	Indonesian
Alphington Primary School	Italian
Altona Gate Primary School	Italian
Altona Green Primary School	Italian
Altona Meadows Primary School	Italian
Altona North Primary School	Italian
Altona Primary School	Japanese
Altona West Primary School	Italian
Alvie Consolidated School	Danish
Amphitheatre Primary School	Japanese
Amsleigh Park Primary School	German
Andersons Creek Primary School	Italian
Anglesea Primary School	Indonesian
Antonio Park Primary School	Indonesian
Apollo Bay P-12 College	Indonesian
Apollo Parkways Primary School	Italian
Appin Park Primary School	Japanese
Apsley Primary School	German
Araluen Primary School	Japanese
Ararat North Primary School	Chinese
Ararat Primary School	Chinese
Ararat West Primary School	Chinese, French, Indonesian, Italian
Ardeer Primary School	Vietnamese

Appendix 6: School and LOTEs (Primary)

Ardeer South Primary School	Italian
Ardmona Primary School	Indonesian
Armada Primary School	Italian
Arthurs Creek Primary School	Italian
Ascot Vale Primary School	Italian
Ascot Vale West Primary School	Spanish
Ashburton Primary School	Italian
Ashby Primary School	German
Aspendale Primary School	Japanese
Auburn Primary School	Chinese
Auburn South Primary School	Chinese
Avenel Primary School	French
Avoca Primary School	French
Avondale Primary School	Italian
Axedale Primary School	Indonesian
Badger Creek Primary School	Japanese
Bairnsdale Primary School	Indonesian
Bairnsdale West Primary School	Indonesian
Ballam Park Primary School	Indonesian
Ballan Primary School	Italian
Ballarat North Primary School	French
Ballendella Primary School	Croatian
Balmoral Consolidated School	Indonesian
Balwyn North Primary School	Chinese
Balwyn Primary School	Italian
Bandiana Primary School	Japanese
Bannockburn Primary School	Japanese
Banyule Primary School	Japanese
Baranduda Primary School	Indonesian
Baringhup Primary School	Indonesian
Barnawartha Primary School	Indonesian
Barwon Heads Primary School	Japanese
Baxter Primary School	Indonesian
Bayles Regional Primary School	French
Bayswater North Primary School	German
Bayswater Primary School	German
Bayswater South Primary School	German
Bayswater West Primary School	German, Italian
Beaconsfield Primary School	German
Bealiba Primary School	Indonesian

Appendix 6: School and LOTEs (Primary)

Beaufort Primary School	Japanese
Beaumaris North Primary School	Japanese
Beaumaris Primary School	Japanese
Beechworth Primary School	Indonesian
Belgrave South Primary School	Japanese
Bell Park North Primary School	Croatian, Japanese
Bell Primary School	Italian
Bellaire Primary School	French
Bellbrae Primary School	Italian
Bellbridge Primary School	Italian
Belle Vue Park Primary School	Italian
Bellevue Primary School	French, Greek
Bellfield Primary School	Italian
Belmont Primary School	Indonesian
Belvedere Park Primary School	Indonesian
Bena Primary School	Italian
Benalla East Primary School	Indonesian
Benalla Primary School	German, Indonesian
Benalla West Primary School	German
Bendigo North Primary School	Indonesian
Bendigo Primary School	Indonesian
Bentleigh West Primary School	Italian
Benton Junior College	Japanese
Berwick Primary School	Indonesian
Bessiebelle Primary School	Indonesian
Bethal Primary School	Italian
Bethanga Primary School	Auslan
Beulah Primary School	Japanese
Beverford District Primary School	Indonesian
Beveridge Primary School	Indonesian
Beverley Hills Primary School	Italian
Big Hill Primary School	French, Indonesian
Billanook Primary School	German
Bimbadeen Heights Primary School	German
Birchip P-12 School	Japanese
Birmingham Primary School	Italian
Birrilee Primary School	Italian
Birregurra Primary School	Italian
Bittern Primary School	Indonesian
Black Hill Primary School	German, Japanese

Appendix 6: School and LOTEs (Primary)

Black Rock Primary School	Japanese
Blackburn Lake Primary School	Italian
Blackburn Primary School	Italian
Boardwalk Primary School	Indonesian
Boisdale Consolidated School	Indonesian
Bolinda Primary School	French
Bolwarra Primary School	French
Bona Vista Primary School	Japanese
Boneo Primary School	German
Boolarra Primary School	German
Boorhaman Primary School	Japanese
Boort Primary School	Indonesian
Boronia Heights Primary School	German
Boronia Primary School	German
Boronia West Primary School	German
Boroondara Park Primary School	Italian
Bourchier Street Primary School (Shepparton)	Japanese
Box Hill North Primary School	Japanese
Brandon Park Primary School	Japanese
Braxholme & Wallacedale Community Primary School	German
Braybrook Primary School	Vietnamese
Brentwood Park Primary School	German
Briagolong Primary School	French
Briar Hill Primary School	Japanese
Brighton Beach Primary School	Italian
Brighton Primary School	Italian
Broadford Primary School	Auslan
Broadmeadows Primary School	Italian
Broadmeadows West Primary School	Italian
Broken Creek Primary School	French
Brunswick East Primary School	Italian
Brunswick North Primary School	Arabic, Greek, Italian, Turkish
Brunswick North West Primary School	Indonesian
Brunswick South Primary School	Italian
Brunswick South West Primary School	Italian
Buangor Primary School	French
Buchan Primary School	Italian
Bullarto Primary School	Italian
Bullengarook Primary School	Indonesian
Buln Buln Primary School	Japanese

Appendix 6: School and LOTEs (Primary)

Bundalaguah Primary School	Japanese
Bundarra Primary School	French
Bungaree Primary School	Auslan
Buninyong Primary School	Japanese
Bunyip Primary School	Japanese
Burbank Primary School	Italian
Burwood East Primary School	Chinese
Burwood Heights Primary School	Italian
Calder Rise Primary School	Japanese
Caledonian Primary School	Italian
California Gully Primary School	Indonesian
Camberwell Primary School	French
Camberwell South Primary School	Italian
Cambridge Primary School	Italian
Camelot Rise Primary School	French
Camp Hill Primary School	German, Indonesian
Campbellfield Heights Primary School	Arabic, Italian, Turkish
Campbells Creek Primary School	Indonesian
Camperdown College	Indonesian
Canadian Lead Primary	Indonesian, Japanese
Cann River P-12 College	Japanese
Canterbury Primary School	Italian
Cape Clear Primary School	German
Caramut Primary School	Indonesian
Cardinia Primary School	Auslan
Cardross Primary School	Italian
Carisbrook Primary School	Indonesian
Carlisle River Primary School	Indonesian
Carlton Gardens Primary School	Italian
Carlton North Primary School	Italian
Carlton Primary School	Italian
Carnegie Primary School	Italian
Caroline Springs College	Indonesian
Carrajung South Primary School	French
Carragarmungee Primary School	Indonesian
Carrington Primary School	French
Carrum Downs Primary School	Japanese
Carrum Primary School	German
Carwatha P-12 College	French
Castlemaine North Primary School	Indonesian

Appendix 6: School and LOTEs (Primary)

Caulfield Junior College	French
Caulfield Primary School	Japanese
Caulfield South Primary School	Italian
Cavendish Primary School	Indonesian
Ceres Primary School	Indonesian
Chalcot Lodge Primary School	German, Indonesian
Chandler Primary School	French
Charlton P-12 College	Indonesian
Chatham Primary School	Japanese
Chelsea Heights Primary School	French
Chelsea Primary School	Indonesian
Cheltenham East Primary School	Italian
Cheltenham Primary School	Japanese
Chewton Primary School	Indonesian
Chiltern Primary School	French
Chilwell Primary School	Italian
Christmas Hills Primary School	Japanese
Chum Creek Primary School	Koorie languages
Churchill North Primary School	German
Churchill Primary School	Indonesian
Clarinda Primary School	Greek
Clarkefield Primary School	French
Clayton Primary School	Chinese
Clayton South Primary School	Spanish
Clayton West Primary School	Greek
Clifton Creek Primary School	German
Clifton Hill Primary School	Italian
Clifton Springs Primary School	Indonesian
Cloverlea Primary School	Japanese
Clyde Primary School	Italian
Coatesville Primary School	French
Cobains Primary School	Japanese
Cobden Primary School	Indonesian
Cobram Primary School	Japanese
Coburg North Primary School	Italian
Coburg Primary School	Greek, Italian, Turkish
Coburg West Primary School	Greek, Italian
Coburn Primary School	Italian
Cockatoo Primary School	Japanese
Cohuna Consolidated School	Indonesian

Appendix 6: School and LOTEs (Primary)

Coimadai Primary School	Indonesian
Colac Primary School	French
Colac South West Primary School	Indonesian
Coldstream Primary School	Indonesian
Coleraine Primary School	Indonesian
Collingwood College	Chinese
Comet Hill Primary School	Indonesian
Commercial Road Primary School (Morwell)	Japanese
Concongella Primary School	German
Congupna Primary School	Japanese
Coral Park Primary School	Indonesian
Corio Primary School	Italian
Corio South Primary School	Indonesian
Corio West Primary School	Japanese
Corryong College	Indonesian, Japanese
Courtenay Gardens Primary School	Indonesian
Cowwarr Primary School	Indonesian
Craigieburn Primary School	Japanese
Craigieburn South Primary School	Indonesian
Cranbourne Park Primary School	Greek, Indonesian
Cranbourne Primary School	Indonesian
Cranbourne South Primary School	Indonesian
Cranbourne West Primary School	Indonesian
Cressy Primary School	Indonesian
Creswick North Primary School	Japanese
Creswick Primary School	Indonesian
Crib Point Primary School	Indonesian
Croydon Hills Primary School	Indonesian
Croydon North Primary School	German
Croydon Primary School	Indonesian
Croydon South Primary School	Japanese
Croydon West Primary School	Japanese
Cudjee Primary School	Japanese
Dallas North Primary School	Italian
Dallas Primary School	Arabic, Italian, Turkish
Dandenong North Primary School	French
Dandenong Primary School	French
Dandenong South Primary School	French
Dandenong West Primary School	French
Dargo Primary School	Indonesian

Appendix 6: School and LOTEs (Primary)

Darley Primary School	Italian
Darnum Primary School	Japanese
Darraweit Guim Primary School	French
Dartmoor Primary School	Japanese
Dawes Road Primary School (Kyabram)	Indonesian
Daylesford Primary School	Italian
Deans Marsh Primary School	Indonesian
Debney Meadows Primary School	Chinese, Italian
Dederang Primary School	Indonesian
Deepdene Primary School	French
Deer Park North Primary School	Italian
Deer Park Primary School	Italian
Delacombe Primary School	Chinese
Derinya Primary School	Japanese
Derrimut Heath Primary School	Italian
Derrinallum P-12 College	Japanese
Devenish Primary School	Italian
Devon North Primary School	Indonesian
Diamond Creek East Primary School	Italian
Diamond Creek Primary School	Italian
Diggers Rest Primary School	Italian
Dimboola Pimpinio Primary School	German
Dingley Primary School	Japanese
Dinjerra Primary School	Vietnamese
Dixons Creek Primary School	German
Don Valley Primary School	Indonesian
Donald Primary School	French
Donburn Primary School	Italian
Doncaster Gardens Primary School	Chinese, Italian
Doncaster Primary School	Chinese
Donvale Primary School	Italian
Dookie Primary School	Japanese
Doreen Primary School	Italian
Doveton North Primary School	German
Dromana Primary School	Japanese
Drouin Primary School	French
Drouin West Primary School	French
Drummond Primary School	Italian
Drysdale Primary School	Indonesian
Dunkeld Consolidated School	Indonesian

Appendix 6: School and LOTEs (Primary)

Eagle Point Primary School	German
Eaglehawk North Primary School	Indonesian
Eaglehawk Primary School	Indonesian
East Bentleigh Primary School	French, Indonesian
East Loddon P-12 College	German
Eastbourne Primary School	Italian
Eastona Park Primary School	Japanese
Eastwood Primary School	Indonesian
Echuca East Primary School	Indonesian
Echuca Primary School	Indonesian
Echuca South Primary School	Indonesian
Echuca West Primary School	Indonesian
Edenhope P-12 College	German
Edi Upper Primary School	Italian
Edithvale Primary School	French
Eildon Primary School	Italian
Elliminyt Primary School	Indonesian
Ellinbank Primary School	Japanese
Elmhurst Primary School	French
Elphinstone Primary School	Indonesian
Elsternwick Primary School	Italian
Eltham East Primary School	Japanese
Eltham North Primary School	Italian
Eltham Primary School	Indonesian
Elwood Primary School	Indonesian
Emerald Primary School	Japanese
Eppalock Primary School	Indonesian
Epping Primary School	Italian
Epsom Primary School	Indonesian
Eskdale Primary School	French
Essendon North Primary School	Italian
Essendon Primary School	Japanese
Essex Heights Primary School	German
Eumemmerring Primary School	Japanese
Euroa Primary School	Italian
Everton Primary School	Indonesian
Exford Primary School	Japanese
Fairfield Primary School	Greek
Fairhills Primary School	German
Falls Creek Primary School	Japanese

Appendix 6: School and LOTEs (Primary)

Fawkner Primary School	Italian
Ferntree Gully North Primary School	Japanese
Ferntree Gully Primary School	German
Ferny Creek Primary School	Japanese
Findon Primary School	German
Fish Creek and District Primary School	Indonesian
Fitzroy North Primary School	Italian
Fitzroy Primary School	Italian
Flemington Primary School	Italian
Flora Hill Primary School	Indonesian
Flowerdale Primary School	Auslan, Vietnamese
Footscray City Primary School	Vietnamese
Footscray North Primary School	Italian
Footscray Primary School	Italian, Vietnamese
Footscray West Primary School	Italian
Forest Street Primary School	Indonesian
Foster Primary School	Indonesian
Frankston East Primary School	Indonesian
Frankston Primary School	Indonesian
Fyans Park Primary School	Indonesian
Gardenvale Primary School	Japanese
Garfield Primary School	Indonesian
Geelong East Primary School	Indonesian
Geelong South Primary School	Indonesian
Gembrook Primary School	Japanese
Girgarre Primary School	Japanese
Gisborne Primary School	German
Gladesville Primary School	Italian
Gladstone Park Primary School	Italian
Gladstone Views Primary School	Indonesian
Gladysdale Primary School	German
Glen Iris Primary School	French
Glen Orden Primary School	Indonesian
Glen Park Primary School	Italian
Glen Waverley Primary School	Chinese
Glen Waverley South Primary School	Japanese
Glendal Primary School	Chinese
Glenferrie Primary School	Italian
Glengala/Sunshine West Primary School	Vietnamese
Glengarry Primary School	Indonesian

Appendix 6: School and LOTEs (Primary)

Glenorchy Primary School	German
Glenrowan Primary School	Norwegian
Glenroy North Primary School	Italian
Glenroy Primary School	Italian
Glenroy West Primary School	Japanese
Golden Square Primary School	French
Goonawarra Primary School	Italian
Goongerah Primary School	Indonesian
Goornong Primary School	Indonesian
Gordon Primary School	Japanese
Goroke P-12 College	Indonesian
Gowrie Street Primary School (Shepparton)	Italian
Grahamvale Primary School	Italian
Gray Street Primary School (Hamilton)	Italian
Great Ryrie Primary School	Indonesian
Great Western Primary School	Chinese
Greenbrook Primary School	Italian
Greenhills Primary School	Indonesian
Greensborough Primary School	Japanese
Greenslopes Primary School	French
Greenvale Primary School	Indonesian
Greenwood Primary School	Indonesian
Greta Valley Primary School	French
Grevillea Park Primary School	Indonesian
Grey Street Primary School (Traralgon)	German
Greythorn Primary School	French
Grovedale Primary School	Indonesian
Grovedale West Primary School	Auslan
Gruyere Primary School	Japanese
Guildford Primary School	Indonesian
Gunbower Primary School	Indonesian
Guthridge Primary School	French
Guthrie Street Primary School (Shepparton)	Auslan
Haddon Primary School	German
Hallam Valley Primary School	Indonesian
Halls Gap Primary School	German
Hamilton North Primary School	Indonesian
Hamlyn Banks Primary School	Italian
Hampton Park Primary School	Indonesian
Hampton Primary School	Spanish

Appendix 6: School and LOTEs (Primary)

Harcourt Valley Primary School	Indonesian
Harrietville Primary School	Japanese
Harrisfield Primary School	Japanese
Hartwell Primary School	Italian
Haslem Street Primary School (Kyabram)	Japanese
Hastings Primary School	Indonesian
Hastings Westpark Primary School	Indonesian
Hawkesdale P-12 College	Chinese
Hawthorn West Primary School	Italian
Hazelwood North Primary School	German
Healesville Primary School	Japanese
Heany Park Primary School	Indonesian
Heatherhill Primary School	Vietnamese
Heathmont East Primary School	Japanese
Heidelberg Primary School	Japanese
Hepburn Primary School	Italian
Herne Hill Primary School	Chinese, French, Italian, Japanese, Tagalog/Filipino, Vietnamese
Hesket Primary School	Indonesian
Heyfield Primary School	Indonesian
Heywood Consolidated School	French
Highton Primary School	Italian
Highvale Primary School	Chinese, German
Hillsmeade Primary School	Indonesian
Hobsons Bay Primary School	Japanese
Hoddles Creek Primary School	German
Hopetoun Primary School	German
Horsham Primary School	Italian
Horsham North Primary School	Italian
Hughesdale Primary School	Indonesian
Huntingdale Primary School	Japanese
Huntly Primary School	Indonesian
Hurstbridge Primary School	Italian
Inglewood Primary School	Indonesian
Invergordon Primary School	French
Inverleigh Primary School	French
Inverloch Primary School	Indonesian
Invermay Primary School	German
Iramoo Primary School	Italian
Irymple Primary School	Italian

Appendix 6: School and LOTEs (Primary)

Irymple South Primary School	Italian
Ivanhoe East Primary School	Italian
Ivanhoe Primary School	Italian
Jacana Primary School	Italian
James Cook Primary School	Indonesian
Jamieson Primary School	Japanese
Jells Park Primary School	Indonesian
Jindivick Primary School	Japanese
Kalinda Primary School	Japanese
Kallista Primary School	Japanese
Kananook Primary School	Japanese
Kangaroo Flat Primary School	Indonesian
Kangaroo Ground Primary School	Italian
Karingal Heights Primary School	Indonesian
Karingal Primary School	German
Karoo Primary School	Indonesian
Katamatite East Primary School	Japanese
Katamatite Primary School	Japanese
Katandra West Primary School	Italian
Keilor Downs Primary School	Japanese
Keilor Heights Primary School	Italian
Keilor Park Primary School	Italian
Keilor Primary School	Italian
Kennington Primary School	Auslan, Indonesian
Kensington Primary School	Indonesian
Keon Park Primary School	Italian
Kerang Primary School	Italian
Kerang South Primary School	Indonesian
Kerrimuir Primary School	Japanese
Kew East Primary School	Italian
Kew Primary School	Italian
Keysborough Park Primary School	Italian
Kialla Primary School	Japanese
Kialla West Primary School	Italian
Kiewa Valley Primary School	Indonesian
Kilberry Valley Primary School	Indonesian
Killara Primary School	Italian
Kilmore Primary School	Auslan, Indonesian
Kilsyth Primary School	Indonesian
Kinglake Primary School	Indonesian

Appendix 6: School and LOTEs (Primary)

Kinglake West Primary School	Italian
Kings Park Primary School	Japanese
Kingsley Park Primary School	Indonesian
Kingston Heath Primary School	Italian
Kingston Primary School	Italian
Kingsville Primary School	Italian
Kingswood Primary School	Japanese
Kismet Park Primary School	Italian
Knox Gardens Primary School	Indonesian
Knox Park Primary School	German
Kongwak Primary School	Indonesian
Koo Wee Rup Primary School	Italian
Koondrook Primary School	Indonesian
Koorlong Primary School	Indonesian
Korumburra Primary School	Italian
Kosciuszko Street Primary School (Traralgon)	German
Kunyang Primary School	Indonesian
Kurnai (Woolum Bellum Campus)	Koorie languages
Kyneton Primary School	Indonesian
Labertouche Primary School	French
Laburnum Primary School	Italian
Laharum Primary School	Dutch
Lake Boga Primary School	Indonesian
Lake Bolac College	French
Lake Charm Primary School	Italian
Lakes Entrance Primary School	Indonesian
Lal Lal Primary School	Japanese
Lalbert Primary School	French
Lalor East Primary School	Italian
Lalor North Primary School	Greek, Italian, Macedonian
Lalor Park Primary School	Italian
Lalor Primary School	Japanese
Lalor West Primary School	Italian
Lancaster Primary School	Indonesian
Landsborough Primary School	German
Lang Lang Primary School	Italian
Langley Primary School	Indonesian
Langwarrin Park Primary School	Italian
Langwarrin Primary School	Indonesian
Lara Lake Primary School	Italian

Appendix 6: School and LOTEs (Primary)

Lara Primary School	Japanese
Lardner and District Primary School	Auslan
Launching Place Primary School	Japanese
Lavers Hill P-12 College	Indonesian
Laverton Plains Primary School	French
Laverton Primary School	Indonesian
Le Page Primary School	Italian
Learmonth Primary School	Japanese
Leitchville Primary School	Indonesian
Lemnos Primary School	Italian
Leongatha Primary School	Indonesian
Leopold Primary School	Indonesian
Lethbridge Primary School	Japanese
Liddiard Rd Primary School (Traralgon)	Auslan
Lilydale Primary School	Japanese
Lilydale West Primary School	Indonesian
Lindenow Primary School	Auslan
Lindenow South Primary School	Spanish
Linton Primary School	German
Lismore Primary School	Japanese
Little Bendigo Primary School	Chinese
Little River Primary School	Indonesian, Italian
Livingstone Primary School	German
Lloyd Street Primary School	Indonesian
Loch Primary School	Italian
Loch Sport Primary School	French
Lockington Consolidated School	Indonesian
Lockwood Primary School	Indonesian
Lockwood South Primary School	Indonesian
Longford Primary School	Japanese
Longwarry Primary School	Indonesian
Lorne-Aireys Inlet P-12 College	Indonesian
Lower Plenty Primary School	Indonesian
Lucknow Primary School	Auslan, Italian
Lyndale Primary School	Japanese
Lysterfield Primary School	Indonesian
MacArthur Primary School	Indonesian
MacArthur Street Primary School	Japanese
Macclesfield Primary School	Japanese
Macedon Primary School	Indonesian

Appendix 6: School and LOTEs (Primary)

Mackellar Primary School	Italian
Macleod P-12 College	Khmer
Maffra Primary School	Indonesian
Magpie Primary School	Chinese
Mahogany Rise Primary School	German, Indonesian
Maiden Gully Primary School	Indonesian
Maldon Primary School	Indonesian
Mallacoota P-12 College	Indonesian
Malvern Central School	Japanese
Malvern Primary School	Italian
Malvern Valley Primary School	Japanese
Manchester Primary School	Japanese
Mandama Primary School	Japanese
Manifold Heights Primary School	Indonesian
Manningham Park Primary School	Italian, Japanese
Manorvale Primary School	Italian
Mansfield Primary School	Indonesian
Maple Street Primary School	Indonesian
Maralinga Primary School	French
Maramba Primary School	Indonesian
Markwood Primary School	Indonesian
Marlborough Primary School	German
Marlo Primary School	Indonesian
Marong Primary School	Indonesian
Maroona Primary School	French
Maryborough East Primary School	Indonesian
Maryborough Primary School	Indonesian
Marysville Primary School	Indonesian
McKinnon Primary School	French
Meadow Heights Primary School	Turkish
Meadowbank Primary School	Italian
Meadowfair North Primary School	Italian
Meadowglen Primary School	Italian
Meerlieu Primary School	Italian
Melrose Primary School	Indonesian
Melton Primary School	French
Melton West Primary School	Italian
Mentone Park Primary School	Italian
Mentone Primary School	Indonesian
Menzies Creek Primary School	Japanese

Appendix 6: School and LOTEs (Primary)

Merbein South Primary School	Indonesian
Merbein West Primary School	Indonesian, Italian
Meredith Primary School	Koorie languages
Merino Consolidated School	German
Mernda Primary School	Italian
Merri Creek Primary School	Italian
Merrigum Primary School	Indonesian
Merrijig Primary School	Japanese
Merrilands P-12 College	Italian
Merrivale Primary School	Indonesian, Japanese
Metung Primary School	French
Mickleham Primary School	Japanese
Middle Indigo Primary School	Indonesian
Middle Kinglake Primary School	Italian
Milawa Primary School	Italian
Mildura Primary School	Indonesian
Mildura South Primary School	Indonesian
Mildura West Primary School	Indonesian
Milgate Primary School	Chinese
Mill Park Heights Primary School	Italian
Milleara Primary School	Italian
Millwarra Primary School	Japanese
Miners Rest Primary School	Indonesian
Mirboo North Primary School	Italian
Mitcham Primary School	Indonesian
Mitta Mitta Primary School	Japanese
Moe Primary School	Japanese
Monash Primary School	Chinese
Monbulk Primary School	German
Monmia Primary School	Japanese
Mont Albert Primary School	Italian
Montmorency Primary School	Indonesian
Montmorency South Primary School	Italian
Montpellier Primary School	French
Montrose Primary School	German
Moolap Primary School	Indonesian
Moomba Park Primary School	Italian
Moonee Ponds Central School	Italian
Moonee Ponds West Primary School	Japanese
Moorabbin Primary School	Italian

Appendix 6: School and LOTEs (Primary)

Moorooduc Primary School	Japanese
Mooroolbark East Primary School	German
Mooroolbark Primary School	Italian
Mooroopna North Primary School	Indonesian
Mooroopna Park Primary School	Italian
Morang South Primary School	Italian
Mordialloc Primary School	French
Moreland Primary School	Arabic, Italian, Turkish
Moriac Primary School	Indonesian, Italian, Japanese
Mornington Park Primary School	French, Japanese
Mornington Primary School	French, Japanese
Mortlake P-12 College	French, Indonesian
Morwell Park Primary School	Indonesian
Morwell Primary School	Italian
Mossfiel Primary School	Italian
Mossgiel Park primary	German
Mount Beauty Primary School	Indonesian
Mount Clear Primary School	Japanese
Mount Dandenong Primary School	German
Mount Duneed Regional Primary School	Japanese
Mount Eliza North Primary School	French
Mount Eliza Primary School	German
Mount Evelyn Primary School	Indonesian, Italian
Mount Macedon Primary School	Italian
Mount Martha Primary School	Japanese
Mount Pleasant Primary School	Japanese
Mount View Primary School	Chinese
Mount Waverley North Primary School	German
Mount Waverley Primary School	Japanese
Mountain Gate Primary School	Japanese
Movelle Primary School	Japanese
Moyhu Primary School	Italian
Moyston Primary School	Chinese
Mulgrave Primary School	Indonesian
Mullum Primary School	Italian
Murchison Primary School	Indonesian
Murrayville Community College	Indonesian
Murrumbeena Primary School	Japanese
Murtoa College	German
Myrniong Primary School	Italian

Appendix 6: School and LOTEs (Primary)

Myrree Primary School	Chinese
Myrtleford Consolidated School	Italian
Nambrok Denison Primary School	Indonesian
Nangiloc Colignan and District Primary School	Indonesian
Nanneella Estate Primary School	Indonesian
Napoleons Primary School	French
Nar Nar Goon Primary School	French
Narracan Primary School	Chinese
Narrawong District Primary School	French
Narre Warren North Primary School	German
Narre Warren South P-12 College	Indonesian
Nathalia Primary School	Indonesian
Natimuk Primary School	German
Natte Yallock Primary School	Indonesian
Navarre Primary School	Italian
Neerim District Rural Primary School	Japanese
Neerim South Primary School	Japanese
Netherby Primary School	German
New Gisborne Primary School	Indonesian
Newborough Primary School	Indonesian
Newham Primary School	French
Newhaven Primary School	Indonesian
Newlands Primary School	Italian
Newlyn Primary School	Italian
Newmerella Primary School	Indonesian
Newport Lakes Primary School	Arabic, Italian
Newstead Primary School	Indonesian
Newtown Primary School	Indonesian
Nichols Point Primary School	Italian
Nicholson Primary School	Auslan
Nilma Primary School	Japanese
Noble Park Primary School	Japanese
Noojee Primary School	Japanese
Noorat Primary School	Indonesian
Noorinbee Primary School	Japanese
Norris Bank Primary School	Japanese
North Melbourne Primary School	Italian
Northcote Primary School	Italian
Nowa Nowa Primary School	Koorie languages
Nullawarre and District Primary School	French

Appendix 6: School and LOTEs (Primary)

Nullawil Primary School	French
Numurkah Primary School	French
Nunawading Primary School	Chinese
Nunawading South Primary School	German
Nungurner Primary School	German
Nyah West Primary School	Indonesian
Oak Park Primary School	Japanese
Oakleigh Primary School	Japanese
Oakleigh South Primary School	Japanese
Oakwood Park Primary School	Indonesian
Oberon South Primary School	Japanese
Ocean Grove Primary School	Indonesian
Officer Primary School	Auslan, Indonesian
Old Orchard Primary School	German
Olinda Primary School	German
Orbost North Primary School	Indonesian
Orbost Primary School	Indonesian
Orchard Grove Primary School	German
Ormond Primary School	Korean
Orrvale Primary School	Italian
Osborne Primary School	Indonesian
Ouyen Primary School	Indonesian
Overport Primary School	Japanese
Oxley Primary School	Italian
Pakenham Consolidated School	Indonesian
Pakenham Hills Primary School	Indonesian
Panmure Primary School	Japanese
Panton Hill Primary School	Italian
Park Orchards Primary School	Italian
Park Ridge Primary School	Indonesian
Parkdale Primary School	Indonesian
Parkhill Primary School	Chinese
Parkmore Primary School	Chinese
Parktone Primary School	Italian
Pascoe Vale North Primary School	Italian
Pascoe Vale Primary School	Italian
Pascoe Vale South Primary School	Italian
Patchewollock Group School	German
Patterson Lakes Primary School	Indonesian
Paynesville Primary School	French

Appendix 6: School and LOTEs (Primary)

Pearcedale Primary School	Auslan
Pembroke Primary School	Italian
Penders Grove Primary School	Italian
Penshurst Primary School	Indonesian
Pentland Primary School	Italian
Perseverance Primary School	Koorie languages
Pinewood Primary School	Japanese
Pleasant Street Primary School (Ballarat)	Japanese
Plenty Parklands Primary School	Indonesian
Point Cook Primary School	Indonesian
Point Lonsdale Primary School	Indonesian
Pomonal Primary School	Japanese
Poowong Consolidated School	Italian
Porepunkah Primary School	Italian
Port Fairy Consolidated School	Japanese
Portarlinton Primary School	Indonesian
Portland North Primary School	French
Portland Primary School	French
Portland South Primary School	French
Preston East Primary School	Italian
Preston Primary School	Italian
Preston South Primary School	Chinese, Greek, Macedonian
Preston West Primary School	Italian
Princes Hill Primary School	Italian
Puckapunyal Primary School	Indonesian
Pyalong Primary School	Indonesian
Pyramid Hill College	Indonesian
Quarry Hill Primary School	Indonesian
Queenscliff Primary School	Indonesian
Rainbow Primary School	German
Ranfurly Primary School	Indonesian
Rangebank Primary School	Indonesian
Rangeview Primary School	German
Rawson Primary School	Indonesian
Raywood Primary School	German
Red Cliffs East Primary School	Italian
Red Cliffs Primary School	Italian
Red Hill Consolidated School	German, Indonesian, Japanese
Redan Primary School	French
Redesdale Mia Mia Primary School	Italian

Appendix 6: School and LOTEs (Primary)

Regency Park Primary School	Spanish
Research Primary School	Japanese
Reservoir East Primary School	Italian
Reservoir Primary School	Italian
Reservoir West Primary School	Italian
Richmond Primary School	Greek
Richmond West Primary School	Chinese, Turkish, Vietnamese
Ringwood Heights Primary School	Indonesian
Ringwood North Primary School	Indonesian
Ripponlea Primary School	Italian
River Gum Primary School	Indonesian
Roberts McCubbin Primary School	Italian
Robinvale Consolidated School	Indonesian
Rochester Primary School	Indonesian
Rockbank Primary School	Indonesian
Rokewood Primary School	Japanese
Rolling Hills Primary School	German
Rollins Primary School	Italian
Romsey Primary School	Indonesian
Rosanna Golf Links Primary School	Auslan, Indonesian
Rosanna Primary School	Italian
Rosebud Primary School	Indonesian
Rosedale Primary School	French
Rosewall Primary School	Japanese
Roslyn Primary School	Indonesian
Rowville Primary School	Indonesian
Roxburgh Homestead Primary School	Italian
Roxburgh Park Primary School	Italian
Rupanyup Primary School	German
Rushworth P-12 College	Indonesian
Ruskin Park Primary School	Japanese
Rutherglen Primary School	Japanese
Ruthven Primary School	Italian
Sale Primary School	Japanese
San Remo Primary School	Indonesian
Sandringham East Primary School	Japanese
Sandringham Primary School	Italian
Sassafras Primary School	German
Scoresby Primary School	French
Seabrook Primary School	Italian

Appendix 6: School and LOTEs (Primary)

Seaford North Primary School	Indonesian
Seaford Park Primary School	Indonesian
Seaford Primary School	Indonesian
Seaholme Primary School	Japanese
Seaspray Primary School	Japanese
Sebastopol Primary School	Chinese
Selby Primary School	Japanese
Serpell Primary School	Chinese, Greek, Indonesian
Seville Primary School	German
Seymour Primary School	Indonesian
Shelford Primary School	Italian
Shepparton East Primary School	Italian
Sherbourne Primary School	Japanese
Sherbrooke Community School	French
Silverton Primary School	French
Simpson Primary School	Indonesian
Skipton Primary School	Chinese
Smeaton Primary School	Italian
Solway Primary School	Japanese
Somers Primary School	German
Somerville Primary School	Indonesian
Somerville Rise Primary School	Indonesian
Sorrento Primary School	Italian, Japanese
Southern Cross Primary School	Indonesian
Southmoor Primary School	Italian
Southvale Primary School	Vietnamese
Specimen Hill Primary School	Indonesian
Spensley Street Primary School	Italian
Spotswood Primary School	Italian
Spring Gully Primary School	German
Springhurst Primary School	Japanese
Springvale Heights Primary School	Indonesian
Springvale Primary School	French
Springvale South Primary School	Italian
Springvale West Primary School	Spanish
Springview Primary School	Italian
St Albans Meadows Primary School	Italian
St Albans Primary School	Italian
St Albans South Primary School	Japanese
St Andrews Primary School	Italian

Appendix 6: School and LOTEs (Primary)

St Arnaud Primary School	French
St Georges Road Primary School (Shepparton)	Italian
St Kilda Park Primary School	Italian
St Kilda Primary School	Japanese
St Leonards Primary School	Indonesian
Stanhope Primary School	Japanese
Stawell Primary School	German
Stawell West Primary School	Chinese
Stevensville Primary School	Italian
Stockdale Road Primary School (Traralgon)	German
Stonnington Primary School	Greek
Strathewen Primary School	Italian
Strathfieldsaye Primary School	Indonesian
Strathmerton Primary School	French
Strathmore North Primary School	Japanese
Strathmore Primary School	Italian
Sunbury Heights Primary School	German, Italian
Sunbury Primary School	Italian
Sunbury West Primary School	Indonesian
Sunnycliffs Primary School	Indonesian
Sunshine East Primary School	Chinese
Sunshine Heights Primary School	Greek
Sunshine North Primary School	Italian
Sunshine Primary School	Italian
Sunvale Primary School	Italian
Surfside Primary School	Indonesian
Surrey Hills Primary School	Italian
Sussex Heights Primary School	Japanese
Swan Hill North Primary School	Japanese
Swan Hill Primary School	Indonesian
Swan Reach Primary School	Indonesian
Swifts Creek Primary School	Indonesian
Sydenham Primary School	Japanese
Syndal South Primary School	Japanese
Taggerty Primary School	Japanese
Talbot Primary School	Chinese, German
Talgarno Primary School	Indonesian
Tallangatta Primary School	Indonesian
Tallangatta Valley Primary School	Indonesian
Tallarook Primary School	Auslan

Appendix 6: School and LOTEs (Primary)

Tallygaroopna Primary School	Japanese
Tanjil South Primary School	Italian
Taradale Primary School	Indonesian
Tarnagulla Primary School	Indonesian
Tarwin Valley Primary School	Indonesian
Tate Street Primary School (Geelong)	Indonesian
Tawonga Primary School	Indonesian
Taylors Lakes Primary School	Italian
Tecoma Primary School	German
Teesdale Primary School	French, Italian
Templestowe Heights Primary School	Italian
Templestowe Park Primary School	Japanese
Templestowe Valley Primary School	Italian
Templeton Primary School	Chinese
Tempy Primary School	Indonesian
Terang College	French
The Basin Primary School	German
The Grange P-12 College	Italian
The Lake Primary School	Indonesian
The Patch Primary School	Japanese
Thomas Chirnside Primary School	Italian
Thomas Mitchell Primary School	Indonesian
Thomastown East Primary School	Italian
Thomastown Meadows Primary School	Italian, Macedonian
Thomastown Primary School	Indonesian
Thomastown West Primary School	Italian
Thoona Primary School	German
Thornbury Primary School	Italian
Thornton Primary School	Japanese
Timbarra Primary School	Indonesian
Timor Primary School	French
Tinternvale Primary School	Japanese
Tobruk Street Primary School (Morwell)	Indonesian
Tongala Primary School	French
Tooborac Primary School	Indonesian
Toolamba Primary School	Indonesian
Toolangi Primary School	Japanese
Toolern Vale and District Primary School	Indonesian
Toongabbie Primary School	Indonesian
Toora Primary School	Indonesian

Appendix 6: School and LOTEs (Primary)

Tooradin Primary School	Italian
Toorak Primary School	French
Tootgarook Primary School	Indonesian
Torquay Primary School	Indonesian
Trafalgar Primary School	Indonesian
Traralgon South Primary School	Indonesian
Trawalla Primary School	Japanese
Trentham District Primary School	Italian
Tucker Road Bentleigh Primary School	Italian
Tullamarine Primary School	Indonesian
Tungamah Primary School	Italian
Tyabb Primary School	Indonesian
Tyabb Railway Station Primary School	Indonesian
Tyers Primary School	German
Tylden Primary School	Indonesian
Tyrrell College	Indonesian
Undera Primary School	Italian
Underbool Primary School	Indonesian
Upfield Primary School	Arabic, Indonesian, Turkish
Upper Ferntree Gully Primary School	Japanese
Upper Plenty Primary School	Japanese
Upper Sandy Creek Primary School	Indonesian
Upwey Primary School	German
Upwey South Primary School	German
Urquhart Park Primary School	Japanese
Valkstone Primary School	Japanese
Vermont Primary School	Indonesian
Viewbank Primary School	Japanese
Wahgunyah Primary School	French
Wales Street Primary School	Arabic, Chinese, Greek, Italian
Wallan Primary School	Indonesian
Wallan Primary School	Indonesian
Wallarano Primary School	Italian
Wallington Primary School	Indonesian
Wandiligong Primary School	Italian
Wandin North Primary School	French
Wandin Yallock Primary School	Japanese
Wandong Primary School	Indonesian
Wangaratta Primary School	Italian
Wangaratta West Primary School	Japanese

Appendix 6: School and LOTEs (Primary)

Wantirna Primary School	Spanish
Wantirna South Primary School	Indonesian
Warburton Primary School	Indonesian
Warracknabeal Primary School	Japanese
Warragul North Primary School	Indonesian
Warragul Primary School	Indonesian
Warrandyte Primary School	Japanese
Warranwood Primary School	Japanese
Warrenheip Primary School	French
Warrnambool Primary School	Japanese
Warrnambool West Primary School	Japanese
Watsonia Heights Primary School	Indonesian
Watsonia North Primary School	Indonesian
Watsonia Primary School	Indonesian
Wattle Glen Primary School	Italian
Wattle Park Primary School	Italian
Wattle View Primary School	German
Waubra Primary School	Indonesian
Waverley Meadows Primary School	Japanese
Wedderburn College	Indonesian
Wedge Park Primary School	Italian
Weeden Heights Primary School	Indonesian
Welshpool and District Primary School	Indonesian
Welton Primary School	Indonesian
Wembley Primary School	Italian
Wendouree Primary School	Indonesian, Japanese
Werribee Primary School	Japanese
Werrimull P-12 School	Italian
Wesburn Primary School	Japanese
Westall Primary School	Indonesian, Vietnamese
Westbreen Primary School	Italian
Westgarth Primary School	Greek
Westgrove Primary School	Italian
Westmeadows Heights Primary School	Italian
Westmeadows Primary School	Italian
Whealers Hill Primary School	Chinese, French
White Hills Primary School	French
Whitfield District Primary School	Italian
Whittlesea Primary School	Indonesian
Willaura Primary School	French

Appendix 6: School and LOTEs (Primary)

Williamstown North Primary School	Japanese
Williamstown Primary School	Italian
Willmott Park Primary School	Italian
Willow Grove Primary School	French
Wilmot Road Primary School Shepparton	Japanese
Winchelsea School	Japanese
Windermere Primary School	Japanese
Winters Flat Primary School	Indonesian
Woody Yaloak Primary School	Japanese
Wodonga Primary School	Japanese
Wodonga South Primary School	Indonesian
Wodonga West Primary School	Japanese
Wonga Park Primary School	Japanese
Wonthaggi North Primary School	Japanese
Wonthaggi Primary School	Japanese
Woodend Primary School	Indonesian
Woodford Primary School	Japanese
Woodglen Primary School	Auslan
Woodlands Primary School	Italian
Woodville Primary School	Japanese
Woomelang Group School	Japanese
Wooragee Primary School	Indonesian
Wooranna Park Primary School	Japanese
Woori Yallock Primary School	German
Woorinen District Primary School	Indonesian
Wunghnu Primary School	French
Wurruk Primary School	Japanese
Yaapeet Primary School	German
Yackandandah Primary School	Japanese
Yallourn North Primary School	Indonesian
Yandoit Primary School	Italian
Yarra Glen Primary School	Italian
Yarra Junction Primary School	Spanish
Yarra Primary School	Chinese, Greek
Yarra Road Primary School	Indonesian
Yarragon Primary School	German
Yarram Primary School	Indonesian
Yarraman Park Primary School	Japanese
Yarrambat Primary School	Italian
Yarraville West Primary School	Italian

Appendix 6: School and LOTEs (Primary)

Yarrawonga Primary School	Italian
Yawarra Primary School	Greek
Yea Primary School	Italian
Yellingbo Primary School	German
Yering Primary School	Japanese
Yinnar Primary School	Indonesian
Yinnar South Primary School	German
Yuille Primary School	Indonesian

Appendix 6: School and LOTEs (Secondary)

Secondary Schools	Languages Offered
Albert Park College	Japanese
Alexandra Secondary College	Indonesian, Italian, Japanese
Altona Secondary College	Italian, Japanese
Apollo Bay P-12 College	Indonesian
Ararat Community Secondary College	Chinese, French
Ashwood Secondary College	Chinese, French
Bacchus Marsh College	Indonesian, Italian
Baimbridge College	Indonesian, Italian
Bairnsdale Secondary College	French, German, Japanese, Spanish
Ballarat High School	German, Japanese
Ballarat Secondary College	Indonesian
Balmoral High School	French
Balwyn High School	Chinese, French, Greek, Indonesian
Banksia Secondary College	Auslan
Bayside Secondary College	Arabic, Italian, Japanese
Bayswater Secondary College	German
Beaufort Secondary College	French, Japanese
Beechworth Secondary College	French, Indonesian
Bellarine Secondary	French, Indonesian
Belmont High School	French, German, Indonesian, Japanese
Benalla College	German, Indonesian
Bendigo Senior Secondary College	Auslan, Chinese, French, German, Indonesian
Bentleigh Secondary College	Greek, Indonesian, Japanese
Berwick Secondary College	German, Indonesian
Birchip P-12 School	Japanese
Blackburn High School	French, German, Japanese
Boort Secondary College	French
Boronia Heights College	German, Indonesian
Boronia Primary School	German
Box Forest Secondary	Italian, Japanese
Box Hill High School	Chinese, German
Brandon Park Secondary College	French, Indonesian
Brauer Secondary College	Japanese
Braybrook Secondary College	French, Italian, Vietnamese
Brentwood Secondary College	German, Japanese
Bright P-12 College	German, Japanese
Brighton Secondary College	Chinese, French, Japanese
Brimbank College	Chinese, Italian, Vietnamese
Broadford Secondary College	Japanese

Appendix 6: School and LOTEs (Secondary)

Broadmeadows Secondary College	Chinese, French
Brunswick Secondary College	Arabic, Chinese, Italian
Buckley Park College	German, Japanese
Bundoora Secondary College	German
Camberwell High School	Chinese, French, German, Indonesian
Camperdown College	Indonesian
Canterbury Girls Secondary College	French, German, Japanese
Caroline Springs College	Indonesian
Carwatha P-12 College	French
Casterton Secondary College	Indonesian
Castlemaine Secondary College	French, German, Indonesian
Chaffey Secondary College	German, Indonesian, Italian
Chandler Secondary College	French
Charlton P-12 College	French, German, Indonesian
Cheltenham Secondary College	Italian
Cleeland Secondary College	French, Japanese
Cobden Technical School	Indonesian
Cobram Secondary College	Japanese
Cohuna Secondary College	French
Colac College	Indonesian
Colac High School	French
Collingwood College	Chinese
Coomoora Secondary College	French, Indonesian, Vietnamese
Copperfield College	German, Italian, Japanese
Corryong College	Indonesian, Japanese
Craigieburn Secondary College	Indonesian, Italian
Cranbourne Secondary College	German, Indonesian
Croydon Secondary College	German
Dandenong High School	French, Indonesian, Japanese, Latin
Dargo Primary School	Indonesian
Daylesford Secondary College	Italian
Debney Park Secondary College	French, Italian, Vietnamese
Deer Park Secondary College	Indonesian, Italian
Derrinallum P-12 College	Japanese
Diamond Valley Secondary College	Italian
Dimboola Memorial Secondary College	German
Donald High School	French, Indonesian, Italian
Doveton Secondary College	German
Dromana Secondary College	Indonesian, Japanese
Drouin Secondary College	French

Appendix 6: School and LOTEs (Secondary)

Eaglehawk Secondary College	French, Indonesian
East Doncaster Secondary College	Chinese, Italian,
East Loddon P-12 College	German
Echuca High School	Indonesian
Echuca Secondary College	Indonesian
Edenhope P-12 College	German
Elisabeth Murdoch College	Indonesian, Italian
Eltham High School	French, Indonesian
Elwood College	German, Japanese
Emerald Secondary College	Japanese
Epping Secondary College	Indonesian, Italian, Macedonian
Erinbank Secondary College	Italian
Essendon Keilor College	Chinese, Italian, Japanese
Eumemmerring Secondary College	German, Indonesian
Euroa Secondary College	Japanese
Fairhills High School	Chinese, German, Japanese
Ferntree Gully College	German, Indonesian
Flinders Peak Secondary College	Italian
Footscray City College	French, Italian, Japanese, Spanish, Vietnamese
Forest Hill College	Chinese, French, German
Frankston High School	French, Japanese
Galvin Park Secondary College	Italian
Geelong High School	German, Korean
Gilmore College For Girls	Italian, Vietnamese
Gisborne Secondary College	French, Indonesian, Japanese
Gladstone Park Secondary College	French, Indonesian, Italian, Japanese
Glen Eira College	Chinese, French
Glen Waverley Secondary College	Chinese, French, Italian, Japanese
Golden Square Secondary College	Auslan, German, Indonesian
Goroke P-12 College	Indonesian
Greensborough Secondary College	Italian
Grovedale College	Indonesian, Japanese
Hampton Park Secondary College	French
Hawkesdale P-12 College	Chinese
Hawthorn Secondary College	Chinese, French
Healesville High School	Japanese
Heatherhill Secondary College	French, Vietnamese
Heathmont College	German, Indonesian
Heywood District Secondary College	French
Highvale Secondary College	French, German, Indonesian

Appendix 6: School and LOTEs (Secondary)

Hopetoun Secondary College	German
Hoppers Crossing Secondary College	Italian, Japanese
Horsham College	German, Italian
Irymple Secondary College	Indonesian, Italian
Kambrya College	German, Japanese
Kangaroo Flat Secondary College	French, Indonesian
Karingal Park Secondary College	French, Indonesian, Japanese
Kealba Secondary College	French, German, Italian
Keilor Downs Secondary College	Chinese, German, Italian, Japanese
Kerang Tech High School	Indonesian
Kew High School	Chinese, French, Italian, Japanese
Koo Wee Rup Secondary College	Italian
Koonung Secondary College	French, Japanese
Korumburra Secondary College	French, Italian
Kurnai College (Morwell)	German, Indonesian, Koorie languages
Kurunjang Secondary College	Indonesian, Italian
Kyabram Secondary College	French, Indonesian, Japanese
Kyneton Secondary College	French, Indonesian
La Trobe Secondary College	Italian
Lake Bolac College	French
Lakes Entrance Secondary College	German, Indonesian, Japanese
Lakeside Secondary College	Greek, Italian
Lalor North Secondary College	Italian, Japanese
Lalor Secondary College	French, Greek, Italian, Macedonian
Lara Secondary College	Indonesian
Lavers Hill P-12 College	Indonesian
Laverton Secondary College	Indonesian, Italian
Leongatha Secondary College	Japanese
Lilydale Heights Secondary College	Indonesian, Japanese
Lilydale High School	French, Indonesian
Lorne P-12 College	Indonesian
Lowanna College	French, Indonesian, Italian, Japanese
Lynall Hall Community School	Greek, Indonesian
Lyndale Secondary College	French, Italian, Japanese
Lyndhurst Secondary College	Indonesian
Mac Robertson Girls High School	French, German, Indonesian, Japanese
Macleod P-12 College	German
Mallacoota P-12 College	Indonesian
Malvern Central School	Japanese
Manangatang P-12 College	Indonesian

Appendix 6: School and LOTEs (Secondary)

Mansfield Secondary College	French, Indonesian
Maribyrnong Secondary College	Vietnamese
Maroondah Secondary College	Chinese, French, Japanese
Maryborough Regional College	French, Indonesian
Matthew Flinders Girls Secondary College	Chinese, French, Indonesian
McGuire College	Italian
McKinnon Secondary College	French, German, Korean
Melbourne Girls College	Chinese, French, Indonesian
Melbourne High School	French, German, Indonesian, Japanese
Melton Secondary College	French, German, Japanese
Mentone Girls Secondary College	French, German, Japanese
Merbein Secondary College	Indonesian, Italian
Merrilands P-12 College	Italian
Mildura Senior College	Indonesian, Italian
Mill Park Secondary College	German
Mirboo North Secondary College	German
Mitchell Secondary College (Wodonga)	Indonesian, Italian, Spanish
Monash Secondary	German, Japanese
Monbulk College	German, Japanese
Monterey Secondary College	French
Montmorency Secondary College	French, Japanese
Moonee Ponds Central School	Italian
Mooroolbark College	German, Indonesian
Mooroopna Secondary College	Indonesian, Italian
Mordialloc College	French, Japanese
Mornington Secondary College	Indonesian, Japanese
Mortlake P-12 College	French, Indonesian
Mount Beauty Secondary College	Indonesian
Mount Clear College	French, Japanese
Mount Eliza Secondary College	French, German, Indonesian
Mount Erin Secondary College	Auslan, Indonesian
Mount Waverley Secondary College	Chinese, German, Japanese
Mullauna Secondary College	German, Indonesian
Murrayville Community College	Indonesian
Murtoa College	German
Myrtleford Secondary College	Italian
Narre Warren South P-12 College	Indonesian
Nathalia Secondary College	Indonesian, Japanese
Neerim District Secondary College	Japanese
Newcomb Secondary College	Indonesian

Appendix 6: School and LOTEs (Secondary)

Nhill College	Indonesian
Niddrie Secondary College	Italian, Japanese
Noble Park Secondary College	German, Japanese
Norlane High School	French, Japanese
North Geelong Secondary College	German, Indonesian
Northcote High School	Chinese, French, Greek, Italian
Northland Secondary College	French
Norwood Secondary College	French, Indonesian, Italian
Numurkah Secondary College	French
Oberon High School	German, Indonesian, Japanese
Orbost Secondary College	Indonesian, Japanese
Ovens College	Japanese
Pakenham Secondary College	French, Indonesian
Parkdale Secondary College	French, German, Japanese
Parkwood Secondary College	Indonesian, Japanese
Pascoe Vale Girls Secondary College	Arabic, French, Italian, Japanese
Patterson River Secondary College	German, Indonesian
Pembroke Secondary College	Indonesian, Italian
Peter Lalor Secondary College	Italian
Port Fairy Consolidated School	Japanese
Portland Secondary College	French, Indonesian
Preston Girls Secondary College	Arabic, Chinese, Italian
Princes Hill Secondary College	French, Italian
Pyramid Hill College	Indonesian
Rainbow Secondary College	German
Reservoir District Secondary College	Greek, Italian, Macedonian
Ringwood Secondary College	French, Indonesian
Robinvale Secondary College	Italian
Rochester Secondary College	Indonesian
Rosebud Secondary College	Indonesian, Japanese
Rowville Secondary College	Indonesian, Italian
Roxburgh College	French, Italian, Turkish
Rutherglen High School	French
Sale College	French, Japanese
Sandringham College	French, Indonesian
Scoresby Secondary College	French
Sebastopol College	German
Seymour Technical High School	French, Indonesian, Italian
Shepparton High School	French, Japanese
Sherbrooke Community School	Chinese, French

Appendix 6: School and LOTEs (Secondary)

South Gippsland Secondary College	Indonesian
South Oakleigh Secondary College	Greek, Japanese
Springvale Secondary College	Chinese, French
St Albans Secondary College	French, Italian, Japanese, Vietnamese
St Arnaud Secondary College	French
St Helena Secondary College	Indonesian, Italian
Staughton College	Italian
Stawell Secondary College	German
Strathmore Secondary College	Greek, Italian, Japanese
Sunbury College	Italian, Japanese
Sunbury Downs Secondary College	Italian, Japanese
Sunshine College	Greek, Italian, Macedonian, Vietnamese
Swan Hill College	Indonesian
Swifts Creek Secondary College	Indonesian
Swinburne Senior Secondary College	French
Sydney Road Community School	Italian
Tallangatta Secondary College	Indonesian
Templestowe College	Italian, Japanese
Terang - Terang Primary Campus	French, German
The Grange P-12 College	Indonesian, Italian
Thomastown Secondary College	Italian, Macedonian, Vietnamese
Thornbury Darebin College	Arabic, Greek, Indonesian, Italian
Trafalgar High School	Indonesian
Traralgon Secondary College	German, Indonesian
Tyrrell College	Indonesian
University High School	French, German, Indonesian, Latin
Upper Yarra Secondary College	German, Japanese
Upwey High School	French, German, Japanese
Vermont Secondary College	French, German, Indonesian
Victorian College of the Arts	French, Japanese
Viewbank College	German, Japanese
Wanganui Park Secondary College	Italian, Japanese
Wangaratta High School	German, Hebrew, Indonesian, Italian, Japanese, Latin
Wantirna College	Chinese, Indonesian, Spanish
Warracknabeal Secondary College	Japanese
Warrandyte High School	Italian, Japanese
Warmnambool College	French, Indonesian
Wedderburn College	Indonesian
Wellington Secondary College	French, Indonesian

Appendix 6: School and LOTEs (Secondary)

Werribee Secondary College	Italian, Japanese, Spanish
Westall Secondary College	Chinese, French, Greek, Italian, Japanese, Khmer, Vietnamese
Western Heights Secondary College	French, Japanese
Western Port Secondary College	Indonesian
Wheeler Hill Secondary College	French, Greek, Indonesian
Whittlesea Secondary College	Indonesian
Williamstown High School	French, Indonesian, Japanese
Wodonga High School	French, Indonesian, Japanese
Wodonga West College	Indonesian
Wonthaggi Secondary College	Indonesian, Japanese
Yarram Secondary College	Indonesian
Yarrowonga Secondary College	Italian
Yea High School	Indonesian



Minerva Access is the Institutional Repository of The University of Melbourne

Author/s:

SLAUGHTER, Y

Title:

Languages other than English in government schools, 2003

Date:

2004

Citation:

SLAUGHTER, Y. (2004). Languages other than English in government schools, 2003. Communications Division, for the Office of School Education, Department of Education and Training.

Persistent Link:

<http://hdl.handle.net/11343/118220>