




Original Article

Parental occupational exposure pre- and post-conception and development of asthma in offspring

Kathrine Pape ^{1,2*} Cecile Svanes,^{3,4} Camilla S. Sejbæk,¹ Andrei Malinovski,⁵ Byndis Benediktsdottir,^{6,7} Bertil Forsberg,⁸ Christer Janson,⁹ Geza Benke,¹⁰ Gro Tjalvin,¹¹ José Luis Sánchez-Ramos,¹² Jan-Paul Zock,^{13,14,15} Kjell Toren,¹⁶ Lennart Bråbäck,⁸ Mathias Holm,¹⁷ Rain Jõgi,¹⁸ Randi J Bertelsen,^{19,20} Thorarin Gíslason,^{5,6,7,21} Torben Sigsgaard,² Xiaoqin Liu,²² Karin S Hougaard,^{1,23} Ane Johannessen,³ Caroline Lodge,²⁴ Shyamali C Dharmage^{24†} and Vivi Schlünssen^{1,2†}

¹National Research Center for the Working Environment, Copenhagen, Denmark, ²Department of Public Health, Environment, Work and Health, Danish Ramazzini Centre, Aarhus University, Aarhus, Denmark, ³Centre for International Health, Department of Global Public Health and Primary Care, University of Bergen, Bergen, Norway, ⁴Department of Occupational Medicine, Haukeland Hospital, Bergen, Norway, ⁵Department of Medical Sciences: Clinical Physiology, Uppsala University, Uppsala, Sweden, ⁶Department of Allergy, Respiratory Medicine and Sleep, Landspítali University Hospital, Reykjavik, Iceland, ⁷University of Iceland, Medical Faculty, Reykjavik, Iceland, ⁸Section of Sustainable Medicine, Department of Public Health and Clinical Medicine, Umeå University, Umeå, Sweden, ⁹Department of Medical Sciences: Respiratory, Allergy and Sleep Research, Uppsala University, Uppsala, Sweden, ¹⁰Department of Epidemiology and Preventive Medicine, Monash University, Melbourne, Australia, ¹¹Department of Global Public Health and Primary Care, University of Bergen, Bergen, Norway, ¹²Department of Nursing, University of Huelva. Avenida Tres de Marzo, s/n 21071, Huelva, Spain, ¹³ISGlobal, Barcelona, Spain, ¹⁴Universitat Pompeu Fabra (UPF), Barcelona, Spain, ¹⁵CIBER Epidemiología y Salud Pública (CIBERESP), Madrid, Spain, ¹⁶Department of Public Health and Community Medicine at Institute of Medicine, University of Gothenburg, Gothenburg, Sweden, ¹⁷Department of Occupational and Environmental Medicine, Sahlgrenska University Hospital, Gothenburg, Sweden, ¹⁸Tartu University Hospital, Lung Clinic, Tartu, Estonia, ¹⁹Department of Clinical Science, University of Bergen, Bergen, Norway, ²⁰Oral Health Center of Expertise, Western Norway, Hordaland County, Bergen, Norway, ²¹Department of Sleep, Landspítali University Hospital, Reykjavik, Iceland, ²²The National Centre for Register-based Research, Department of Economics and Business Economics, Aarhus University, Aarhus, Denmark, ²³Department of Public Health, University of Copenhagen, Copenhagen, Denmark and ²⁴Melbourne School of Population and Global Health, University of Melbourne, Melbourne, Australia

*Corresponding author. National Research Center for the Working Environment, Lersø Parkalle 105, 2100 København Ø, Copenhagen, Denmark. E-mail: kpape@live.dk

†These authors contributed equally to this work.

Editorial decision 13 April 2020; Accepted 22 April 2020

Abstract

Background: While direct effects of occupational exposures on an individual's respiratory health are evident, a new paradigm is emerging on the possible effects of pre-conception occupational exposure on respiratory health in offspring. We aimed to study the association between parental occupational exposure starting before conception and asthma in their offspring (at 0–15 years of age).

Methods: We studied 3985 offspring participating in the Respiratory Health in Northern Europe, Spain and Australia (RHINESSA) generation study. Their mothers or fathers ($n = 2931$) previously participated in the European Community Respiratory Health Survey (ECRHS). Information was obtained from questionnaires on parental job history pre- and post-conception which was linked to an asthma-specific job-exposure matrix (JEM). We assessed the association between parental occupational exposure and offspring asthma, applying logistic regression models, clustered by family and adjusted for study centre, offspring sex, parental characteristics (age, asthma onset, place of upbringing, smoking) and grandparents' level of education.

Results: Parental occupational exposure to microorganisms, pesticides, allergens or reactive chemicals pre-conception or both pre- and post-conception was not related to offspring asthma; in general, subgroup analyses confirmed this result. However, maternal exposure both pre- and post-conception to allergens and reactive chemicals was associated with increased odds for early-onset asthma in offspring (0–3 years of age); odds ratio 1.70 (95% CI: 1.02–2.84) and 1.65 (95% CI: 0.98–2.77), respectively.

Conclusions: This study did not find evidence that parental occupational exposure, defined by an asthma JEM before conception only or during pre- and post-conception vs non-exposed, was associated with offspring asthma.

Key words: Epidemiology, asthma, generation study, occupational exposure, air pollutants, occupation, job-exposure matrices

Key Messages

- Parental occupational exposure to microorganisms, pesticides, allergens or reactive chemicals pre-conception or both pre- and post-conception does not seem to have a major impact on offspring asthma.
- Maternal occupational exposure during both pre- and post-conception periods to allergens and reactive chemicals might be associated with an increased risk for early-onset offspring asthma.
- Paternal occupational exposure pre-conception or during both pre- and post-conception periods did not seem to impact the development of asthma in offspring.

Introduction

In the early 1990s, associations were found between low birth weight or preterm birth and increased risk of ischaemic heart disease in adulthood.^{1,2} These findings led to the theory that exposures *in utero* could affect offspring health in adulthood,^{3,4} the Barker Hypothesis,^{1,2} and further developed into the Developmental Origins of Health and Diseases, including the role of early life environmental exposures such as chemicals in the aetiology of adult disease.⁵

During the last 30 years, the incidence of asthma has increased considerably,^{6,7} and asthma is now one of the most common global chronic diseases in children and adolescents.^{6–8} Occupational exposures to e.g. chemical and biological agents are known to affect respiratory health in adult workers,^{9–12} and a substantial number of agents have been linked to occupation-related asthma.¹³ It is estimated that ~15% of adult asthma cases could be prevented if occupational exposures were avoided.¹⁴ A few studies^{15,16}

have also suggested that maternal occupational exposures, for example to low molecular weight agents (from e.g. cleaning agents, hairdressing and dentistry chemicals, wood dust) during pregnancy can pose a risk for asthma in offspring. Furthermore, a recent study using data from the Respiratory Health in Northern Europe (RHINE) study¹⁷ found that paternal pre-conception exposure to occupational welding may influence the risk of asthma among their children born years after this exposure. These results suggest that exposures after the age of 15 years and before conception may constitute a ‘window of susceptibility’ among males to having future offspring with asthma.¹⁷ Evidence from mainly animal studies suggests that pre-conception environmental exposures in males may induce epigenetic alterations or damage sperm DNA, which may later be transferred to the offspring through the male germline.^{18,19}

In this study, we aimed to investigate whether a range of parental occupational exposures influenced the risk of asthma in offspring, relative to the timing of exposure (pre-conception only vs both pre- and post-conception) and parental sex. We hypothesized that parental sex modifies the development of offspring asthma through pre-conception exposures in fathers and around pregnancy in mothers.

Methods

Study population

The study population was adult offspring ≥ 18 years of age from 10 centres who provided self-reported information collected in the RHINESSA generation study ($n = 8204$)—Respiratory Health in Northern Europe, Spain and Australia (www.rhinessa.net). Either the father or the mother (total $n = 6026$) of each offspring in the RHINESSA study had previously participated in the longitudinal European Community Respiratory Health Survey (ECRHS) initiated in 1989–1992 (www.ecrhs.org). The ECRHS was initially conducted to estimate variations in the prevalence of asthma and allergy in young adults in Europe and other parts of the world in a randomized sample of the general population aged 20–44 years. The ECRHS was performed in three stages, and we used the second stage (ECRHS II) which provides information on parents’ previous total job history. A detailed description of the RHINESSA generation study can be found elsewhere.^{20,21}

In this two-generation, population-based cohort study, we used information from the 3985 eligible adult offspring (18–52 years—collected in RHINESSA, 2013–2016) with information on one of their parents, $n = 2931$ (26–54 years—collected in ECRHS II, 1999–2000).

Information about the parents was obtained from parent’s self-reported data and the offspring’s information was obtained from the offspring’s self-reported data. We also obtained information about the educational level of the parents’ parents.

Data collection

For the seven Northern European ECRHS centres [Reykjavik (Iceland), Bergen (Norway), Umeå, Uppsala and Göteborg (Sweden), Aarhus (Denmark) and Tartu (Estonia)], parental information was available from a detailed self-administered questionnaire survey, RHINE II (the RHINE study, www.rhine.nu). Melbourne (Australia) and Huelva and Albacete (Spain) used interviewer-administered questionnaires from ECRHS II. Importantly, offspring information was obtained directly from the offspring themselves and available from the RHINESSA questionnaire. All questionnaires are available online from the study webpages listed above.

Eligibility and exclusion criteria

The eligibility criteria for inclusion were: offspring ≥ 18 years of age when they participated in the RHINESSA study, with a parent who had earlier participated in the ECRHS II/RHINE II. A flowchart of the study population is provided in [Figure 1](#). We excluded 2439 parents and their 3288 offspring due to (i) missing information of job history, (ii) exposures to occupational exposures other than those of interest, (iii) no exposure in the relevant exposure windows, or (iv) missing information about the timing of exposures. Furthermore, 344 offspring and their 168 parents were excluded due to missing information about offspring asthma or the late onset of offspring asthma (>15 years of age) to avoid contamination of data by occupational exposures of offspring. Information on parental educational level was not available for the centres in Melbourne, Huelva and Albacete. To keep these centres in our analysis, we applied two different adjustment models of co-variables, performing analysis both with and without adjustment for educational level. Due to missing co-variables (except parental educational level), we excluded 597 offspring and 488 parents; and due to missing information on parental educational level, we excluded 246 offspring and 165 parents in our fully adjusted model. A comparison of those included in the study vs those excluded is available in [Supplementary Table S1](#), available as [Supplementary data](#) at *IJE* online. Those excluded had a lower educational level and a higher percentage were smokers compared with those included in the study.

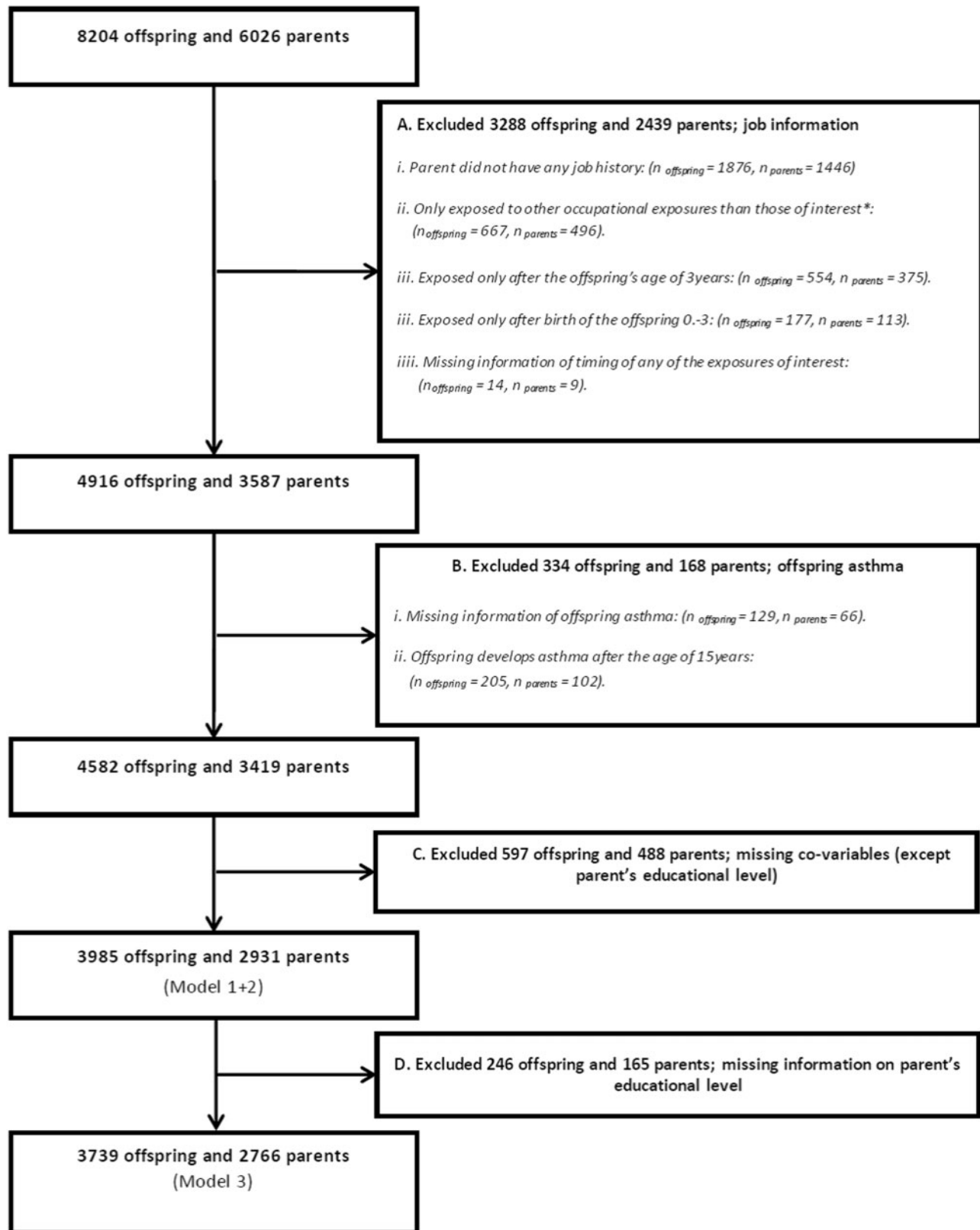


Figure 1 Flowchart of the exclusion process of the study population. Model 1 + 2—full information of study centre, offspring's sex, parent's characteristics (sex, age, asthma onset, place of upbringing and smoking) and grandmother's and grandfather's educational level. Model 3—full information of Model 1 + 2 and parent's educational level. *Occupational exposures of interest: 1, microorganisms (moulds, endotoxin); 2, pesticides (herbicides, insecticides, fungicides); 3, allergens (animals, flour, house dust mites, storage mites, plant mites, enzymes, latex, fish/shellfish); 4, reactive chemicals (high level chemical disinfectants, isocyanates, acrylates, epoxy resins, persulfates/henna, aliphatic amines, bleach).

Parental occupational exposures

The question about parental job history was formulated as:

1. RHINE II—‘List your jobs including branch, your work tasks and the period of employment. Periods shorter than six months need not to be specified. Employment also includes work done by people with their own company.’
2. ECRHSII—‘If employed or self-employed or a full time house-person go to Q28: “Q 28. If you had more than one job in the same company, or if you were doing more than one job at the same time, we would like to talk about them separately. Please start with your current or last job.’

Parental job history was linked to an occupational asthma-specific job-exposure matrix (OAsJEM) to yield information about exposure to 30 specific agents.²² For each of these agents, experts have evaluated exposure for each job code in the International Standard Classification of Occupations, 1988 (ISCO-88). We focused on the 20 most specific agents grouped into four main exposure groups.

1. Microorganisms (molds, endotoxin).
2. Pesticides (herbicides, insecticides, fungicides).
3. Allergens (animals, flour, house dust mites, storage mites, plant mites, enzymes, latex, fish/shellfish).
4. Reactive chemicals (high-level chemical disinfectants, isocyanates, acrylates, epoxy resins, persulfates/henna, aliphatic amines, bleach).

Each of the four groups of agents was dichotomized with respect to exposure (yes/no) for each of the exposure windows investigated: (i) pre-conception only; (ii) both pre- and post-conception; (iii) post-birth only; and (iv) unexposed (the reference group). However, due to the

small sample size of exposed post-birth only ($n = 145$) even before stratification by each exposure category and parent’s sex, post-birth only was not included. In contrast, the-pre conception window included 330 exposed and 51 asthma cases and during both the pre- and post-conception windows combined, 994 were exposed including a total of 147 asthma cases. Occupational exposure pre-conception only was chosen if the employment ended ≥ 2 years before the birth of a parent’s offspring. Occupational exposures during both pre- and post-conception periods were chosen if the parent was exposed both before and after the offspring’s year of birth (Figure 2).

Asthma phenotypes in offspring

Adult offspring themselves provided information in the RHINESSA study on their ever asthma status through the following questions: ‘Do you have or have you ever had asthma?’, and if yes, information about age at asthma onset: ‘How old were you when you first experienced asthma symptoms?’ We included offspring asthma with onset between 0 and 15 years of age as the main outcome, which was further divided into asthma onset between 0 and 3 years (early-onset asthma) and between 4 and 15 years (late-onset asthma).^{23,24} An affirmative answer to the questions: ‘Do you have any nasal allergies including hay fever?’ or ‘Have you ever had eczema or any kind of skin allergy?’ was defined as offspring atopy.

Statistical procedures

Multivariable logistic regression models were applied to estimate the odds ratio (OR) of the association between parental occupational exposure and offspring asthma (onset at 0–15 years of age) using the PROC GENMOD function

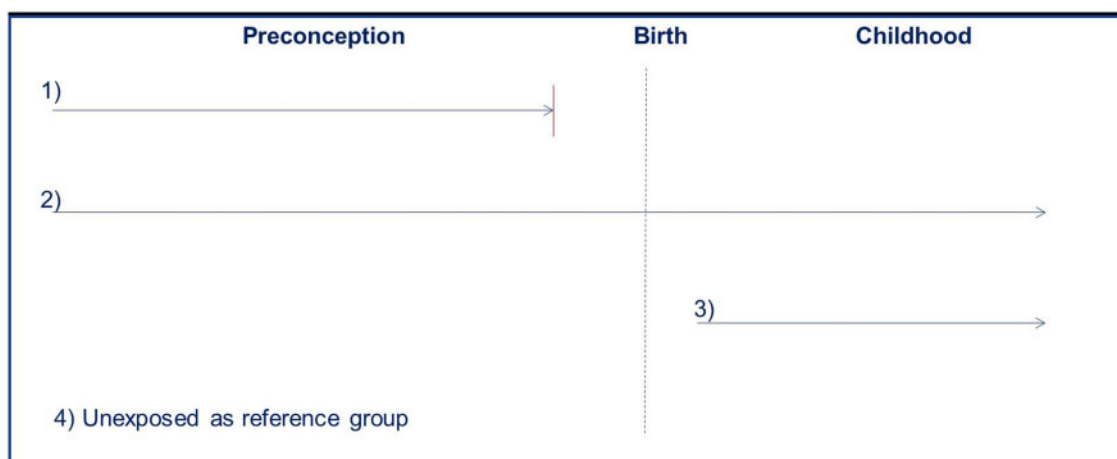


Figure 2 Exposure windows: 1) pre-conception only; 2) both pre- and post-conception; 3) post-birth only (not included due to power issues); 4) unexposed.

in the software package SAS. Each of the four different agent exposure groups was analysed separately. The reference group consisted of working parents not exposed to any of the 30 agents from the OAsJEM.

A priori, it was decided to separate all analyses by sex of the parent, adjust for study centre and include clustering by family to account for multiple offspring (siblings) from the same parent. We identified potential co-variables based on the literature and discussed direction and relationships of co-variables using directed acyclic graphs (DAGs) (Supplementary Figure S1, available as Supplementary data at *IJE* online). To be identified as a confounder in the DAGs, the covariate had to be a risk factor for both exposure and outcome. The following covariates were included as confounders from the DAGs: parent's characteristics (age, early/late asthma onset, place of upbringing, educational level) and educational level of grandparents. Smoking and offspring sex were not considered as confounders according to the DAGs; however, smoking and offspring sex were included as co-variables in accordance with earlier studies.^{17,25–27} We applied the following three models.

- Model 1: Clustered by family and adjusted for centre.
- Model 2: Model 1 and further adjustment for offspring sex, the parent's characteristics (age, early/late asthma onset, place of upbringing and smoking) and educational level of grandparents.
- Model 3: Model 2 and further adjustment for parent's educational level.

In the description of results, we generally referred to Model 2. The significance level was set at a *P*-value of <0.05 (two-sided) and 95% confidence intervals (CIs) were calculated.

A priori, subgroup analyses were included to examine if offspring age at asthma onset, offspring atopy or offspring sex modified the association between parental occupational exposure and risk of offspring asthma. The impact of offspring age on asthma onset was investigated by multinomial logistic regression models (0–3 and 4–15 years of age) using the PROC GEE function in SAS (SAS Institute Inc., Cary, NC, USA). Due to statistical power issues, subgroup analyses were only performed for allergens and chemicals. All statistical analyses were performed using SAS version 14.1.

Results

The baseline characteristics of 3985 offspring, 2931 parents and grandparents are presented in Table 1. Offspring mean age was 30 years [standard deviation (SD) 7.5] when they responded to the questionnaire. A slightly

higher proportion of offspring of exposed parents developed early-onset asthma (4.5%) compared with the offspring of non-exposed parents (3.6%). Parental mean age was 43 years (SD 6.5) when they responded to the questionnaire. More women than men participated, both among offspring (57.0% women) and parents (59.5% women). Exposed parents were more likely to have asthma, have lived on a farm and to have a lower educational level compared with unexposed parents.

Multivariable logistic regression analyses (Table 2) showed no clear associations between parent's occupational exposure and offspring asthma at 0–15 years of age, neither for pre-conception exposures only nor for exposures both pre- and post-conception. These findings were consistent for both fathers and mothers in all four groups of exposure agents. Of note, no results are presented for maternal exposure to microorganisms and pesticides pre-conception only, due to a very low number of exposed individuals.

Subgroup analyses

Subgroup analyses of the age of asthma onset (Table 3) supported the main results (Table 2) with two exceptions. Maternal exposure to allergens during both pre- and post-conception periods was associated with increased odds for early-onset asthma, OR_{Model2} 1.70 (1.02–2.84). Similarly, maternal exposure to chemicals both pre- and post-conception increased the odds for early-onset asthma [OR_{Model2} 1.65 (0.98–2.77)], also seen in Models 1 [(OR 1.87 (1.12–3.13))] and 3 [OR 1.82 (1.06–3.12)]. However, no association was found for maternal allergen or chemical exposures and late-onset asthma, OR_{Model2} 1.03 (0.73–1.45) and OR_{Model2} 1.03 (0.73–1.45), respectively.

The subgroup analyses stratified by offspring allergic status (Table 4) and by offspring sex (Table 5) showed similar results for allergic and non-allergic asthma as well as offspring sex. No results are available for parental exposure to allergens pre-conception only and early-onset asthma due to very few exposed individuals. Similarly, no results are presented for maternal exposure to chemicals pre- and post-conception and early-onset asthma.

Discussion

In this study, parental occupational exposure to microorganisms, pesticides, allergens or reactive chemicals pre-conception only as well as both pre- and post-conception did not show clear associations with offspring development of childhood asthma. In general, subgroup analyses by age of asthma onset, offspring atopic status and offspring sex confirmed the negative finding except for an increased

Table 1 Characteristics of offspring, parents and grandparents by parents exposed to either microorganisms, pesticides, allergens and/or chemicals or non-exposed

	Exposed		Non-exposed		Total	
Offspring, <i>n</i>	1324		2661		3985	
Female, <i>n</i> (%)	743	(56.1)	1528	(57.4)	2271	(57.0)
Age at data collection mean, SD	28.5	(6.7)	30.3	(7.7)	29.7	(7.5)
Asthma 0–15 years, <i>n</i> (%)	198	(15.0)	377	(14.2)	575	(14.4)
Asthma onset 0–3 years, <i>n</i> (%)	59	(4.5)	97	(3.6)	156	(3.9)
Asthma onset 4–15 years, <i>n</i> (%)	139	(10.5)	280	(10.5)	419	(10.5)
Allergy, <i>n</i> (%)	748	(56.5)	1535	(57.7)	2283	(57.3)
Centre						
Aarhus, <i>n</i> (%)	80	(6.0)	239	(9.0)	319	(8.0)
Albacete, <i>n</i> (%) ^a	<5	(<0.4)	<25	(<0.9)	<30	(<0.8)
Huelva, <i>n</i> (%) ^a	<5	(<0.4)	<15	(<0.6)	<20	(<0.5)
Reykjavik, <i>n</i> (%)	134	(10.1)	399	(15.0)	533	(13.4)
Bergen, <i>n</i> (%)	206	(15.6)	581	(21.8)	787	(19.7)
Gothenburg, <i>n</i> (%)	83	(6.3)	204	(7.7)	287	(7.2)
Umea, <i>n</i> (%)	422	(31.9)	397	(14.9)	819	(20.6)
Uppsala, <i>n</i> (%)	327	(24.7)	529	(19.9)	856	(21.5)
Melbourne, <i>n</i> (%)	6	(0.5)	117	(4.4)	123	(3.1)
Tartu, <i>n</i> (%)	57	(4.3)	155	(5.8)	212	(5.3)
Parents, <i>n</i>	995		1936		2931	
Female	572	(57.5)	1065	(55.0)	1637	(55.9)
Age at data collection mean, SD	42.4	(6.6)	43.8	(6.4)	43.3	(6.5)
Asthma <10 years, <i>n</i> (%)	40	(4.0)	68	(3.5)	108	(3.7)
Asthma >10 years, <i>n</i> (%)	81	(8.1)	149	(7.7)	230	(7.8)
Place of upbringing, <i>n</i> (%)						
Farm	240	(24.1)	315	(16.3)	555	(18.9)
Village, small town, suburb of city	656	(65.9)	1317	(68.0)	1973	(67.3)
Inner city	99	(9.9)	304	(15.7)	403	(13.7)
Educational level ^b						
Primary, <i>n</i> (%)	112	(11.6)	173	(9.6)	285	(10.3)
Secondary, <i>n</i> (%)	411	(42.5)	637	(35.4)	1048	(37.9)
University/College, <i>n</i> (%)	445	(46.0)	988	(54.9)	1433	(51.8)
Smokers, <i>n</i> (%)	510	(51.3)	1015	(52.4)	1525	(52.0)
Centre						
Aarhus, <i>n</i> (%)	66	(6.6)	192	(9.9)	258	(8.8)
Albacete, <i>n</i> (%) ^a	<5	(<0.5)	<20	(<1.0)	<25	(<0.9)
Huelva, <i>n</i> (%) ^a	<5	(<0.5)	<10	(<0.5)	<15	(<0.5)
Reykjavik, <i>n</i> (%)	112	(11.3)	306	(15.8)	418	(14.3)
Bergen, <i>n</i> (%)	149	(15.0)	405	(20.9)	554	(18.9)
Gothenburg, <i>n</i> (%)	66	(6.6)	153	(7.9)	219	(7.5)
Umea, <i>n</i> (%)	304	(30.6)	276	(14.3)	580	(19.8)
Uppsala, <i>n</i> (%)	236	(23.7)	380	(19.6)	616	(21.0)
Melbourne, <i>n</i> (%)	6	(0.6)	69	(3.6)	75	(2.6)
Tartu, <i>n</i> (%)	49	(4.9)	131	(6.8)	180	(6.1)
Grandmothers, <i>n</i>	995		1936		2931	
Educational level						
Primary, <i>n</i> (%)	692	(69.5)	1287	(66.5)	1979	(67.5)
Secondary, <i>n</i> (%)	216	(21.7)	470	(24.3)	686	(23.4)
University/College, <i>n</i> (%)	87	(8.7)	179	(9.2)	266	(9.1)
Grandfathers, <i>n</i>	995		1936		2931	
Educational level						
Primary, <i>n</i> (%)	584	(58.7)	1019	(52.6)	1603	(54.7)
Secondary, <i>n</i> (%)	271	(27.2)	579	(29.9)	850	(29.0)
University/College, <i>n</i> (%)	140	(14.1)	338	(17.5)	478	(16.3)

^aDue to data security, i.e. the European Data Protection Regulation, we are not allowed to show results based on microdata (<5 persons); data are available on request for authorized research units.^bEducational level, missing: exposed *n* = 27, non-exposed *n* = 138, total *n* = 165.

Table 2 Multivariable logistic regression analyses clustering by family of paternal or maternal occupational exposure in relation to asthma in offspring (0–15 years)

	<i>n</i>	Asthma, %	OR _{Model1} ^a	95 % CI	OR _{Model2} ^b	95 % CI	OR _{Model3} ^c	95 % CI
Microorganisms								
Fathers								
Unexposed	1216	15.5	1.00		1.00		1.00	
Exposed pre-conception only	40	20.0	1.22	(0.52; 2.86)	1.19	(0.49; 2.90)	1.26	(0.53; 3.01)
Exposed both pre- and post-conception	109	11.0	0.57	(0.28; 1.13)	0.53	(0.26; 1.06)	0.61	(0.30; 1.24)
Mothers								
Unexposed	1445	13.0	1.00		1.00		1.00	
Exposed pre-conception only ^d	18	0.0	–		–		–	
Exposed both pre- and post-conception	31	12.9	0.96	(0.36; 2.60)	0.66	(0.26; 1.64)	0.56	(0.21; 1.4)
Pesticides								
Fathers								
Unexposed	1216	15.5	1.00		1.00		1.00	
Exposed pre-conception only	51	17.6	1.12	(0.49; 2.55)	1.09	(0.46; 2.54)	1.13	(0.48; 2.65)
Exposed both pre- and post-conception	126	13.5	0.72	(0.39; 1.30)	0.67	(0.37; 1.22)	0.74	(0.40; 1.37)
Mothers								
Unexposed	1445	13.0	1.00		1.00		1.00	
Exposed pre-conception only ^d	16	0.0	–		–		–	
Exposed both pre- and post-conception	32	9.4	0.77	(0.24; 2.42)	0.56	(0.19; 1.69)	0.46	(0.14; 1.51)
Allergens								
Fathers								
Unexposed	1216	15.5	1.00		1.00		1.00	
Exposed pre-conception only	76	10.5	0.70	(0.31; 1.59)	0.66	(0.29; 1.51)	0.67	(0.29; 1.59)
Exposed both pre- and post-conception	235	12.8	0.78	(0.50; 1.23)	0.77	(0.48; 1.21)	0.83	(0.52; 1.31)
Mothers								
Unexposed	1445	13.0	1.00		1.00		1.00	
Exposed pre-conception only	118	17.8	1.36	(0.79; 2.31)	1.04	(0.59; 1.83)	0.96	(0.54; 1.70)
Exposed both pre- and post-conception	523	16.3	1.26	(0.95; 1.69)	1.15	(0.85; 1.54)	1.16	(0.85; 1.57)
Chemicals								
Fathers								
Unexposed	1216	15.5	1.00		1.00		1.00	
Exposed pre-conception only	116	15.5	1.09	(0.65; 1.85)	0.98	(0.58; 1.66)	0.98	(0.55; 1.66)
Exposed both pre- and post-conception	300	14.0	0.88	(0.60; 1.31)	0.85	(0.57; 1.26)	0.86	(0.57; 1.29)
Mothers								
Unexposed	1445	13.0	1.00		1.00		1.00	
Exposed pre-conception only	112	18.8	1.49	(0.88; 2.54)	1.20	(0.69; 2.11)	1.11	(0.63; 1.95)
Exposed both pre- and post-conception	520	16.3	1.26	(0.94; 1.68)	1.17	(0.87; 1.57)	1.18	(0.87; 1.61)

^aOR_{Model1} cluster by family, adjusted for study center.

^bOR_{Model2} cluster by family, adjusted for study center, offspring's sex and parent's characteristic (age, asthma before the age of 10 years, asthma after the age of 10 years, place of upbringing, and smoking) as well as grandmother and grandfathers educational level.

^cOR_{Model3} cluster by family, same adjustment as OR_{Model2} + parent's educational level.

^dThe category was included in the model, but due to very few exposed individuals, the result is not presented. Due to data security, i.e. the European Data Protection Regulation, we are not allowed to show results based on microdata (<5 persons). Data are available on request for authorized research units.

odds for early-onset offspring asthma in the case of maternal pre- and post-conception exposure to allergens and chemicals.

Comparison with other studies

Maternal occupational exposure and offspring asthma

We did not identify any other studies investigating pre-conception occupational exposure in mothers, but

maternal exposure to occupational factors during pregnancy has been reported to be related to offspring asthma in previous studies. Christensen *et al.* found that combined intrauterine and postnatal occupational exposure to low molecular weight agents, but not high molecular weight agents, might be related to asthma in 7-year-old children.¹⁵

We did find associations between mothers exposed to allergens both pre- and post-conception, though only for early-onset asthma (0–3 years). Christensen *et al.* did not

Table 3 Multivariable logistic regression analyses clustering by family of paternal or maternal occupational exposure in relation to asthma in offspring; sensitivity analyses of age at asthma onset (0–3 years and 4–15 years)

	<i>n</i>	Asthma, %	OR _{Model1} ^a	95 % CI	OR _{Model2} ^b	95 % CI	OR _{Model3} ^c	95 % CI
Allergens—fathers								
Asthma 0–3 years								
Unexposed	1216	4	1.00		1.00		1.00	
Exposed pre-conception only ^d	76	<7	–		–		–	
Exposed both pre- and post-conception	235	3.8	0.93	(0.43; 2.01)	0.77	(0.34; 1.78)	0.88	0.39; 1.99
Asthma 4–15 years								
Unexposed	1216	11.1	1.00		1.00		1.00	
Exposed pre-conception only	76	6.6	0.60	(0.21; 1.78)	0.59	(0.20; 1.76)	0.61	0.21; 1.81
Exposed both pre- and post-conception	235	8.9	0.73	(0.43; 1.24)	0.74	(0.44; 1.26)	0.79	0.46; 1.36
Allergens—mothers								
Asthma 0–3 years								
Unexposed	1445	3.0	1.00		1.00		1.00	
Exposed pre-conception only ^d	118	<5	–		–		–	
Exposed both pre- and post-conception	523	5.4	1.99	(1.20; 3.30)	1.70	(1.02; 2.84)	1.85	1.08; 3.15
Asthma 4–15 years								
Unexposed	1445	10.0	1.00		1.00		1.00	
Exposed pre-conception only	118	16.1	1.55	(0.89; 2.69)	1.21	(0.69; 2.14)	1.07	0.60; 1.90
Exposed both pre- and post-conception	523	10.9	1.07	(0.76; 1.49)	0.99	(0.70; 1.40)	0.98	0.69; 1.40
Chemicals—fathers								
Asthma 0–3 years								
Unexposed	1216	4.4	1.00		1.00		1.00	
Exposed pre-conception only	116	6.9	1.90	(0.85; 4.26)	1.37	(0.57; 3.28)	1.35	0.54; 3.36
Exposed both pre- and post-conception	300	3.7	0.94	(0.46; 1.89)	0.77	(0.35; 1.68)	0.65	0.29; 1.47
Asthma 4–15 years								
Unexposed	1216	11.1	1.00		1.00		1.00	
Exposed pre-conception only	116	8.6	0.81	(0.41; 1.61)	0.80	(0.41; 1.55)	0.75	0.37; 1.52
Exposed both pre- and post-conception	300	10.3	0.87	(0.55; 1.37)	0.86	(0.55; 1.37)	0.92	0.58; 1.47
Chemicals—mothers								
Asthma 0–3 years								
Unexposed	1445	3.0	1.00		1.00		1.00	
Exposed pre-conception only ^d	112	<5	–		–		–	
Exposed both pre- and post-conception	520	5.2	1.87	(1.12; 3.13)	1.65	(0.98; 2.77)	1.82	1.06; 3.12
Asthma 4–15 years								
Unexposed	1445	10.0	1.00		1.00		1.00	
Exposed pre-conception only	112	16.1	1.62	(0.93; 2.84)	1.34	(0.76; 2.36)	1.18	0.67; 2.09
Exposed both pre- and post-conception	520	11.2	1.09	(0.78; 1.52)	1.03	(0.73; 1.45)	1.03	0.72; 1.46

^aOR_{Model1} cluster by family, adjusted for study center.

^bOR_{Model2} cluster by family, adjusted for study center, and parent's characteristic (age, asthma before the age of 10 years, asthma after the age of 10 years, place of upbringing, and smoking) as well as grandmother and grandfathers educational level.

^cOR_{Model3} cluster by family, same adjustment as OR_{Model2} + parent's educational level.

^dThe category was included in the model, but due to very few exposed individuals, the result is not presented. Due to data security, i.e. the European Data Protection Regulation, we are not allowed to show results based on microdata (<5 persons). Data are available on request for authorized research units.

distinguish between age at asthma onset and included only children up to the age of 7 years.¹⁵

Tagiyeva *et al.* found that maternal antenatal occupational exposure to latex and biocides/fungicides was associated with an increased likelihood of asthma in 7-year-old children.²⁸ However, no effect was seen after adjustment for postnatal exposures, indicating that the main effect could be due to the 'carry-home' effect. We wanted to include an exposure window for those only exposed after the

birth of the offspring to compare with the window of those exposed both pre- and post-conception to examine possible carry-home effects. Unfortunately, we did not have sufficient statistical power to do this in the post-birth exposure window as we a priori used a cut-off point at age 3 years of the offspring to minimize the risk of offspring developing asthma before the parent was occupationally exposed. We had too few cases to produce firm results for the exposure window pre-conception only for pesticides and

Table 4 Multivariable logistic regression analyses clustering by family of paternal or maternal occupational exposure in relation to asthma in their offspring (0–15 years); subgroup analysis by allergic and non-allergic offspring

	<i>n</i>	Asthma, %	OR _{Model1} ^a	95 % CI	OR _{Model2} ^b	95 % CI	OR _{Model3} ^c	95 % CI
Allergens—fathers								
Asthma 0–15 years atopic								
Unexposed	684	20.5	1.00		1.00		1.00	
Exposed pre-conception only	51	13.7	0.72	(0.30; 1.74)	0.72	(0.29; 1.78)	0.74	(0.30; 1.80)
Exposed both pre- and post-conception	129	16.3	0.70	(0.40; 1.22)	0.74	(0.42; 1.29)	0.83	(0.48; 1.45)
Asthma 0–15 years non-atopic								
Unexposed	532	9.2	1.00		1.00		1.00	
Exposed pre-conception only ^d	-	4.0	-		-		-	
Exposed both pre- and post-conception	106	8.5	0.89	(0.39; 1.99)	0.79	(0.34; 1.81)	0.81	(0.36; 1.82)
Allergens—mothers								
Asthma 0–15 years atopic								
Unexposed	851	16.8	1.00		1.00		1.00	
Exposed pre-conception only	66	24.2	1.48	(0.79; 2.77)	1.28	(0.69; 2.38)	1.15	(0.62; 2.15)
Exposed both pre- and post-conception	292	21.6	1.32	(0.93; 1.87)	1.18	(0.82; 1.71)	1.19	(0.82; 1.75)
Asthma 0–15 years non-atopic								
Unexposed	594	7.6	1.00		1.00		1.00	
Exposed pre-conception only	52	9.6	1.29	(0.48; 3.45)	0.79	(0.27; 2.32)	0.82	(0.28; 2.40)
Exposed both pre- and post-conception	231	9.5	1.34	(0.77; 2.35)	1.21	(0.69; 2.13)	1.25	(0.70; 2.20)
Chemicals—fathers								
Asthma 0–15 years atopic								
Unexposed	684	20.5	1.00		1.00		1.00	
Exposed pre-conception only	77	18.2	1.04	(0.58; 1.87)	1.01	(0.55; 1.85)	0.98	(0.52; 1.81)
Exposed both pre- and post-conception	175	17.7	0.82	(0.51; 1.30)	0.81	(0.50; 1.29)	0.82	(0.51; 1.33)
Asthma 0–15 years non-atopic								
Unexposed	532	9.2	1.00		1.00		1.00	
Exposed pre-conception only ^d	-	10.3	-		-		-	
Exposed both pre- and post-conception	125	8.8	0.91	(0.44; 1.92)	0.80	(0.37; 1.71)	0.79	(0.36; 1.75)
Chemicals—mothers								
Asthma 0–15 years atopic								
Unexposed	851	16.8	1.00		1.00		1.00	
Exposed pre-conception only	63	25.4	1.58	(0.85; 2.93)	1.45	(0.79; 2.67)	1.31	(0.71; 2.42)
Exposed both pre- and post-conception	291	22.0	1.35	(0.95; 1.92)	1.24	(0.86; 1.79)	1.25	(0.85; 1.83)
Asthma 0–15 years non-atopic								
Unexposed	549	8.2	1.00		1.00		1.00	
Exposed pre-conception only	44	11.4	1.45	(0.54; 3.86)	0.95	(0.33; 2.79)	0.94	(0.32; 2.74)
Exposed both pre- and post-conception	208	10.1	1.24	(0.71; 2.19)	1.14	(0.65; 2.01)	1.18	(0.66; 2.09)

^aOR_{Model1} cluster by family, adjusted for study centre.

^bOR_{Model2} cluster by family, adjusted for study center, and parent's characteristic (age, asthma before the age of 10 years, asthma after the age of 10 years, place of upbringing and smoking) as well as grandmother and grandfathers educational level.

^cOR_{Model3} cluster by family, same adjustment as OR_{Model2} + parent's educational level.

^dThe category was included in the model, but due to very few exposed individuals, the result is not presented. Due to data security, i.e. the European Data Protection Regulation, we are not allowed to show results based on microdata (<5 persons); data are available on request for authorized research units.

microorganisms; the results for allergens and chemicals did not reveal any clear results for offspring asthma. Due to data security, i.e. the European Data Protection Regulation, we are not allowed to show results based on microdata (<5 persons). Data are available on request for authorized research units. Magnusson *et al.* found that some maternal jobs (e.g. engineering technicians, social workers and librarians) during pregnancy were associated

with an elevated risk of asthma in their children (14–18 years old).¹⁶

In agreement with other studies,^{29,30} Svanes *et al.* reported that among parents of 24 168 offspring from the RHINE study,¹⁷ there was an increased early onset of offspring asthma if mothers smoked around pregnancy. This is in line with our findings for maternal occupational exposure to reactive chemicals during both pre- and

Table 5 Multivariable logistic regression analyses clustering by family of paternal or maternal occupational exposure in relation to asthma in their offspring (0–15 years); subgroup analysis by offspring sex

	<i>n</i>	Asthma, %	OR _{Model1} ^a	95 % CI	OR _{Model2} ^b	95 % CI	OR _{Model3} ^c	95 % CI
Allergens—fathers								
Asthma 0–15 years—boys								
Unexposed	519	15.4	1.00		1.00		1.00	
Exposed pre-conception only	39	12.8	0.90	(0.34; 2.37)	0.74	(0.28; 1.96)	0.80	(0.31; 2.04)
Exposed both pre- and post-conception	102	14.7	0.94	(0.48; 1.82)	0.82	(0.42; 1.59)	0.95	(0.49; 1.84)
Asthma 0–15 years—girls								
Unexposed	697	15.6	1.00		1.00		1.00	
Exposed pre-conception only ^d	-	8.1	-		-		-	
Exposed both pre- and post-conception	133	11.3	0.66	(0.35; 1.23)	0.67	(0.35; 1.27)	0.71	(0.37; 1.35)
Allergens—mothers								
Asthma 0–15 years—boys								
Unexposed	614	14.0	1.00		1.00		1.00	
Exposed pre-conception only	51	17.6	1.36	(0.63; 2.96)	1.05	(0.46; 2.37)	0.98	(0.43; 2.22)
Exposed both pre- and post-conception	224	15.2	1.15	(0.75; 1.77)	1.03	(0.66; 1.61)	0.98	(0.62; 1.56)
Asthma 0–15 years—girls								
Unexposed	831	12.3	1.00		1.00		1.00	
Exposed pre-conception only	67	17.9	1.37	(0.64; 2.94)	1.05	(0.48; 2.31)	0.94	(0.42; 2.11)
Exposed both pre- and post-conception	299	17.1	1.38	(0.92; 2.06)	1.23	(0.81; 1.86)	1.29	(0.84; 1.97)
Chemicals—fathers								
Asthma 0–15 years—boys								
Unexposed	519	15.4	1.00		1.00		1.00	
Exposed pre-conception only	57	14.0	0.97	(0.44; 2.11)	0.81	(0.36; 1.78)	0.83	(0.37; 1.87)
Exposed both pre- and post-conception	135	13.3	0.82	(0.46; 1.48)	0.74	(0.41; 1.33)	0.76	(0.42; 1.40)
Asthma 0–15 years—girls								
Unexposed	697	15.6	1.00		1.00		1.00	
Exposed pre-conception only	59	16.9	1.17	(0.56; 2.43)	1.11	(0.54; 2.28)	1.05	(0.48; 2.27)
Exposed both pre- and post-conception	165	14.5	0.96	(0.57; 1.61)	0.94	(0.55; 1.59)	0.94	(0.55; 1.62)
Chemicals—mothers								
Asthma 0–15 years—boys								
Unexposed	614	14.0	1.00		1.00		1.00	
Exposed pre-conception only	50	20.0	1.61	(0.77; 3.36)	1.27	(0.59; 2.73)	1.24	(0.58; 2.68)
Exposed both pre- and post-conception	231	16.5	1.25	(0.82; 1.90)	1.15	(0.74; 1.79)	1.12	(0.71; 1.76)
Asthma 0–15 years—girls								
Unexposed	831	12.3	1.00		1.00		1.00	
Exposed pre-conception only	62	17.7	1.38	(0.63; 3.06)	1.11	(0.49; 2.54)	0.97	(0.42; 2.22)
Exposed both pre- and post-conception	289	16.3	1.28	(0.86; 1.93)	1.16	(0.76; 1.76)	1.20	(0.78; 1.87)

^aOR_{Model1} cluster by family, adjusted for study center.

^bOR_{Model2} cluster by family, adjusted for study center, and parent's characteristic (age, asthma before the age of 10 years, asthma after the age of 10 years, place of upbringing and smoking) as well as grandmother and grandfathers educational level.

^cOR_{Model3} cluster by family, same adjustment as OR_{Model2} + parent's educational level.

^dThe category was included in the model, but due to very few exposed individuals, the result is not presented. Due to data security, i.e. the European Data Protection Regulation, we are not allowed to show results based on microdata (<5 persons). Data are available on request for authorized research units.

post-conception periods related to early-onset asthma in offspring. The parents in our study constitute a subpopulation of the larger study population used by Svanes *et al.* However, we obtained information directly from the offspring of the parents themselves in the RHINESSA study. Similar to Svanes *et al.*,¹⁷ we did not find a clear association for mothers only exposed pre-conception in the main analysis. These findings should be interpreted with caution as we had too few cases to produce firm results for the

exposure window pre-conception only in relation to early-onset asthma.

Paternal occupational exposure and offspring asthma

We did not find any associations between paternal occupational exposure and offspring asthma. In comparison, Svanes *et al.*¹⁷ suggested that paternal occupational exposure to welding as well as smoking increased the risk of asthma in offspring if exposed to welding pre-conception.

The association was found for only non-allergic asthma with an onset before the age of 10 years, suggesting effects on children's lung function rather than allergy-related outcomes.¹⁷ Similarly, Accordini *et al.* in a study of 1964 fathers participating in the ECRHS study reported that paternal smoking during early puberty was associated with a higher risk of non-allergic offspring asthma.²⁵

Males are suggested to have three possible vulnerability windows in sperm development: *in utero*, before completion of puberty and post-puberty (reproductive cycle), where the pre-puberty window is suggested to be the most vulnerable.^{17–19} Even though we included parent job history throughout their working life, it is most likely that they entered the labour market after their pre-puberty years. In contrast, the germ cells in women are believed to be more vulnerable during the period around pregnancy.¹⁷ This could explain why we find an effect of pre- and post-conceptional exposure and early-onset offspring asthma in mothers but not for fathers. Epigenetic research on exposure effects across generations is novel and sparse. Environmental exposures could potentially affect the development of germ cells in a fetus, which could directly affect one or two generations, referred to as intergenerational inheritance.³¹ The intergenerational inheritance of epigenetic information is, though, far from understood.

Strengths and limitations

To our knowledge, this is the first study to investigate the association between multiple parental occupational exposures pre-conception and offspring risk of childhood asthma. An important strength of this study is that information about parental occupational exposure was collected independently and before the offsprings' report of their asthma status.

Several limitations also need to be considered. Parental job information of the parent who did not participate in the study is lacking. Even if there was a tendency towards couples being more likely to have the same type of job, the associations found in mothers are unlikely to be explained by their partner's exposure, as we did not observe associations for paternal exposure; however, the true contrast between the sexes of the parents could be larger than observed.

Even though the study design was prospective, questionnaire data were collected retrospectively and recall bias could have been introduced. Parents' total employment history could thus be incomplete but it is unlikely that this would be different between exposed and unexposed parents. The use of the OAsJEM will leave out the risk of recall bias concerning exposure to specific agents at their

jobs, as these are based on expert evaluations. However, the OAsJEM introduces non-differential misclassifications, as the job titles only constitute a proxy for the exposure to specific agent exposures. It is, therefore, uncertain whether the individual parents were exposed to the agents for which they were chosen. Hence, parents could have been exposed to agents other than those included in the OAsJEM. Even though we excluded all individuals exposed to any of the 30 other occupational asthma-specific agents from the reference group, other (non-occupational) exposures could have constituted a risk factor for the development of asthma, which may have contaminated the reference group data. However, it is unlikely that the findings are due to exposure misclassification of the JEMs. JEM-based exposure assessment is mainly affected by the Berkson error, which results in nearly unbiased effect estimates at the expense of loss of statistical power.³² We did not include measurements of air pollution, which is suspected to be a risk factor for childhood asthma³³ and this might have influenced the associations. However, adjustment for various possible confounders including place of upbringing, parental smoking as well as parental and grandparents' highest educational level did not substantially alter the associations. However, we cannot rule out residual confounding. We used complete case analysis to deal with missing data, which potentially could have under- or over-estimated the effect.³⁴

Asthma is a heterogenetic disorder with multiple phenotypes where age at asthma onset may define some of the heterogeneity. We included offspring with asthma onset at 0–15 years of age, which was further divided into onset between 0–3 years (early-onset asthma) and 4–15 years (late-onset asthma) to account for possible different underlying mechanisms for different phenotypes.³⁵ As asthma and age at asthma onset were assessed based on adult offsprings' self-report, recall bias could have led to misclassification. Svanes *et al.*¹⁷ found smoking and welding pre-conception to be associated with an increased risk of only non-allergic early-onset asthma. Due to the few available cases, it was not feasible to stratify the early-onset groups of asthma into atopic status or sex of the offspring. We cannot rule out that having allergic offspring in the analysis would have biased the association towards the null. However, no clear associations were seen in the main analyses of childhood asthma between 0 and 15 years of age, and similar results were seen in the main analysis among atopic and non-atopic children. As an isolated finding, maternal occupational exposure to allergens and reactive chemicals during the pre- and post-conception period was associated with increased odds of early-onset offspring asthma. Although this finding is not supported by the other analyses and could be a result of multiple comparisons, it holds

some biological plausibility and could be considered as hypothesis-generating to be further investigated in animal or observational studies. Current results should be interpreted and generalized with caution until further studies are conducted.

Conclusion

In conclusion, we did not find evidence to support the impact of only pre-conception or both pre-and post-conception parental occupational exposure measured by JEMs on childhood asthma in offspring in this study.

Ethics approval and consent to participate

The study was approved by regional committees of medical research ethics in each study centre according to national legislation. Furthermore, informed consent was obtained from each participant in all study centres. For a list of ethics committees and numbers for each centre, please see www.rhinessa.net.

Availability of data and material

The dataset is held and managed by the RHINESSA coordinating centre at the Department of Occupational Medicine, Haukeland University Hospital, Bergen, Norway. Data cannot be made freely available as they are subject to Norwegian Data Protection regulations, but de-identified data can be made available to researchers upon request. Requests for data can be sent to the principal investigator of RHINESSA: C.S., cecilie.svanes@med.uib.no.

Supplementary Data

Supplementary data are available at *IJE* online

Funding

This work was supported by funding from The Faculty of Health, Aarhus University, Denmark [Project No. 240008], The Wood Dust Foundation [Project No. 444508795], The Danish Lung Association, the Swedish Heart and Lung Foundation, the Swedish Association Against Asthma and Allergy, the Swedish Association against Heart and Lung Disease, the Swedish Council for Working Life and Social Research, The Bror Hjerpstedt Foundation, The Vårdal Foundation for Health Care and Allergic Research, The Norwegian Research Council [project 135773/33], The Norwegian Asthma and Allergy Association, HelseVest Norway [Grant no. 911 631], NFR [Grant no. 214123, 230827/F20, 228174], The University of Iceland Research Fund, The Icelandic GP's Research Fund, The Estonian Science Foundation [Grant No. 4350], The Estonian Research Council [Grant no. PUT562], the Australian National Health Medical Research Council, Melbourne University,

Sociedad Española de Neumología y Cirugía Torácica, SEPAR Spain and Horizon2020 PHC1 [Grant no. 633212]. For more information, please see www.rhinessa.net. V.S. and C.S. are members of the COST BM1201 network. K.P. received a PhD scholarship from Aarhus University and the Danish Working Environment Research Fund, Denmark [Grant no. 17–2015–09/20150067134]. X.L. is supported by the Danish Council for Independent Research [Project No. DFF-5053-00156B].

Author Contributions

K.P.: principal author, conception and design of the work, statistical analysis, interpretation of data, drafting the manuscript. All other authors: conception and design of the work, acquisition and interpretation of data and revision of the manuscript for important intellectual content. All authors approved the final version.

Conflict of Interest

None declared.

References

1. Barker DJ. The fetal and infant origins of adult disease. *BMJ* 1990;301:1111.
2. Barker DJP, Osmond C, Winter PD, Margetts B, Simmonds SJ. Weight in infancy and death from ischaemic heart disease. *Lancet* 1989;334:577–80.
3. Kyle UG, Pichard C. The Dutch Famine of 1944-1945: a pathophysiological model of long-term consequences of wasting disease. *Curr Opin Clin Nutr Metab Care* 2006;9:388–94.
4. Painter RC, Roseboom TJ, Bleker OP. Prenatal exposure to the Dutch famine and disease in later life: an overview. *Reprod Toxicol* 2005;20:345–52.
5. Barouki R, Gluckman PD, Grandjean P, Hanson M, Heindel JJ. Developmental origins of non-communicable disease: implications for research and public health. *Environ Health* 2012;11:42.
6. Asher I, Pearce N. Global burden of asthma among children. *Int J Tuberc Lung Dis* 2014;18:1269–278.
7. Masoli M, Fabian D, Holt S, Beasley R. The global burden of asthma: executive summary of the GINA Dissemination Committee Report. *Allergy* 2004;59:469–78.
8. Global Initiative for Asthma. (*NEW) 2017 GINA Report: Global Strategy for Asthma Management and Prevention [Internet]. 2017. <http://ginasthma.org/2017-gina-report-global-strategy-for-asthma-management-and-prevention/> (5 February 2018, date last accessed).
9. Alif SM, Dharmage SC, Bowatte G *et al*. Occupational exposure and risk of chronic obstructive pulmonary disease: a systematic review and meta-analysis. *Expert Rev Respir Med* 2016;10:861–72.
10. Alif SM, Dharmage SC, Benke G *et al*. Occupational exposure to pesticides are associated with fixed airflow obstruction in middle-age. *Thorax* 2017;72:990–97.
11. Lau A, Tarlo SM. Update on the management of occupational asthma and work-exacerbated asthma. *Allergy Asthma Immunol Res* 2018;11:188–200.

12. Sadhra S, Kurmi OP, Sadhra SS, Lam KBH, Ayres JG. Occupational COPD and job exposure matrices: a systematic review and meta-analysis. *COPD* 2017; **12**:725–34.
13. Baur X, Bakehe P. Allergens causing occupational asthma: an evidence-based evaluation of the literature. *Int Arch Occup Environ Health* 2014; **87**:339–63.
14. Bardana EJ. Occupational asthma. *J Allergy Clin Immunol* 2008; **121**(2, Supplement 2):S408–411.
15. Christensen BH, Thulstrup AM, Hougaard KS *et al*. Maternal occupational exposure to asthrogens during pregnancy and risk of asthma in 7-year-old children: a cohort study. *BMJ Open* 2013; **3**:e002401.
16. Magnusson LL, Wennborg H, Bonde JP, Olsen J. Wheezing, asthma, hay fever, and atopic eczema in relation to maternal occupations in pregnancy. *Occup Environ Med* 2006 Sep; **63**:640–46.
17. Svanes C, Koplin J, Skulstad SM *et al*. Father's environment before conception and asthma risk in his children: a multi-generation analysis of the Respiratory Health in Northern Europe study. *Int J Epidemiol* 2017; **46**:235–45.
18. Mima M, Greenwald D, Ohlander S. Environmental Toxins and Male Fertility. *Curr Urol Rep* 2018; **19**:50.
19. Soubry A, Hoyo C, Jirtle RL, Murphy SK. A paternal environmental legacy: Evidence for epigenetic inheritance through the male germ line. *Bioessays* 2014; **36**:359–71.
20. Kuiper IN, Svanes C, Benediktsdottir B *et al*. Agreement in reporting of asthma by parents or offspring—the RHINESSA generation study. *BMC Pulm Med* 2018; **18**:122.
21. Pape K, Svanes C, Malinowski A *et al*. Agreement of offspring-reported parental smoking status: the RHINESSA generation study. *BMC Public Health* 2019; **19**:1–9. <https://www.ncbi.nlm.nih.gov/pmc/articles/PMC6341700/>
22. Moual NL, Zock J-P, Dumas O *et al*. Update of an occupational asthma-specific job exposure matrix to assess exposure to 30 specific agents. *Occup Environ Med* 2018; **75**:507–14.
23. Liu X, Olsen J, Agerbo E, Yuan W, Sigsgaard T, Li J. Prenatal stress and childhood asthma in the offspring: role of age at onset. *Eur J Public Health* 2015; **25**:1042–046.
24. Liu X, Madsen KP, Sejbaek CS *et al*. Risk of childhood asthma following prenatal exposure to negative life events and job stressors: a nationwide register-based study in Denmark. *Scand J Work Environ Health* 2019; **45**:174–82.
25. Accordini S, Calciano L, Johannessen A *et al*. A three-generation study on the association of tobacco smoking with asthma. *Int J Epidemiol* 2018; **47**:1106–117.
26. Bråbäck L, Lodge CJ, Lowe AJ, Dharmage SC, Olsson D, Forsberg B. Childhood asthma and smoking exposures before conception: a three-generational cohort study. *Pediatr Allergy Immunol* 2018; **29**:361–68.
27. Lee A, Mathilda Chiu Y-H, Rosa MJ *et al*. Prenatal and postnatal stress and asthma in children: temporal- and sex-specific associations. *J Allergy Clin Immunol* 2016; **138**:740–47.e3.
28. Tagiyeva N, Devereux G, Semple S *et al*. Parental occupation is a risk factor for childhood wheeze and asthma. *Eur Respir J* 2010; **35**:987–93.
29. Svanes C, Omenaas E, Jarvis D, Chinn S, Gulsvik A, Burney P. Parental smoking in childhood and adult obstructive lung disease: results from the European Community Respiratory Health Survey. *Thorax* 2004; **59**:295–302.
30. Burke H, Leonardi-Bee J, Hashim A *et al*. Prenatal and passive smoke exposure and incidence of asthma and wheeze: systematic review and meta-analysis. *Pediatrics* 2012; **129**:735–44.
31. Knudsen TM, Rezwan FI, Jiang Y, Karmaus W, Svanes C, Holloway JW. Trans- and inter-generational epigenetic inheritance in allergic diseases. *J Allergy Clin Immunol* 2018; **142**:765–72.
32. Armstrong BG. Effect of measurement error on epidemiological studies of environmental and occupational exposures. *Occup Environ Med* 1998; **55**:651–56.
33. Khreis H, Cirach M, Mueller N *et al*. Outdoor air pollution and the burden of childhood asthma across Europe. *Eur Respir J* 2019; **54**:1802194.
34. Knol MJ, Janssen KJM, Donders ART *et al*. Unpredictable bias when using the missing indicator method or complete case analysis for missing confounder values: an empirical example. *J Clin Epidemiol* 2010; **63**:728–36.
35. Sbihi H, Koehoorn M, Tamburic L, Brauer M. Asthma trajectories in a population-based birth cohort. Impacts of Air pollution and greenness. *Am J Respir Crit Care Med* 2017; **195**:607–13.

Minerva Access is the Institutional Repository of The University of Melbourne

Author/s:

Pape, K; Svanes, C; Sejbaek, CS; Malinovschi, A; Benediktsdottir, B; Forsberg, B; Janson, C; Benke, G; Tjalvin, G; Sanchez-Ramos, JL; Zock, J-P; Toren, K; Braback, L; Holm, M; Jogi, R; Bertelsen, RJ; Gislason, T; Sigsgaard, T; Liu, X; Hougaard, KS; Johannessen, A; Lodge, C; Dharmage, SC; Schluenssen, V

Title:

Parental occupational exposure pre- and post-conception and development of asthma in offspring

Date:

2020-12-01

Citation:

Pape, K., Svanes, C., Sejbaek, C. S., Malinovschi, A., Benediktsdottir, B., Forsberg, B., Janson, C., Benke, G., Tjalvin, G., Sanchez-Ramos, J. L., Zock, J. -P., Toren, K., Braback, L., Holm, M., Jogi, R., Bertelsen, R. J., Gislason, T., Sigsgaard, T., Liu, X. ,... Schluenssen, V. (2020). Parental occupational exposure pre- and post-conception and development of asthma in offspring. INTERNATIONAL JOURNAL OF EPIDEMIOLOGY, 49 (6), pp.1856-1869. <https://doi.org/10.1093/ije/dyaa085>.

Persistent Link:

<http://hdl.handle.net/11343/252486>

File Description:

Published version

License:

CC BY-NC