

The NEOLETRIB trial: neoadjuvant treatment with Letrozole and Ribociclib in ER-positive, HER2-negative breast cancer

Kamilla Fjermeros, Salim Ghannoum, Stephanie B. Geisler, Sameer Bhargava, Andliena Tahiri, Jovana Klajic, Torben Lüders, Marie Fongård, Meh Sameen Nawaz, Tatjana Bosnjak-Olsen, Unn-Cathrin Edvardsen Buvarp, Aino Katri Johanna Rosenskiold, Nam Thi Nguyen, Tone Tysko Sletbak, Manouchehr Seyedzadeh, Knut Selsås, Alina Carmen Porojnicu, Helle Kristine Skjerven, Tone Hovda, Kristine Kleivi Sahlberg, Lilly Anne Torland, Marianne Lyngra, Clara Louise Hammarström, Elma Bahonjic Hönigsperger, John Christopher Noone, Silje Mathiassen, Antoni Hurtado, Shom Goel, Andrew Koff, Xavier Tekpli, Vessela N. Kristensen & Jürgen Geisler

To cite this article: Kamilla Fjermeros, Salim Ghannoum, Stephanie B. Geisler, Sameer Bhargava, Andliena Tahiri, Jovana Klajic, Torben Lüders, Marie Fongård, Meh Sameen Nawaz, Tatjana Bosnjak-Olsen, Unn-Cathrin Edvardsen Buvarp, Aino Katri Johanna Rosenskiold, Nam Thi Nguyen, Tone Tysko Sletbak, Manouchehr Seyedzadeh, Knut Selsås, Alina Carmen Porojnicu, Helle Kristine Skjerven, Tone Hovda, Kristine Kleivi Sahlberg, Lilly Anne Torland, Marianne Lyngra, Clara Louise Hammarström, Elma Bahonjic Hönigspurger, John Christopher Noone, Silje Mathiassen, Antoni Hurtado, Shom Goel, Andrew Koff, Xavier Tekpli, Vessela N. Kristensen & Jürgen Geisler (29 Jul 2024): The NEOLETRIB trial: neoadjuvant treatment with Letrozole and Ribociclib in ER-positive, HER2-negative breast cancer, *Future Oncology*, DOI: 10.1080/14796694.2024.2377531

To link to this article: <https://doi.org/10.1080/14796694.2024.2377531>



© 2024 The Author(s). Published by Informa UK Limited, trading as Taylor & Francis Group



Published online: 29 Jul 2024.



Submit your article to this journal



Article views: 937

[View related articles](#)









View Crossmark data [↗](#)

METHOD



The NEOLETRIB trial: neoadjuvant treatment with Letrozole and Ribociclib in ER-positive, HER2-negative breast cancer

Kamilla Fjermeros^a, Salim Ghannoum^b, Stephanie B. Geisler^a, Sameer Bhargava^{a,c}, Andliena Tahiri^d, Jovana Klajic^d, Torben Lüders^{d,m}, Marie Fongård^b, Meh Sameen Nawaz^{d,e}, Tatjana Bosnjak-Olsen^f, Unn-Cathrin Edvardsen Buvarp^a, Aino Katri Johanna Rosenskiold^a, Nam Thi Nguyen^a, Tone Tysko Sletbak^a, Manouchehr Seyedzadeh^g, Knut Selsås^h, Alina Carmen Porojnicuⁱ, Helle Kristine Skjerven^j, Tone Hovda^k, Kristine Kleivi Sahlberg^{l,m}, Lilly Anne Torland^{l,m}, Marianne Lyngraⁿ, Clara Louise Hammarströmⁿ, Elma Bahonjic Hönigspergerⁿ, John Christopher Nooneⁿ, Silje Mathiassenⁿ, Antoni Hurtado^o, Shom Goel^p, Andrew Koff^q, Xavier Tekpli^b, Vessela N. Kristensen^{b,m} and Jürgen Geisler^{a,m}

^aDepartment of Oncology, Akershus University Hospital, Lørenskog, Norway; ^bDepartment of Medical Genetics, Oslo University Hospital, Oslo, Norway; ^cCancer Registry of Norway, Norwegian Institute of Public Health, Oslo, Norway; ^dDepartment of Clinical Molecular Biology (EpiGen), Akershus University Hospital, Lørenskog, Norway; ^eDepartment of Health and Exercise, School of Health Sciences, Kristiania University College, Oslo, Norway; ^fNovartis, Medical Affairs, Oslo, Norway; ^gDepartment of Radiology, Akershus University Hospital, Lørenskog, Norway; ^hDepartment of Endocrine & Breast Surgery, Akershus University Hospital, Lørenskog, Norway; ⁱDepartment of Oncology, Drammen Hospital, Vestre Viken Hospital Trust, Drammen, Norway; ^jDepartment of Breast & Endocrine Surgery, Drammen Hospital, Vestre Viken Hospital Trust, Drammen, Norway; ^kDepartment of Radiology, Drammen Hospital, Vestre Viken Hospital Trust, Norway; ^lDepartment of Research & Innovation, Vestre Viken Hospital Trust, Drammen, Norway; ^mInstitute of Clinical Medicine, Faculty of Medicine, University of Oslo, Norway; ⁿDepartment of Pathology, Akershus University Hospital, Lørenskog, Norway; ^oFunctional Genomics group & Molecular Pathology Unit, Centro de Investigación del Cáncer (CSIC-Universidad de Salamanca), Campus Universitario Miguel de Unamuno s/n. 37007, Salamanca, Spain; ^pPeter MacCallum Cancer Centre, Australia & The Sir Peter MacCallum Department of Oncology, University of Melbourne, Melbourne, Australia; ^qProgram in Molecular Biology, Memorial Sloan Kettering Cancer Center & Weill Cornell Medical College, New York, NY USA

ABSTRACT

Chemotherapy is used as neoadjuvant therapy for all subgroups of breast cancer, including ER-positive, and HER2-negative cases. However, studies have suggested that using aromatase inhibitors combined with CDK4/6-inhibitors might be an appropriate alternative in selected patients. Thus, the NEOLETRIB trial evaluates the response of ER-positive, HER2-negative luminal A/B breast cancer to the combination of letrozole and ribociclib in the neoadjuvant setting. Comprehensive molecular biology procedures, including sequential single-cell RNA-sequencing of tumor biopsies, are performed during 6 months of treatment with extensive biobanking of blood samples, tumor biopsies and gut microbiome specimens. Our findings will hopefully contribute to an improved selection of patients who may benefit from this drug combination and give new insights into the intra-tumoral changes during this treatment.

Trial registration number: NCT05163106 (ClinicalTrials.gov)

ARTICLE HISTORY

Received 13 May 2024
Accepted 4 July 2024

KEYWORDS

gut microbiome; HR positive; letrozole; locally advanced breast cancer; neoadjuvant; ribociclib; senescence; single-cell RNA sequencing

1. Background & rationale

Breast cancer is a leading cause of cancer-related deaths among women, affecting approximately about 2.3 million women annually [1]. About 5–10%, will have locally advanced breast cancer when diagnosed [2]. In some cases, presurgical treatment (neoadjuvant therapy) may be necessary to facilitate tumor resection with free margins, allowing for breast conserving surgery. Thus, the rationale for using neoadjuvant therapy in the treatment

of early breast cancer is to down-size large, otherwise inoperable tumors, irrespective of the presence of axillary lymph node metastasis. Neoadjuvant treatment, involving different oncological modalities like chemotherapy or targeted therapies, has been shown to increase the chance of curing patients with locally advanced breast cancer [3]. The neoadjuvant setting is also useful for studying endocrine treatment responses *in vivo* in breast cancer patients as it allows for longitudinal clinical evaluation of the tumor during therapy [4]. For example, clini-

CONTACT Jürgen Geisler Tel.: +47 91 18 74 47;  juergen.geisler@medisin.uio.no

© 2024 The Author(s). Published by Informa UK Limited, trading as Taylor & Francis Group

This is an Open Access article distributed under the terms of the Creative Commons Attribution-NonCommercial-NoDerivatives License

(<http://creativecommons.org/licenses/by-nc-nd/4.0/>), which permits non-commercial re-use, distribution, and reproduction in any medium, provided the original work is properly cited, and is not altered, transformed, or built upon in any way. The terms on which this article has been published allow the posting of the Accepted Manuscript in a repository by the author(s) or with their consent.

cal outcomes may be predicated by evaluating changes in the expression of estrogen-regulated and proliferation genes in the tumor cells before, during and after treatment [5]. Among breast cancer patients undergoing neoadjuvant endocrine therapy, changes in expression of the proliferation marker Ki67 may be useful as a surrogate marker of treatment efficacy [6].

Hormone receptor-positive (HR-positive) breast cancer is the most common subtype and accounts for about 70–80% of all breast cancers [7]. Thus, while chemotherapy is still regarded as the standard of care for many patients with locally advanced, HR-positive, HER2-negative breast cancer, certain patients may benefit from neoadjuvant endocrine therapy, e.g. aromatase inhibitors in postmenopausal women [8–10]. Multiple trials have demonstrated that for a selected group of patients, the efficacy of neoadjuvant monotherapy with third-generation aromatase inhibitors (anastrozole, letrozole, exemestane) [11–17], is comparable with standard neoadjuvant chemotherapy [13].

More recently, the response to traditional endocrine treatment regimens used in the metastatic setting has been revolutionized by the addition of novel agents such as cyclin-dependent kinases (CDK4/6) inhibitors (palbociclib, ribociclib, abemaciclib). In HR-positive, HER2-negative metastatic breast cancer, the combination of an aromatase inhibitor, or SERDs like fulvestrant, with a CDK4/6 inhibitor has been established as the standard of care in first and second-line treatment [18,19]. Multiple pivotal Phase III clinical trials of this combination therapy have documented a doubling of the time to progression and prolonged overall survival [20–29].

The utility of CDK4/6 inhibitors in metastatic breast cancer has led to their experimental application in the neoadjuvant setting for HR-positive, HER2-negative breast cancer, with promising results (Table 1) [30–35]. A selection of key trials are briefly summarized in the following paragraphs.

The NeoPAL trial was a randomized, parallel, non-comparative phase II study including patients with Prosiga-defined luminal A and luminal B, stage II–III breast cancer not suitable for breast-conserving surgery [31]. Overall, 106 patients were randomly assigned to either letrozole (2.5 mg daily) and Palbociclib (125 mg once daily for 3 weeks on, 1 week off) or FEC100 (5-FU 500 mg/m², epirubicin 100 mg/m², cyclophosphamide 500 mg/m²) × 3 in 21-day courses. The Letrozole-Palbociclib (LETPAL) combination therapy was associated with encouraging clinical and biomarker responses. Accordingly, the therapy was suggested as a potential alternative to chemotherapy in early high-risk luminal breast cancer. The 40-month PFS rate of the NeoPAL trial was reported in 2022 by Delaloge et al. [36].

The PFS rate was 86.7 and 89.9% in the LETPAL group and control group, respectively (not statistically significant).

The CORALEEN trial [34] was a parallel-arm, multicenter, randomized, open-label, phase II trial. Postmenopausal women with stage I–IIIA breast cancer that were HR-positive, HER2-negative, luminal B by PAM50 of at least 2 cm in diameter by MRI were included. 106 patients were enrolled and randomized to either six 28-day cycles of ribociclib (600 mg once daily for 3 weeks on, 1 week off) plus daily letrozole (2.5 mg/day) or four cycles of doxorubicin (intravenous 60 mg/m²) and cyclophosphamide (intravenous 600 mg/m²) every 21 days followed by weekly paclitaxel (intravenous 80 mg/m²) for 12 weeks. The total duration of neoadjuvant therapy was 24 weeks in both arms. The authors concluded that some patients with high-risk, early-stage, HR-positive, HER2-negative breast cancer could achieve molecular downstaging of their disease using the CDK4/6 inhibitor + letrozole combination.

The FELINE trial [35] was a randomized, placebo-controlled, multicenter, investigator initiated trial that included postmenopausal women with anatomical stage II–III HR-positive, HER2-negative breast cancer. 120 patients were randomized 1:1:1 to receive either letrozole (2.5 mg daily) and placebo, letrozole (2.5 mg daily) and intermittent ribociclib (600 mg once daily for 3 weeks on, 1 week off), or letrozole (2.5 mg daily) and continuous ribociclib (400 mg once daily). The total duration of treatment was 24 weeks in all three arms. Surgery was performed between days 8 and 21 of cycle 6. The primary objective was to determine if adding ribociclib to letrozole resulted in a higher proportion of patients with preoperative endocrine prognostic index (PEPI) score at the time of surgery, and obviating chemotherapy. The PEPI score combines surgical staging parameters after endocrine neoadjuvant therapy, estrogen receptor status and Ki67 levels to define the risk of recurrence. A PEPI score of 0 is associated with a low risk of recurrence without adjuvant chemotherapy [37]. The results did not show a significant increase in the number of patients with a PEPI score of 0 between groups. However, the addition of ribociclib to letrozole led to a significantly higher proportion of patients achieving complete cell cycle arrest (CCCA) at day 14 cycle 1.

A meta-analysis of neoadjuvant trials involving endocrine therapies and CDK4/6 inhibitors showed that combining an aromatase inhibitor with a CDK4/6 inhibitor offers similar efficacy to neoadjuvant chemotherapy with an improved safety profile. Moreover, a higher rate of CCCA was achieved in the neoadjuvant endocrine combination therapy group compared with neoadjuvant chemotherapy [38].

Table 1. Selected clinical trials using aromatase inhibitors as monotherapy or in combination with CDK4/6-inhibitors in the neoadjuvant setting.

	Involved cancer drugs	Number of patients	Duration (months)	Ref.
Aromatase inhibitors as neoadjuvant monotherapy				
Eiermann et al. (PO24) (2001)	LET vs TAM	337	4	[11]
Tubiana-Hulin et al. (2007)	EXE	42	4	[12]
Semiglazov et al. (2007)	ANA vs EXE vs ChT	239	3	[13]
Takei et al. (SBCCSG-03) (2008)	EXE	44	4	[14]
Fontein et al. (2014)	EXE	102	6	[15]
Skriver et al. (2017)	LET	112	4	[16]
Krainick-Strobel et al. (2017)	LET	33	4–8	[17]
Aromatase inhibitors in combination with CDK4/6- inhibitors (neoadjuvant trials)				
Ma et al. (NeoPalAna) (2017)	ANA + PAL	50	5	[30]
Cottu et al. (NeoPAL) (2018)	LET + PAL vs ChT	106	4,5	[31]
Johnston et al. (PALLET trial) (2019)	LET vs LET + PAL	307	4	[32]
Hurvitz et al. (neoMONARCH) (2020)	ANA + ABE	224	4	[33]
Prat et al. (CORALLEEN) (2020)	LET + RIB vs ChT	106	6	[34]
Khan et al. (FELINE) (2020)	LET + placebo vs LET + RIB continuous dose vs LET + RIB intermittent dose	121	6	[35]

ABE: Abemaciclib; ANA: Anastrozole; ChT: Chemotherapy; EXE: Exemestane; LET: Letrozole; PAL: Palbociclib; RIB: Ribociclib; TAM: Tamoxifen.

The NEOLETRIB trial described in this paper is primarily designed as an exploratory clinical trial with the aim of optimizing patient selection for CDK4/6 inhibitors and an aromatase inhibitor combination therapy in the neoadjuvant setting.

1.1. Objectives

The trial aims to study the direct and indirect anti-tumor effects of neoadjuvant therapy with letrozole and ribociclib combination therapy for a period of 6 months. The tumor immune environment in patients with locally advanced, luminal A/B breast cancer will be studied at several predefined time points during treatment with letrozole and ribociclib. Blood, tumor tissue and gut microbiome samples (fecal samples) will also be collected multiple times during neoadjuvant therapy (Figure 1) and annually for 5 years following surgery. We hope to be able to answer several remaining key questions related to basic breast cancer biology during simultaneous aromatase- and CDK4/6 inhibition.

1.2. Primary objective

The primary objective is to evaluate the intra-tumor immunological effects of letrozole and ribociclib combination therapy in the neoadjuvant setting. This will be determined mainly through sequential single-cell RNA-sequencing of tumor biopsies in addition to other relevant methods focusing on the composition of immune cells in the peripheral blood etc. However, a broad set of state-of-the-art molecular biology procedures will be used to elucidate both changes in the local tumor environment and systemic effects, as reflected in the secondary objectives outlined below (summarized in Figure 2).

1.3. Secondary objectives

A key secondary objective of the trial is to study early and late mechanisms of adaption and resistance to the combination of letrozole and ribociclib. The evolution of the tumor cell clones at baseline, during neoadjuvant therapy and before surgery will be monitored using whole exome/genome tumor sequencing and single-cell RNA sequencing. The clinical, radiological (MRI) and pathological response of targeted neoadjuvant therapy with letrozole and ribociclib, determined by the treatment effects will be assessed by breast cancer pathologists after surgery, including changes in the Ki67 proliferation marker are evaluated.

An additional secondary objective is to evaluate blood samples for tumor-derived or immune-related markers such as serum cytokine levels, serum metabolite levels and circulating free tumor DNA (ctDNA) as surrogate parameters for estimating the anti-tumor effects from liquid biopsies before and during therapy.

Recent publications have cited the potential significance of the patient's microbiota in breast cancer patients [39]. Accordingly, each patient's gut microbiota will be profiled at baseline and during treatment in the NEOLETRIB trial. Analysis of fecal samples will allow total DNA/RNA screening at baseline, during treatment and the follow-up period after surgery. Fecal samples will be profiled using metagenomic sequencing targeting the V4 region of the 16S rRNA gene.

1.4. Exploratory objectives

We intend to investigate signals mediated by extracellular vesicles (such as exosomes, microvesicles and apoptotic bodies) in an effort to elucidate the intricate relationship

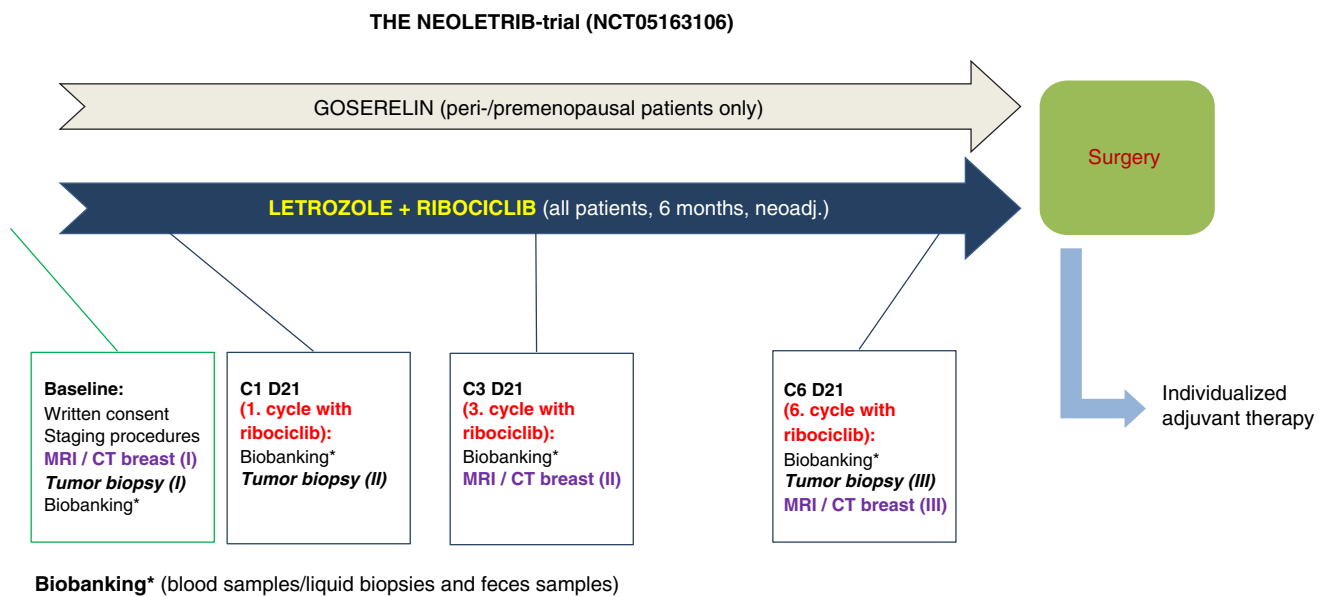


Figure 1. Design and timeline of the NEOLETRIB trial. All patients will be treated with Letrozole and Ribociclib, with the addition of Goserelin to pre- and perimenopausal patients. At baseline written consent will be collected and staging procedures will be performed. The first MRI/CT breast will be done as well as the first tumor biopsy and biobanking of blood samples, liquid biopsies and feces samples.

Biobanking procedures will be repeated on day 21 of cycles 1, 3 and 6 of ribociclib treatment. MRI/CT breast will be repeated on day 21 of cycles 3 and 6 of ribociclib treatment.

C1 D21: Cycle 1 day 21. C3 D21: Cycle 3 day 21. C6 D21: Cycle 6 day 21.

between local breast cancer treatment effects, the local and systemic immune system and the gut microbiota.

In an attempt to build upon the findings of a recent study of the nature of the CDK4/6 inhibitor-induced senescence in liposarcoma [40], we intend to look deeper into the mechanisms behind senescence and cell cycle aberrations in patients treated with letrozole and ribociclib in the neoadjuvant setting.

The study also aims to optimize methods for evaluating neoadjuvant treatment responses in breast cancer patients using spectral CT scans and split-dynamic MRI. All radiological procedures will be performed at baseline, 3 months and 6 months of therapy (Figure 1). The primary and secondary objectives of the NEOLETRIB trial, and a selection of involved procedures, are summarized in Figure 2.

1.5. Trial design

The NEOLETRIB trial is a phase II, multicenter, single-arm, open-label, neoadjuvant study (Figure 1).

2. Methods

2.1. Study setting

Two major Norwegian breast cancer centers will recruit patients to the NEOLETRIB trial: Akershus University Hos-

pital, responsible for the eastern part of the Oslo area and Drammen Hospital responsible for the western part of the Greater Oslo Region.

2.2. Eligibility criteria

Patients diagnosed with locally advanced, ER-positive, HER2-negative, luminal A/B breast cancer suitable for neoadjuvant anti-hormonal treatment will be considered for the study. For this particular trial, ER-positivity is defined by ER-positive IHC staining in $\geq 50\%$ of cancer cells. ER is established as a standard prognostic marker for response to neoadjuvant endocrine therapy [41]. The ER-positive cutoff of 50% was chosen in order to obtain rapid downstaging, which is crucial in the neoadjuvant setting. The protocol defines locally advanced breast cancer as T3-T4 tumors, and/or N2-3, primary breast cancer. However, patients with a large T2 tumor (≥ 3 cm), lacking other treatment options due to their age, comorbidity, or desire to avoid standard chemotherapy may be included as well if they have a disease with the tumor biology as described above.

All patients who are considered for the NEOLETRIB trial must undergo comprehensive clinical staging with CT scans (lungs, abdomen and pelvis), bone scintigraphy and a baseline MRI of the breasts, as well as routine blood samples, prior to inclusion. Additional MRIs of the spine/pelvis

Molecular biology procedures and techniques to be used in the NEOLETRIB trial.
Abbreviations: PDECs: Patient-derived explant cultures. WGS: Whole genome sequencing. WES: Whole exome sequencing.

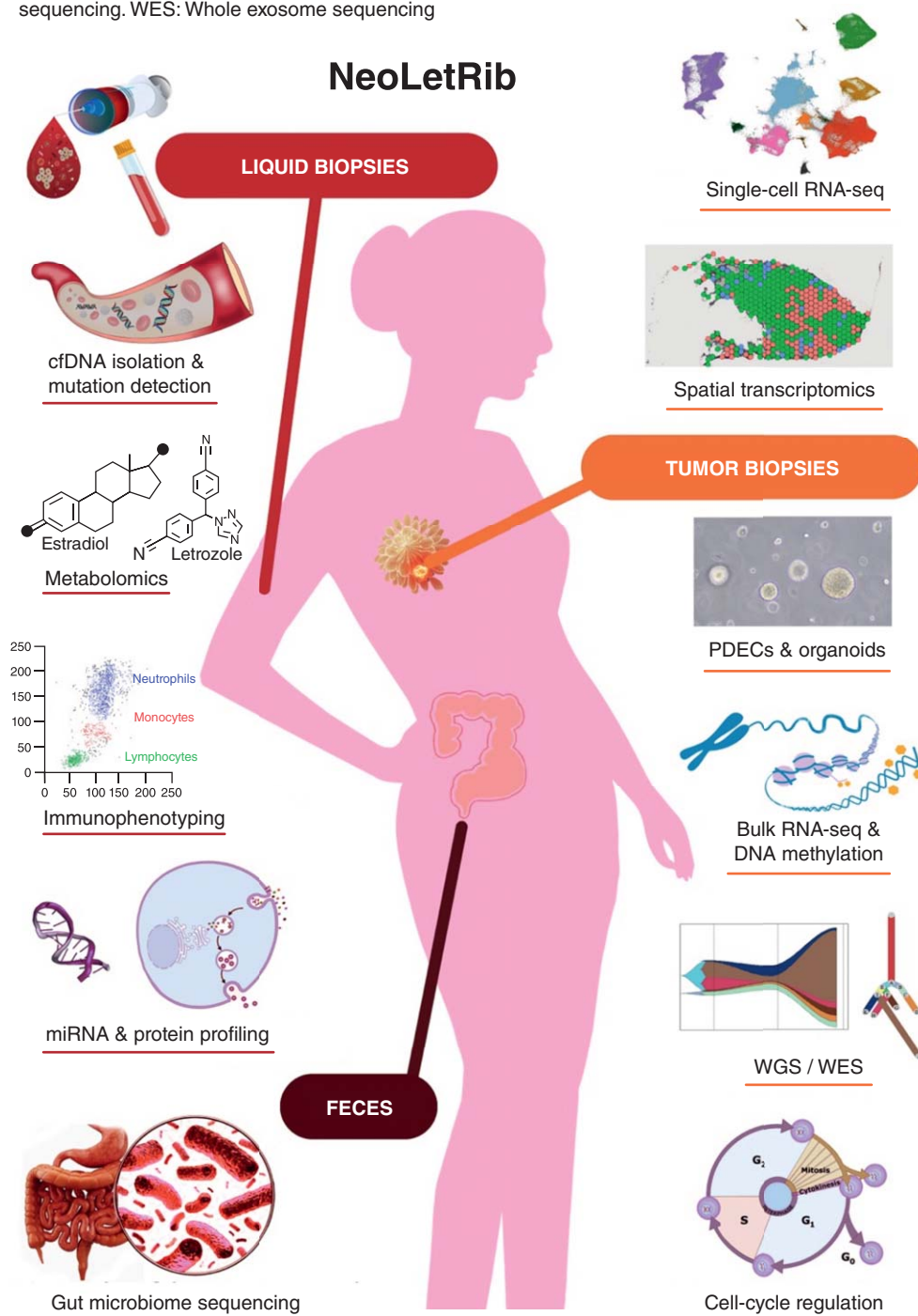


Figure 2. Molecular biology procedures and techniques to be used in the NEOLETRIB trial.
PDEC: Patient-derived explant culture; WES: Whole exome sequencing; WGS: Whole genome sequencing.

may be performed as well (physician's choice). Patients with triple-negative breast cancer, HER2-positive breast cancer (IHC 2+ and amplified or IHC 3+) and patients with any type of distant metastasis are ineligible.

The key eligibility criteria are briefly summarized in Table 2.

2.3. Interventions

Patients enrolled in the NEOLETRIB trial will receive continuous treatment with letrozole 2.5 mg orally daily (o.d.) in combination with ribociclib 600 mg o.d. given for 21 days followed by a seven-day break (28 days = 1 cycle) (Figure 1). Six neoadjuvant cycles of ribociclib (cor-

Table 2. Key inclusion and exclusion criteria for the NEOLETRIB trial.

Key inclusion and exclusion criteria NEOLETRIB trial	
Inclusion criteria	
<ul style="list-style-type: none">• Histologically confirmed locally advanced breast carcinoma, defined as T3-T4, and/or N2-3 primary breast cancer• Large T2 tumors (>3 cm in diameter);• ER-positive (defined by ER-pos. in >50% of cancer cells) and HER-2 negative, luminal A/B breast cancer• Postmenopausal status (natural status or induced by treatment with the LHRH-analogue goserelin 3.6 mg implant s.c. given every 4 weeks)• Adequate bone marrow and organ function as defined by standard laboratory values (as assessed by a central laboratory for eligibility)• Standard 12-lead ECG values are defined as the mean of the triplicate ECGs<ul style="list-style-type: none">◦ QTc interval at screening <450 msec (QT interval using Fridericia's correction)◦ Mean resting heart rate 50–90 bpm (determined from the ECG)• Performance Status: Eastern Cooperative Oncology Group (ECOG) score 0–1• Ability and willingness to comply with study visits, treatment, testing and to comply with the protocol• Informed written consent	
Exclusion criteria	
<ul style="list-style-type: none">• Any prior treatment for primary invasive breast cancer during the last 2 years• Patient with a known hypersensitivity to any of the excipients of ribociclib or letrozole• Triple-negative breast cancer• HER-2 positive disease, suitable for neoadjuvant therapy with trastuzumab, pertuzumab and taxanes etc.• Other conditions rendering patients in need of other treatment options with immediate effect like chemotherapy• Concomitant medications that are known strong inducers of CYP3A4/5.• Clinically significant, uncontrolled heart disease and/or cardiac repolarization abnormality• Pregnant or breast-feeding (lactating) women• Premenopausal women who do not comply with established pregnancy preventing measures during the trial	

responding to 6 months of neoadjuvant therapy) will be given. Manufacturer (Novartis Pharmaceuticals) recommendations for drug dose reduction for ribociclib, blood samples and ECG assessments will be followed in this trial. However, individual dose adaptations in response to patient comorbidities, advanced age and possibly other factors may be made at the clinician's discretion. Additional cancer therapy is not permitted.

Clinical evaluation of all patients will be performed using tumor palpation and caliper measurement of the tumor every 4–6 weeks. Additionally, breast MRIs will be performed at baseline and following 3 and 6 months of neoadjuvant therapy.

In addition to the regular breast MRIs, subgroups of patients will be evaluated with a spectral CT scan (breast) at baseline and following 3 and 6 months of therapy.

Following standard treatment protocol, blood will be drawn to evaluate liver function, kidney function, bone marrow function, among other parameters before initiation of every cycle with ribociclib. Additional scientific blood samples will be drawn at baseline and on day 21 of the first, third and sixth cycle of ribociclib (Figure 1). ECG will be performed at baseline and following 14, 28 and 42 days of therapy as usual with standard ribociclib therapy.

After surgery, study samples (blood and feces) will be obtained annually for 5 years and at the time of relapse/metastasis.

Response to aromatase inhibitors such as letrozole is dependent upon the patient being postmenopausal, either naturally or induced by goserelin. In this proto-

col, postmenopausal status is defined as age >55 years, or age >50 years and at least 2 years of amenorrhea, in addition to LH, FSH and plasma estradiol levels in the postmenopausal range. Pre- and perimenopausal women may also be included as they will be treated with goserelin (3.6 mg every 28 days s.c.) starting at least 1 week prior to initialization of letrozole and ribociclib.

Tissue samples of the primary tumor will be obtained at baseline and on day 21 of ribociclib cycles number 1 and 6 (Figure 1). Consequently, the time point for tumor biopsies is somewhat different from previous trials that obtained tumor biopsies at day 14 of ribociclib treatment. As the treatment with ribociclib continues for 21 days in this trial, we believe that day 21 of each treatment cycle is the most appropriate day for biobanking. Surgery should occur no later than 1–2 weeks following the completion of the 6th cycle of ribociclib. All tumor biopsies will be obtained using an ultrasound-guided, vacuum-assisted needle technique (BD Inc., USA) ensuring multiple, high-quality biopsies at each time point. Only highly experienced breast radiologists will be involved in tumor biopsy procedures.

Insufficient response to the neoadjuvant medication protocol (e.g. stable disease at 3 months or worse), will result in the immediate termination of the treatment, and standard chemotherapy for locally advanced breast cancer will be considered, if applicable. We will strive to obtain a tumor biopsy, blood samples and feces samples at this time point.

The result of the final pathological report post-surgery will be evaluated according to the guide-

lines of the Norwegian Breast Cancer Group, and all patients will be considered for adjuvant chemotherapy, if indicated.

2.4. Participant timeline

Trial visits will take place by the time of screening, at baseline, on days 14, 21 and 28 during the first ribociclib cycle and on days 14 and 28 during the second ribociclib cycle. In cycle 3, there are trial visits on days 21 and 28 while there is only a visit on day 28 during cycles 4 and 5. During the last treatment cycle with ribociclib, patients will be scheduled for a trial visit on day 21 (biobanking and termination of ribociclib therapy.) Every patient included in the trial will be followed up by a medical oncologist for up to 10 years after surgery. Biobanking (blood and feces collection) will be performed annually for the first 5 years after surgery, while routine clinical examinations by a breast cancer medical oncologist will be done every 6 months.

2.5. Sample size & recruitment

Based on the results of the CORALLEEN trial [34], treatment response (24 weeks of treatment) based on MRI was 14% Complete Response (CR), 43% Partial Response (PR), 33% Stable Disease (SD) and 10% N/A. We propose a minimum sample size in either group to be at least >30 patients, thus an inclusion goal of 100 patients in total would be sufficient for hypothesis-generating results.

However, the primary aim of this trial is to deliver basic research results, rather than to evaluate the efficacy or compare treatments. Given the main end points and the expected data variation, the data will be sufficient to yield reliable results.

The study was opened for inclusion on 1 April 2021, and will remain open until 31 December 2024, or until a minimum of 100 patients have completed all study procedures. At the time of manuscript submission, 85 patients have already been enrolled in the NEOLETRIB trial.

3. Data collection, management & analysis

The clinical dataset is stored locally at the Department of Oncology at Akershus University Hospital (the electronic patient journal, and data management software; located on the secure hospital server). Data from specialized procedures will be generated and stored on secure research servers at each of the respective institutes. All clinical data are anonymized prior to use by collaborators. Response assessments including clinical caliper measurements, MRIs during therapy and pathological evaluations after surgery, will be carried out following guidelines provided by the Royal Society of Pathologists (UK). Tumor response will subsequently be categorized as above 50%

remaining tumor; 10–50% remaining tumor; below 10% remaining tumor or complete responses.

3.1. Data management

Patients will be given a study ID to avoid personal identification. The corresponding principal investigator is responsible for manually providing each study participant with a unique study identification number. The participant log will be stored securely at the Department of Oncology at Akershus University Hospital.

4. Ethics

The treatment given in the NEOLETRIB trial (letrozole and ribociclib) is known to be highly effective in metastatic breast cancer and has been approved for use in this setting in Norway. However, it is not approved as a standard option in the neoadjuvant setting in Norway. Accordingly, the NEOLETRIB protocol presented here was approved by the regional ethical committee of South-East Norway (No: 193780) before the initiation of the study (ClinicalTrials.gov Identifier: NCT05163106). There are no ethical conflicts connected to this study.

5. Conclusion

Following several encouraging publications of neoadjuvant trials in locally advanced luminal A/B breast cancer populations, the NEOLETRIB trial was designed to answer some crucial remaining questions regarding the combination of an aromatase inhibitor (letrozole) and a CDK4/6 inhibitor (ribociclib) in the neoadjuvant setting.

The NEOLETRIB trial is planned as a multicenter, single-arm, open-label, neoadjuvant, phase II study. The trial aims to study the tumor response to the highly potent drug combination of letrozole and ribociclib in women with locally advanced, ER-positive, luminal A/B breast cancer.

Treatment response will be assessed using multiple state-of-the-art approaches including liquid biopsies, tumor biopsies and gut microbiome specimens. Single-cell RNA-sequence analyses will be performed at several time points to study the intra-tumoral changes over time including changes in the microenvironment of the tumor. Whole-genome sequencing analysis of serial tumor samples, evaluation of peripheral immune cells in the bloodstream and multiple additional molecular evaluations, including micro-RNA and exosomes in blood samples, will be performed. Our findings will increase our basic understanding of intra-tumor gene expression and regulation in response to modern combinational endocrine therapy. In contrast to the previous comparable studies as CORALLEEN and FELINE, our trial places significant emphasis on patient gut microbiota and its importance in

this setting. The NEOLETRIB trial will contribute to building a comprehensive biobank with extended analysis at several time points.

Furthermore, the study will enable us to analyze how CDK4/6 inhibitors impact the host microbiota, in addition to determining if variations in gut microbiota in pre-treated patients might influence the response to treatment.

The treatment duration of 6 months is based on data from multiple neoadjuvant breast cancer trials and follows the current recommendations from the Norwegian Breast Cancer Group [9].

The decision to use the non-steroidal aromatase inhibitor letrozole for this trial is based on our previous findings, comparing letrozole with anastrozole head-to-head *in vivo* [42,43]. Our results clearly showed that letrozole was the superior compound considering estrogen suppression in blood samples and tissue samples of breast cancer patients. The same results were found for suppression of total body aromatase inhibition. Exemestane was not considered as the suitable aromatase inhibitor in the present trial due to its effects in second-line treatment for metastatic breast cancer, following progression on a non-steroidal aromatase inhibitor [44].

Ribociclib was chosen as the CDK4/6 inhibitor in the NEOLETRIB trial based on the convincing results of ribociclib in the metastatic setting, demonstrating significant overall survival benefit in both pre- and postmenopausal women [29,45,46]. It also has a favorable toxicity profile and was well tolerated in the MONALEESA trial [47–49]. The dose of ribociclib (600 mg once daily for 21 days on and 7 days off) was chosen given the severity of the clinical situation, requiring rapid tumor response prior to surgery. Dose reductions of ribociclib are, however, allowed in accordance with established clinic protocols, whenever necessary.

In conclusion, the findings of the NEOLETRIB trial will hopefully contribute to the reduction of the use of traditional chemotherapy in the neoadjuvant setting and help to identify those breast cancer patients who may benefit most from the use of letrozole and the CDK4/6 inhibitor ribociclib in the neoadjuvant setting.

Article highlights

Background & rationale

- Hormone receptor-positive breast cancer is the most common subtype and accounts for about 70–80% of all breast cancer patients.
- The rationale for using neoadjuvant therapy in the treatment of early breast cancer is to down-size large, otherwise inoperable tumors, with or without axillary lymph node metastasis, before definite surgery.
- Chemotherapy is still widely used as neoadjuvant therapy for all subgroups of breast cancer, including ER-positive, and HER2-negative cases.

- Neoadjuvant endocrine treatment with aromatase inhibitors and a CDK4/6 inhibitor in combination is currently tested in the neoadjuvant setting with promising results.

Trial design

- The NEOLETRIB trial is a Phase-II, multicenter, single-arm, open-label, neoadjuvant trial.

Objectives

- The trial aims to comprehensively study the tumor response to the highly potent drug combination of letrozole and ribociclib in women with locally advanced, ER-positive, luminal A/B breast cancer. In premenopausal women, goserelin will be added to letrozole and ribociclib.
- Comprehensive molecular biology procedures, including sequential single-cell RNA-sequencing of tumor biopsies, are performed during 6 months of treatment with extensive biobanking of blood samples, tumor biopsies and gut microbiome specimens.

Conclusion

- The findings will hopefully contribute to an improved selection of patients who may benefit from this drug combination, and give new insights into the intra-tumoral changes during this treatment.

Acknowledgments

We would like to thank all patients participating in this trial and our dedicated research nurse Ragnhild Tronhus Rhodenat at Drammen Hospital, Drammen, Norway, for their contribution to this trial.

We would like to thank dr. Meetali Kakad, PhD, for editing some of the English wording.

Financial disclosure

The authors have no financial involvement with any organization or entity with a financial interest in or financial conflict with the subject matter or materials discussed in the manuscript. This includes employment, consultancies, honoraria, stock ownership or options, expert testimony, grants or patents received or pending, or royalties.

Competing interests disclosure

The authors have no competing interests or relevant affiliations with any organization or entity with the subject matter or materials discussed in the manuscript. This includes employment, consultancies, honoraria, stock ownership or options, expert testimony, grants or patents received or pending, or royalties.

Writing disclosure

No writing assistance was utilized in the production of this manuscript.

Ethical conduct of research

The NEOLETRIB protocol presented here was approved by the regional ethical committee of South-East Norway (No: 193780) before the initiation of the study (ClinicalTrials.gov Identifier: NCT05163106). There are no ethical conflicts connected to this study.

ORCID

Kamilla Fjermeros  <https://orcid.org/0009-0000-1299-1348>

Stephanie B. Geisler  <https://orcid.org/0009-0001-7191-6783>
 Torben Lüders  <https://orcid.org/0000-0001-5176-7808>
 Helle Kristine Skjerven  <https://orcid.org/0000-0003-3193-5119>
 Shom Goel  <https://orcid.org/0000-0001-8329-9084>
 Jürgen Geisler  <https://orcid.org/0000-0001-6239-3856>

References

- Sung H, Ferlay J, Siegel RL, et al. Global Cancer Statistics 2020: GLOBOCAN estimates of incidence and mortality worldwide for 36 cancers in 185 countries. *CA Cancer J Clin*. 2021;71(3):209–249. doi:10.3322/caac.21660
- Aebi S, Karlsson P, Wapnir IL. Locally advanced breast cancer. *Breast*. 2022;62(Suppl. 1):S58–S62. doi:10.1016/j.breast.2021.12.011
- Thompson AM, Moulder-Thompson SL. Neoadjuvant treatment of breast cancer. *Ann Oncol*. 2012;23(Suppl. 10):x231–x236. doi:10.1093/annonc/mds324
- Geisler J, Smith I, Miller W. Presurgical (neoadjuvant) endocrine therapy is a useful model to predict response and outcome to endocrine treatment in breast cancer patients. *J Steroid Biochem Mol Biol*. 2012;131(3–5):93–100. doi:10.1016/j.jsbmb.2011.12.006
- Miller WR, Larionov A. Changes in expression of oestrogen regulated and proliferation genes with neoadjuvant treatment highlight heterogeneity of clinical resistance to the aromatase inhibitor, letrozole. *Breast Cancer Res*. 2010;12(4):R52. doi:10.1186/bcr2611
- Dowsett M, Smith IE, Ebbs SR, et al. Prognostic value of Ki67 expression after short-term presurgical endocrine therapy for primary breast cancer. *J Natl Cancer Inst*. 2007;99(2):167–170. doi:10.1093/jnci/djk020
- Orrantia-Borunda E, Anchondo-Nunez P, Acuna-Aguilar LE, et al. Subtypes of breast cancer. In: Mayrovitz HN, editor. *Breast Cancer*. Brisbane (AU): Exon Publications; 2022. doi:10.36255/exon-publications-breast-cancer-subtypes
- Korde LA, Somerfield MR, Carey LA, et al. Neoadjuvant chemotherapy, endocrine therapy, and targeted therapy for breast cancer: ASCO guideline. *J Clin Oncol*. 2021;39(13):1485–1505. doi:10.1200/JCO.20.03399
- Group NBC. National guidelines for breast cancer treatment in Norway. 2023. <https://nbcg.no/retningslinjer/>
- Cardoso F, Kyriakides S, Ohno S, et al. Early breast cancer: ESMO clinical practice guidelines for diagnosis, treatment and follow-up. *Ann Oncol*. 2019;30(10):1674. doi:10.1093/annonc/mdz189
- Eiermann W, Paepke S, Appfelstaedt J, et al. Pre-operative treatment of postmenopausal breast cancer patients with letrozole: a randomized double-blind multicenter study. *Ann Oncol*. 2001;12(11):1527–1532. doi:10.1023/A:1013128213451
- Tubiana-Hulin M, Becette V, Bieche I, et al. Exemestane as neoadjuvant hormonotherapy for locally advanced breast cancer: results of a Phase II trial. *Anticancer Res*. 2007;27(4C):2689–2696.
- Semiglazov VF, Semiglazov VV, Dashyan GA, et al. Phase II randomized trial of primary endocrine therapy versus chemotherapy in postmenopausal patients with estrogen receptor-positive breast cancer. *Cancer*. 2007;110(2):244–254. doi:10.1002/cncr.22789
- Takei H, Suemasu K, Inoue K, et al. Multicenter Phase II trial of neoadjuvant exemestane for postmenopausal patients with hormone receptor-positive, operable breast cancer: Saitama Breast Cancer Clinical Study Group (SBCCSG-03). *Breast Cancer Res Treat*. 2008;107(1):87–94. doi:10.1007/s10549-007-9529-4
- Fontein DB, Charehbili A, Nortier JW, et al. Efficacy of six month neoadjuvant endocrine therapy in postmenopausal, hormone receptor-positive breast cancer patients—a Phase II trial. *Eur J Cancer*. 2014;50(13):2190–2200. doi:10.1016/j.ejca.2014.05.010
- Skriver SK, Laenkholm AV, Rasmussen BB, et al. Neoadjuvant letrozole for postmenopausal estrogen receptor-positive, HER2-negative breast cancer patients, a study from the Danish Breast Cancer Cooperative Group (DBCG). *Acta Oncol*. 2018;57(1):31–37. doi:10.1080/0284186X.2017.1401228
- Krainick-Strobel UE, Lichtenegger W, Wallwiener D, et al. Neoadjuvant letrozole in postmenopausal estrogen and/or progesterone receptor positive breast cancer: a Phase IIb/III trial to investigate optimal duration of preoperative endocrine therapy. *BMC Cancer*. 2008;8:62. doi:10.1186/1471-2407-8-62
- Gnant M, Steger GG, Bartsch R. CDK4/6 inhibitors in luminal breast cancer. *Lancet Oncol*. 2015;16(1):2–3. doi:10.1016/S1470-2045(14)71188-X
- Lim JS, Turner NC, Yap TA. CDK4/6 Inhibitors: Promising Opportunities beyond Breast Cancer. *Cancer Discov*. 2016;6(7):697–699. doi:10.1158/2159-8290.CD-16-0563
- Cristofanilli M, Turner NC, Bondarenko I, et al. Fulvestrant plus palbociclib versus fulvestrant plus placebo for treatment of hormone-receptor-positive, HER2-negative metastatic breast cancer that progressed on previous endocrine therapy (PALOMA-3): final analysis of the multicenter, double-blind, phase 3 randomised controlled trial. *Lancet Oncol*. 2016;17(4):425–439. doi:10.1016/S1470-2045(15)00613-0
- Finn RS, Martin M, Rugo HS, et al. Palbociclib and Letrozole in Advanced Breast Cancer. *N Engl J Med*. 2016;375(20):1925–1936. doi:10.1056/NEJMoa1607303
- Hortobagyi GN, Stemmer SM, Burris HA, et al. Updated results from MONALEESA-2, a Phase III trial of first-line ribociclib plus letrozole versus placebo plus letrozole in hormone receptor-positive, HER2-negative advanced breast cancer. *Ann Oncol*. 2018;29(7):1541–1547. doi:10.1093/annonc/mdy155
- Hortobagyi GN, Stemmer SM, Burris HA, et al. Updated results from MONALEESA-2, a Phase III trial of first-line ribociclib plus letrozole versus placebo plus letrozole in hormone receptor-positive, HER2-negative advanced breast cancer. *Ann Oncol*. 2019;30(11):1842. doi:10.1093/annonc/mdz215
- Johnston S, Martin M, Di Leo A, et al. MONARCH 3 final PFS: a randomized study of abemaciclib as initial therapy for advanced breast cancer. *NPJ Breast Cancer*. 2019;5:5. doi:10.1038/s41523-018-0097-z
- Turner NC, Ro J, Andre F, et al. Palbociclib in hormone-receptor-positive advanced breast cancer. *N Engl J Med*. 2015;373(3):209–219. doi:10.1056/NEJMoa1505270
- Turner NC, Slamon DJ, Ro J, et al. Overall survival with palbociclib and fulvestrant in advanced

- breast cancer. *N Engl J Med*. 2018;379(20):1926–1936. doi:10.1056/NEJMoa1810527
27. Slamon DJ, Neven P, Chia S, et al. Phase III randomized study of ribociclib and fulvestrant in hormone receptor-positive, human epidermal growth factor receptor 2-negative advanced breast cancer: MONALEESA-3. *J Clin Oncol*. 2018;36(24):2465–2472. doi:10.1200/JCO.2018.78.9909
 28. Tripathy D, Im SA, Colleoni M, et al. Ribociclib plus endocrine therapy for premenopausal women with hormone-receptor-positive, advanced breast cancer (MONALEESA-7): a randomised phase 3 trial. *Lancet Oncol*. 2018;19(7):904–915. doi:10.1016/S1470-2045(18)30292-4
 29. Im SA, Lu YS, Bardia A, et al. Overall survival with ribociclib plus endocrine therapy in breast cancer. *N Engl J Med*. 2019;381(4):307–316. doi:10.1056/NEJMoa1903765
 30. Ma CX, Gao F, Luo J, et al. NeoPalAna: neoadjuvant palbociclib, a cyclin-dependent kinase 4/6 inhibitor, and anastrozole for clinical stage 2 or 3 estrogen receptor-positive breast cancer. *Clin Cancer Res*. 2017;23(15):4055–4065. doi:10.1158/1078-0432.CCR-16-3206
 31. Cottu P, D'Hondt V, Dureau S, et al. Letrozole and palbociclib versus chemotherapy as neoadjuvant therapy of high-risk luminal breast cancer. *Ann Oncol*. 2018;29(12):2334–2340. doi:10.1093/annonc/mdy448
 32. Johnston S, Puhalla S, Wheatley D, et al. Randomized Phase II study evaluating palbociclib in addition to letrozole as neoadjuvant therapy in estrogen receptor-positive early breast cancer: PALLET trial. *J Clin Oncol*. 2019;37(3):178–189. doi:10.1200/JCO.18.01624
 33. Hurvitz SA, Martin M, Press MF, et al. Potent cell-cycle inhibition and upregulation of immune response with abemaciclib and anastrozole in neoMONARCH, Phase II neoadjuvant study in HR(+)/HER2(-) breast cancer. *Clin Cancer Res*. 2020;26(3):566–580. doi:10.1158/1078-0432.CCR-19-1425
 34. Prat A, Saura C, Pascual T, et al. Ribociclib plus letrozole versus chemotherapy for postmenopausal women with hormone receptor-positive, HER2-negative, luminal B breast cancer (CORALLEEN): an open-label, multicenter, randomised, Phase II trial. *Lancet Oncol*. 2020;21(1):33–43. doi:10.1016/S1470-2045(19)30786-7
 35. Khan QJ, O'Dea A, Bardia A, et al. Letrozole + ribociclib versus letrozole + placebo as neoadjuvant therapy for ER+ breast cancer (FELINE trial). *J Clin Oncol*. 2020;38:505. doi:10.1200/JCO.2020.38.15_suppl.505
 36. Delaloge S, Dureau S, D'Hondt V, et al. Survival outcomes after neoadjuvant letrozole and palbociclib versus third generation chemotherapy for patients with high-risk oestrogen receptor-positive HER2-negative breast cancer. *Eur J Cancer*. 2022;166:300–308. doi:10.1016/j.ejca.2022.01.014
 37. Ellis MJ, Tao Y, Luo J, et al. Outcome prediction for estrogen receptor-positive breast cancer based on postneoadjuvant endocrine therapy tumor characteristics. *J Natl Cancer Inst*. 2008;100(19):1380–1388. doi:10.1093/jnci/djn309
 38. Hong K, Yao L, Sheng X, et al. Neoadjuvant therapy of cyclin-dependent kinase 4/6 inhibitors combined with endocrine therapy in HR+/HER2- breast cancer: a systematic review and meta-analysis. *Oncol Res Treat*. 2021;44(10):557–567. doi:10.1159/000518573
 39. Tekpli X, Lien T, Rossevoild AH, et al. An independent poor-prognosis subtype of breast cancer defined by a distinct tumor immune microenvironment. *Nat Commun*. 2019;10(1):5499. doi:10.1038/s41467-019-13329-5
 40. Gleason CE, Dickson MA, Klein Dooley ME, et al. Therapy-induced senescence contributes to the efficacy of abemaciclib in patients with dedifferentiated liposarcoma. *Clin Cancer Res*. 2024;30(4):703–718. doi:10.1158/1078-0432.CCR-23-2378
 41. Takei H, Kurosumi M, Yoshida T, et al. Neoadjuvant endocrine therapy of breast cancer: which patients would benefit and what are the advantages? *Breast Cancer*. 2011;18(2):85–91. doi:10.1007/s12282-010-0239-0
 42. Geisler J, Haynes B, Anker G, et al. Influence of letrozole and anastrozole on total body aromatization and plasma estrogen levels in postmenopausal breast cancer patients evaluated in a randomized, cross-over study. *J Clin Oncol*. 2002;20(3):751–757. doi:10.1200/JCO.2002.20.3.751
 43. Geisler J, Helle H, Ekse D, et al. Letrozole is superior to anastrozole in suppressing breast cancer tissue and plasma estrogen levels. *Clin Cancer Res*. 2008;14(19):6330–6335. doi:10.1158/1078-0432.CCR-07-5221
 44. Lonning PE. Lack of complete cross-resistance between different aromatase inhibitors; a real finding in search for an explanation? *Eur J Cancer*. 2009;45(4):527–535. doi:10.1016/j.ejca.2008.10.019
 45. Hortobagyi GN, Stemmer SM, Burris HA, et al. Overall survival with ribociclib plus letrozole in advanced breast cancer. *N Engl J Med*. 2022;386(10):942–950. doi:10.1056/NEJMoa2114663
 46. Slamon DJ, Neven P, Chia S, et al. Overall survival with ribociclib plus fulvestrant in advanced breast cancer. *N Engl J Med*. 2020;382(6):514–524. doi:10.1056/NEJMoa1911149
 47. Spring LM, Wander SA, Andre F, et al. Cyclin-dependent kinase 4 and 6 inhibitors for hormone receptor-positive breast cancer: past, present, and future. *Lancet*. 2020;395(10226):817–827. doi:10.1016/S0140-6736(20)30165-3
 48. Harbeck N, Franke F, Villanueva-Vazquez R, et al. Health-related quality of life in premenopausal women with hormone-receptor-positive, HER2-negative advanced breast cancer treated with ribociclib plus endocrine therapy: results from a Phase III randomized clinical trial (MONALEESA-7). *Ther Adv Med Oncol*. 2020;12:1758835920943065. doi:10.1177/1758835920943065
 49. Verma S, O'Shaughnessy J, Burris HA, et al. Health-related quality of life of postmenopausal women with hormone receptor-positive, human epidermal growth factor receptor 2-negative advanced breast cancer treated with ribociclib + letrozole: results from MONALEESA-2. *Breast Cancer Res Treat*. 2018;170(3):535–545. doi:10.1007/s10549-018-4769-z