



Minerva Access is the Institutional Repository of The University of Melbourne

Author/s:

Adachi, I;Aggarwal, L;Ahmed, H;Aihara, H;Akopov, N;Aloisio, A;Anh Ky, N;Asner, DM;Atmacan, H;Aushev, T;Aushev, V;Aversano, M;Babu, V;Bae, H;Bahinipati, S;Bambade, P;Banerjee, S;Barrett, M;Baudot, J;Bauer, M;Baur, A;Beaubien, A;Becherer, F;Becker, J;Behera, PK;Bennett, JV;Bernlochner, FU;Bertacchi, V;Bertermes, M;Bertholet, E;Bessner, M;Bettarini, S;Bhuyan, B;Bianchi, F;Bilka, T;Bilokin, S;Biswas, D;Bobrov, A;Bodrov, D;Bolz, A;Bondar, A;Borah, J;Bozek, A;Bračko, M;Branchini, P;Browder, TE;Budano, A;Bussino, S;Campajola, M;Cao, L;Casarosa, G;Cecchi, C;Cerasoli, J;Chang, MC;Chang, P;Cheaib, R;Cheema, P;Cheon, BG;Chilikin, K;Chirapatpimol, K;Cho, HE;Cho, K;Cho, SJ;Choi, SK;Choudhury, S;Corona, L;Das, S;Dattola, F;De La Cruz-Burelo, E;De La Motte, SA;De Nardo, G;De Nuccio, M;De Pietro, G;De Sangro, R;Destefanis, M;Dhamija, R;Di Canto, A;Di Capua, F;Dingfelder, J;Doležal, Z;Domínguez Jiménez, I;Dong, TV;Dorigo, M;Dort, K;Dossett, D;Dreyer, S;Dubey, S;Dujany, G;Ecker, P;Eliachevitch, M;Epifanov, D;Feichtinger, P;Ferber, T;Ferlewicz, D;Fillinger, T;Finocchiaro, G;Fodor, A;Forti, F;Frey, A;Fulsom, BG

Title:

Search for the $e^+e^- \rightarrow \eta b(1S)\omega$ and $e^+e^- \rightarrow \chi b0(1P)\omega$ processes at $s = 10.745$ GeV

Date:

2024-04-01

Citation:

Adachi, I., Aggarwal, L., Ahmed, H., Aihara, H., Akopov, N., Aloisio, A., Anh Ky, N., Asner, D. M., Atmacan, H., Aushev, T., Aushev, V., Aversano, M., Babu, V., Bae, H., Bahinipati, S., Bambade, P., Banerjee, S., Barrett, M., Baudot, J., ... Fulsom, B. G. (2024). Search for the $e^+e^- \rightarrow \eta b(1S)\omega$ and $e^+e^- \rightarrow \chi b0(1P)\omega$ processes at $s = 10.745$ GeV. *Physical Review D*, 109(7), <https://doi.org/10.1103/PhysRevD.109.072013>.

Persistent Link:

<https://hdl.handle.net/11343/351834>

License:

[cc-by](#)

**Search for the $e^+e^- \rightarrow \eta_b(1S)\omega$ and $e^+e^- \rightarrow \chi_{b0}(1P)\omega$ processes
at $\sqrt{s} = 10.745$ GeV**

I. Adachi[ⓧ], L. Aggarwal[ⓧ], H. Ahmed[ⓧ], H. Aihara[ⓧ], N. Akopov[ⓧ], A. Aloisio[ⓧ], N. Anh Ky[ⓧ], D. M. Asner[ⓧ], H. Atmacan[ⓧ], T. Aushev[ⓧ], V. Aushev[ⓧ], M. Aversano[ⓧ], V. Babu[ⓧ], H. Bae[ⓧ], S. Bahinipati[ⓧ], P. Bambade[ⓧ], Sw. Banerjee[ⓧ], M. Barrett[ⓧ], J. Baudot[ⓧ], M. Bauer[ⓧ], A. Baur[ⓧ], A. Beaubien[ⓧ], F. Becherer[ⓧ], J. Becker[ⓧ], P. K. Behera[ⓧ], J. V. Bennett[ⓧ], F. U. Bernlochner[ⓧ], V. Bertacchi[ⓧ], M. Bertemes[ⓧ], E. Bertholet[ⓧ], M. Bessner[ⓧ], S. Bettarini[ⓧ], B. Bhuyan[ⓧ], F. Bianchi[ⓧ], T. Bilka[ⓧ], S. Bilokin[ⓧ], D. Biswas[ⓧ], A. Bobrov[ⓧ], D. Bodrov[ⓧ], A. Bolz[ⓧ], A. Bondar[ⓧ], J. Borah[ⓧ], A. Bozek[ⓧ], M. Bračko[ⓧ], P. Branchini[ⓧ], T. E. Browder[ⓧ], A. Budano[ⓧ], S. Bussino[ⓧ], M. Campajola[ⓧ], L. Cao[ⓧ], G. Casarosa[ⓧ], C. Cecchi[ⓧ], J. Cerasoli[ⓧ], M.-C. Chang[ⓧ], P. Chang[ⓧ], R. Cheaib[ⓧ], P. Cheema[ⓧ], B. G. Cheon[ⓧ], K. Chilikin[ⓧ], K. Chirapatpimol[ⓧ], H.-E. Cho[ⓧ], K. Cho[ⓧ], S.-J. Cho[ⓧ], S.-K. Choi[ⓧ], S. Choudhury[ⓧ], L. Corona[ⓧ], S. Das[ⓧ], F. Dattola[ⓧ], E. De La Cruz-Burelo[ⓧ], S. A. De La Motte[ⓧ], G. De Nardo[ⓧ], M. De Nuccio[ⓧ], G. De Pietro[ⓧ], R. de Sangro[ⓧ], M. Destefanis[ⓧ], R. Dhamija[ⓧ], A. Di Canto[ⓧ], F. Di Capua[ⓧ], J. Dingfelder[ⓧ], Z. Doležal[ⓧ], I. Domínguez Jiménez[ⓧ], T. V. Dong[ⓧ], M. Dorigo[ⓧ], K. Dort[ⓧ], D. Dossett[ⓧ], S. Dreyer[ⓧ], S. Dubey[ⓧ], G. Dujany[ⓧ], P. Ecker[ⓧ], M. Eliachevitch[ⓧ], D. Epifanov[ⓧ], P. Feichtinger[ⓧ], T. Ferber[ⓧ], D. Ferlewicz[ⓧ], T. Fillinger[ⓧ], G. Finocchiaro[ⓧ], A. Fodor[ⓧ], F. Forti[ⓧ], A. Frey[ⓧ], B. G. Fulsom[ⓧ], A. Gabrielli[ⓧ], E. Ganiev[ⓧ], M. Garcia-Hernandez[ⓧ], R. Garg[ⓧ], A. Garmash[ⓧ], G. Gaudino[ⓧ], V. Gaur[ⓧ], A. Gaz[ⓧ], A. Gellrich[ⓧ], G. Ghevondyan[ⓧ], D. Ghosh[ⓧ], H. Ghumaryan[ⓧ], G. Giakoustidis[ⓧ], R. Giordano[ⓧ], A. Giri[ⓧ], A. Glazov[ⓧ], B. Gobbo[ⓧ], R. Godang[ⓧ], O. Gogota[ⓧ], P. Goldenzweig[ⓧ], W. Gradl[ⓧ], T. Grammatico[ⓧ], S. Granderath[ⓧ], E. Graziani[ⓧ], D. Greenwald[ⓧ], Z. Gruberová[ⓧ], T. Gu[ⓧ], K. Gudkova[ⓧ], S. Halder[ⓧ], Y. Han[ⓧ], T. Hara[ⓧ], K. Hayasaka[ⓧ], H. Hayashii[ⓧ], S. Hazra[ⓧ], C. Hearty[ⓧ], M. T. Hedges[ⓧ], A. Heidelbach[ⓧ], I. Heredia de la Cruz[ⓧ], M. Hernández Villanueva[ⓧ], T. Higuchi[ⓧ], E. C. Hill[ⓧ], M. Hoek[ⓧ], M. Hohmann[ⓧ], P. Horak[ⓧ], C.-L. Hsu[ⓧ], T. Humair[ⓧ], T. Iijima[ⓧ], K. Inami[ⓧ], N. Ipsita[ⓧ], A. Ishikawa[ⓧ], R. Itoh[ⓧ], M. Iwasaki[ⓧ], P. Jackson[ⓧ], W. W. Jacobs[ⓧ], E.-J. Jang[ⓧ], Q. P. Ji[ⓧ], S. Jia[ⓧ], Y. Jin[ⓧ], A. Johnson[ⓧ], K. K. Joo[ⓧ], H. Junkerkalefeld[ⓧ], H. Kakuno[ⓧ], D. Kalita[ⓧ], J. Kandra[ⓧ], K. H. Kang[ⓧ], S. Kang[ⓧ], G. Karyan[ⓧ], T. Kawasaki[ⓧ], F. Keil[ⓧ], C. Kiesling[ⓧ], C.-H. Kim[ⓧ], D. Y. Kim[ⓧ], K.-H. Kim[ⓧ], Y.-K. Kim[ⓧ], H. Kindo[ⓧ], K. Kinoshita[ⓧ], P. Kodyš[ⓧ], T. Koga[ⓧ], S. Kohani[ⓧ], K. Kojima[ⓧ], T. Konno[ⓧ], A. Korobov[ⓧ], S. Korpar[ⓧ], E. Kovalenko[ⓧ], R. Kowalewski[ⓧ], T. M. G. Kraetzschmar[ⓧ], P. Križan[ⓧ], P. Krokovny[ⓧ], Y. Kulii[ⓧ], T. Kuhr[ⓧ], J. Kumar[ⓧ], M. Kumar[ⓧ], K. Kumara[ⓧ], T. Kunigo[ⓧ], A. Kuzmin[ⓧ], Y.-J. Kwon[ⓧ], S. Lacaprra[ⓧ], Y.-T. Lai[ⓧ], T. Lam[ⓧ], L. Lanceri[ⓧ], J. S. Lange[ⓧ], M. Laurenza[ⓧ], R. Leboucher[ⓧ], F. R. Le Diberder[ⓧ], M. J. Lee[ⓧ], P. Leitl[ⓧ], D. Levit[ⓧ], P. M. Lewis[ⓧ], L. K. Li[ⓧ], Y. Li[ⓧ], Y. B. Li[ⓧ], J. Libby[ⓧ], Q. Y. Liu[ⓧ], Z. Q. Liu[ⓧ], D. Liventsev[ⓧ], S. Longo[ⓧ], A. Lozar[ⓧ], T. Lueck[ⓧ], C. Lyu[ⓧ], Y. Ma[ⓧ], M. Maggiora[ⓧ], S. P. Maharana[ⓧ], R. Maiti[ⓧ], S. Maity[ⓧ], G. Mancinelli[ⓧ], R. Manfredi[ⓧ], E. Manoni[ⓧ], A. C. Manthei[ⓧ], M. Mantovano[ⓧ], D. Marcantonio[ⓧ], S. Marcello[ⓧ], C. Marinas[ⓧ], L. Martel[ⓧ], C. Martellini[ⓧ], A. Martini[ⓧ], T. Martinov[ⓧ], L. Massaccesi[ⓧ], M. Masuda[ⓧ], T. Matsuda[ⓧ], K. Matsuoka[ⓧ], D. Matvienko[ⓧ], S. K. Maurya[ⓧ], J. A. McKenna[ⓧ], R. Mehta[ⓧ], F. Meier[ⓧ], M. Merola[ⓧ], F. Metzner[ⓧ], M. Milesi[ⓧ], C. Miller[ⓧ], M. Mirra[ⓧ], K. Miyabayashi[ⓧ], H. Miyake[ⓧ], R. Mizuk[ⓧ], G. B. Mohanty[ⓧ], N. Molina-Gonzalez[ⓧ], S. Mondal[ⓧ], S. Moneta[ⓧ], H.-G. Moser[ⓧ], M. Mrvar[ⓧ], R. Mussa[ⓧ], I. Nakamura[ⓧ], M. Nakao[ⓧ], H. Nakazawa[ⓧ], Y. Nakazawa[ⓧ], A. Narimani Charan[ⓧ], M. Naruki[ⓧ], D. Narwal[ⓧ], Z. Natkaniec[ⓧ], A. Natochii[ⓧ], L. Nayak[ⓧ], M. Nayak[ⓧ], G. Nazaryan[ⓧ], C. Niebuhr[ⓧ], S. Nishida[ⓧ], S. Ogawa[ⓧ], Y. Onishchuk[ⓧ], H. Ono[ⓧ], Y. Onuki[ⓧ], P. Oskin[ⓧ], F. Otani[ⓧ], P. Pakhlov[ⓧ], G. Pakhlova[ⓧ], A. Paladino[ⓧ], A. Panta[ⓧ], S. Pardi[ⓧ], K. Parham[ⓧ], H. Park[ⓧ], S.-H. Park[ⓧ], B. Paschen[ⓧ], A. Passeri[ⓧ], S. Patra[ⓧ], S. Paul[ⓧ], T. K. Pedlar[ⓧ], R. Peschke[ⓧ], R. Pestotnik[ⓧ], F. Pham[ⓧ], M. Piccolo[ⓧ], L. E. Piilonen[ⓧ], G. Pinna Angioni[ⓧ], P. L. M. Podesta-Lerma[ⓧ], T. Podobnik[ⓧ], S. Pokharel[ⓧ], C. Praz[ⓧ], S. Prell[ⓧ], E. Prencipe[ⓧ], M. T. Prim[ⓧ], H. Purwar[ⓧ], P. Rados[ⓧ], G. Raeuber[ⓧ], S. Raiz[ⓧ], N. Rauls[ⓧ], M. Reif[ⓧ], S. Reiter[ⓧ], M. Remnev[ⓧ], I. Ripp-Baudot[ⓧ], G. Rizzo[ⓧ], S. H. Robertson[ⓧ], M. Roehrken[ⓧ], J. M. Roney[ⓧ], A. Rostomyan[ⓧ], N. Rout[ⓧ], G. Russo[ⓧ], D. A. Sanders[ⓧ], S. Sandilya[ⓧ], A. Sangal[ⓧ], L. Santelj[ⓧ], Y. Sato[ⓧ], V. Savinov[ⓧ], B. Scavino[ⓧ], C. Schwanda[ⓧ], Y. Seino[ⓧ], A. Selce[ⓧ], K. Senyo[ⓧ], J. Serrano[ⓧ], M. E. Seviror[ⓧ], C. Sfienti[ⓧ], W. Shan[ⓧ], C. Sharma[ⓧ], X. D. Shi[ⓧ], T. Shillington[ⓧ], T. Shimasaki[ⓧ], J.-G. Shiu[ⓧ], D. Shtol[ⓧ], B. Shwartz[ⓧ], A. Sibidanov[ⓧ], F. Simon[ⓧ], J. B. Singh[ⓧ], J. Skorupa[ⓧ], R. J. Sobie[ⓧ], M. Sobotzik[ⓧ], A. Soffer[ⓧ], A. Sokolov[ⓧ], E. Solovieva[ⓧ], S. Spataro[ⓧ], B. Spruck[ⓧ], M. Starič[ⓧ], P. Stavroulakis[ⓧ], S. Stefkova[ⓧ], R. Stroili[ⓧ], Y. Sue[ⓧ], M. Sumihama[ⓧ], K. Sumisawa[ⓧ], W. Sutcliffe[ⓧ], H. Svidras[ⓧ], M. Takahashi[ⓧ], M. Takizawa[ⓧ], U. Tamponi[ⓧ], S. Tanaka[ⓧ], K. Tanida[ⓧ], F. Tenchini[ⓧ], O. Tittel[ⓧ], R. Tiwary[ⓧ], D. Tonelli[ⓧ], E. Torassa[ⓧ], K. Trabelsi[ⓧ], I. Tsaklidis[ⓧ], M. Uchida[ⓧ], I. Ueda[ⓧ], Y. Uematsu[ⓧ], T. Uglov[ⓧ], K. Unger[ⓧ], Y. Unno[ⓧ], K. Uno[ⓧ], S. Uno[ⓧ], P. Urquijo[ⓧ], Y. Ushiroda[ⓧ], S. E. Vahsen[ⓧ], R. van Tonder[ⓧ], K. E. Varvell[ⓧ], M. Veronesi[ⓧ], A. Vinokurova[ⓧ], V. S. Vismaya[ⓧ], L. Vitale[ⓧ], R. Volpe[ⓧ], B. Wach[ⓧ], M. Wakai[ⓧ], S. Wallner[ⓧ], E. Wang[ⓧ], M.-Z. Wang[ⓧ], X. L. Wang[ⓧ], Z. Wang[ⓧ], A. Warburton[ⓧ], M. Watanabe[ⓧ], S. Watanuki[ⓧ], C. Wessel[ⓧ], E. Won[ⓧ], X. P. Xu[ⓧ],

B. D. Yabsley^{1b}, S. Yamada^{2b}, S. B. Yang^{3b}, J. Yelton^{4b}, J. H. Yin^{5b}, K. Yoshihara^{6b}, C. Z. Yuan^{7b}, L. Zani^{8b}, B. Zhang^{9b}, V. Zhilich^{10b}, Q. D. Zhou^{11b}, X. Y. Zhou^{12b}, V. I. Zhukova^{13b}, and R. Žlebčík^{14b}

(Belle II Collaboration)

 (Received 21 December 2023; accepted 7 March 2024; published 24 April 2024)

We search for the $e^+e^- \rightarrow \eta_b(1S)\omega$ and $e^+e^- \rightarrow \chi_{b0}(1P)\omega$ processes at a center-of-mass energy of 10.745 GeV, which is close to the peak of the $\Upsilon(10753)$ state. We use data collected by the Belle II experiment during a special run, corresponding to an integrated luminosity of 9.8 fb⁻¹. We reconstruct $\omega \rightarrow \pi^+\pi^-\pi^0$ decays and use the ω meson's recoil mass to search for the signals. We do not find evidence for either process, and set upper limits on the corresponding Born-level cross sections of 2.5 pb and 7.8 pb, respectively, at the 90% confidence level. The $\chi_{b0}(1P)\omega$ limit is the result of a combination of this analysis and a previous search using full reconstruction.

DOI: [10.1103/PhysRevD.109.072013](https://doi.org/10.1103/PhysRevD.109.072013)

I. INTRODUCTION

Recently, the Belle experiment observed a new state, the $\Upsilon(10753)$, as a narrow enhancement in the $e^+e^- \rightarrow \Upsilon(1S, 2S, 3S)\pi^+\pi^-$ cross sections [1]. Subsequently, the Belle II experiment observed a similar structure in the $e^+e^- \rightarrow \chi_{b1,2}(1P)\omega$ cross sections, which confirms the existence of the $\Upsilon(10753)$ in additional decay channels [2]. This state has been interpreted in several ways: as an $\Upsilon(3D)$ bottomonium level mixed with nearby S -wave states via hadron loops [3–6], a hadronic molecule with a small admixture of bottomonium [7], a hybrid meson [8–10], or a compact tetraquark with a diquark-antidiquark structure [11,12]. Further studies of hadronic transitions from the $\Upsilon(10753)$ to lower bottomonia will help to understand its structure [6,10–17].

In this paper, we report on a search for the processes $e^+e^- \rightarrow \eta_b(1S)\omega$ and $e^+e^- \rightarrow \chi_{b0}(1P)\omega$ at a center-of-mass (c.m.) energy $\sqrt{s} = 10.745$ GeV, which is close to the peak of the $\Upsilon(10753)$ state. We use Belle II data corresponding to an integrated luminosity of 9.8 fb⁻¹ [18] collected during a special run of the SuperKEKB collider at energies above the $\Upsilon(4S)$ resonance.

The $\eta_b(1S)$ and $\chi_{b0}(1P)$ mesons do not have exclusive decay channels with a large product of efficiency and branching fraction. Thus, we reconstruct only an ω meson in the $\pi^+\pi^-\pi^0$ decay and use recoil mass,

$$M_{\text{recoil}}(\pi^+\pi^-\pi^0) = \sqrt{\left(\frac{\sqrt{s} - E_\omega}{c^2}\right)^2 - \left(\frac{p_\omega}{c}\right)^2}, \quad (1)$$

as the signal-extraction variable, where E_ω and p_ω are the energy and momentum of the $\pi^+\pi^-\pi^0$ combination in the c.m. frame of the colliding beams.

In a previous study [2], we searched for the process $e^+e^- \rightarrow \chi_{b0}(1P)\omega$ fully reconstructing the $\chi_{b0}(1P) \rightarrow \Upsilon(1S)\gamma$ decay and found no significant signal. The probability of the decay $\chi_{b0}(1P) \rightarrow \Upsilon(1S)\gamma$ is small, thus, the sensitivity of partial reconstruction, applied in this analysis, might be higher than that of full reconstruction.

We follow a blind approach, i.e., the analysis procedure is established before examining the recoil-mass distribution in data.

II. BELLE II DETECTOR AND SIMULATION

The analysis is based on a data sample collected with the Belle II detector [19] at the asymmetric-energy e^+e^- SuperKEKB collider [20].

The detector has a cylindrical geometry with z axis approximately coincident with the electron beam direction, which defines the forward direction. Belle II includes a two-layer silicon-pixel detector (PXD) surrounded by a four-layer double-sided silicon-strip detector and a 56-layer central drift chamber (CDC). These detectors reconstruct tracks (trajectories of charged particles). Only one sixth of the second layer of the PXD was installed for the data analyzed here. Surrounding the CDC is a time-of-propagation counter (TOP) in the central region, and an aerogel-based ring-imaging Cherenkov counter (ARICH) in the forward region. These detectors provide charged-particle identification. Surrounding the TOP and ARICH is an electromagnetic calorimeter (ECL) made with CsI(Tl) crystals that provides energy and timing measurements for photons and electrons. These subsystems are surrounded by a superconducting solenoid, providing an axial magnetic field of 1.5 T. An iron flux return located outside the coil is instrumented with resistive plate chambers and

Published by the American Physical Society under the terms of the [Creative Commons Attribution 4.0 International license](https://creativecommons.org/licenses/by/4.0/). Further distribution of this work must maintain attribution to the author(s) and the published article's title, journal citation, and DOI. Funded by SCOAP³.

plastic scintillators to detect K_L^0 mesons and to identify muons (KLM).

For simulation, we use the EvtGen package [21]. Signal events are generated with a uniform distribution over angular variables and then are weighted according to the theoretical expectations described in Appendix. To model the event distribution over the Dalitz plot (DP) of the $\omega \rightarrow \pi^+\pi^-\pi^0$ decay, we use the OMEGA_DALITZ model [21]. Initial-state radiation (ISR) is simulated using the PHOKHARA generator [22] where processes at next-to-leading order in the electromagnetic coupling are taken into account. We assume that the signal processes proceed via the $\Upsilon(10753)$ state with mass and width from Ref. [1]. The simulation samples are weighted accordingly. The GEANT4 package is used to simulate the passage of the particles inside the detector and its response [23]. All the data and simulated events are reconstructed and analyzed using the Belle II analysis software [24,25].

III. EVENT SELECTION

We reconstruct the ω meson using the $\omega \rightarrow \pi^+\pi^-\pi^0$ decay. Online event selection is based on the number of charged particles and observed energy in an event, and is fully efficient for signal. For charged pions, we require the distance from the beam-spot to be within 0.5 cm along the z axis and 0.3 cm in the transverse plane. Particle identification uses the dE/dx measurements in the CDC and information from TOP, ARICH, ECL, and KLM. The corresponding likelihoods are calculated for each particle hypothesis, and loose selections are applied to separate charged pions from kaons, protons, and electrons.

Candidate π^0 mesons are reconstructed from pairs of photons, which are energy deposits (clusters) in the ECL not matched to a track in the CDC. The photon energy is required to exceed 50 MeV in the forward endcap ($12.4^\circ < \theta < 31.4^\circ$) and barrel ($32.2^\circ < \theta < 128.7^\circ$) regions of the ECL, and 75 MeV in the backward endcap ($130.7^\circ < \theta < 155.1^\circ$), because the latter region has higher beam-induced background. To suppress beam-induced background, we require the difference between the cluster time and the collision time to satisfy $|\Delta t| < 50$ ns. This requirement corresponds to approximately two standard deviations in time resolution. To suppress background from hadronic clusters, which are broader than electromagnetic ones, we require the ratio of the energy deposit in a 3×3 matrix of crystals to that in the enclosing 5×5 matrix in which the four corner crystals are excluded to be greater than 0.8. The invariant mass of the selected photon pairs $M(\gamma\gamma)$ is required to satisfy $|M(\gamma\gamma) - m_{\pi^0}| < 12$ MeV/ c^2 for the $\eta_b(1S)\omega$ channel and $|M(\gamma\gamma) - m_{\pi^0}| < 13$ MeV/ c^2 for the $\chi_{b0}(1P)\omega$ channel, where m_{π^0} is the π^0 mass [26]. These requirements correspond to approximately twice the π^0 mass resolution. To suppress combinatorial background from low-energy photons, we require the momentum of the

π^0 candidate in the c.m. frame of the colliding beams to exceed 260 MeV/ c for the $\eta_b(1S)\omega$ channel and 130 MeV/ c for the $\chi_{b0}(1P)\omega$ channel. We perform a mass-constrained kinematic fit for the π^0 candidates to improve the π^0 momentum resolution.

The ω candidates are selected by combining π^+ , π^- , and π^0 , and requiring the invariant mass to satisfy $|M(\pi^+\pi^-\pi^0) - m_\omega| < 13$ MeV/ c^2 , where m_ω is the ω mass [26]. In the DP of the $\omega \rightarrow \pi^+\pi^-\pi^0$ decay, the density of the signal decreases toward the boundaries, while the combinatorial background is concentrated near the boundaries. To suppress the combinatorial background, we use a normalized distance r to the center of the symmetrized DP [27] in our candidate selection criteria. The variable r takes the value $r = 0$ at the DP center and $r = 1$ at its boundary. We require $r < 0.84$ for the $\eta_b(1S)$ and $r < 0.82$ for the $\chi_{b0}(1P)$.

To suppress background from continuum events $e^+e^- \rightarrow q\bar{q}$ ($q = u, d, s, c$), which have a jetlike shape, we use the ratio R_2 of the second to the zeroth order Fox-Wolfram moments [28]. For $b\bar{b}$ events, this variable peaks at approximately 0.1, while for continuum events it is distributed almost uniformly between 0.0 and 1.0. The selection criteria are $R_2 < 0.21$ for the $\eta_b(1S)$ and $R_2 < 0.28$ for the $\chi_{b0}(1P)$.

The above selection criteria are obtained by maximizing the figure of merit (FoM), defined as $\epsilon_{\text{sig}}/\sqrt{N_{\text{bkg}}}$, where ϵ_{sig} is the signal efficiency determined using simulation, and N_{bkg} is the yield of candidates in a wide $M_{\text{recoil}}(\pi^+\pi^-\pi^0)$ interval near the expected signal position in data. This definition of the FoM takes into account the small signal-to-background ratio for partial reconstruction. To find the global maximum of the FoM, we scan each selection variable in an iterative way.

The $M_{\text{recoil}}(\pi^+\pi^-\pi^0)$ fit intervals are (9200, 9600) MeV/ c^2 and (9780, 9950) MeV/ c^2 for the $\eta_b(1S)$ and $\chi_{b0}(1P)$ candidates, respectively. For reference, the $\eta_b(1S)$ mass is (9398.7 ± 2.0) MeV/ c^2 , and the $\chi_{bJ}(1P)$ ($J = 0, 1, 2$) masses are (9859.4 ± 0.5) MeV/ c^2 , (9892.8 ± 0.4) MeV/ c^2 , and (9912.2 ± 0.4) MeV/ c^2 , respectively [26]. The $M_{\text{recoil}}(\pi^+\pi^-\pi^0)$ resolutions are 15.0 MeV/ c^2 for the $\eta_b(1S)$ and 8.4 MeV/ c^2 for the $\chi_{b0}(1P)$.

There are on average 1.6 and 4.0 candidates per event for the $e^+e^- \rightarrow \eta_b(1S)\omega$ and $e^+e^- \rightarrow \chi_{b0}(1P)\omega$ processes, respectively. We verify that the additional candidates do not peak in the $M_{\text{recoil}}(\pi^+\pi^-\pi^0)$ signal regions, and therefore, we retain all candidates. The reconstruction efficiencies are 7.6% and 7.8% for the $\eta_b(1S)\omega$ and $\chi_{b0}(1P)\omega$ channels, respectively. These include corrections for the discrepancies between data and simulation, which are discussed along with the systematic uncertainties in Sec. V.

The $M(\pi^+\pi^-\pi^0)$ distributions for the $e^+e^- \rightarrow \eta_b(1S)\omega$ and $e^+e^- \rightarrow \chi_{b0}(1P)\omega$ candidates without the $\pi^+\pi^-\pi^0$ invariant mass requirement are shown in Fig. 1. We perform

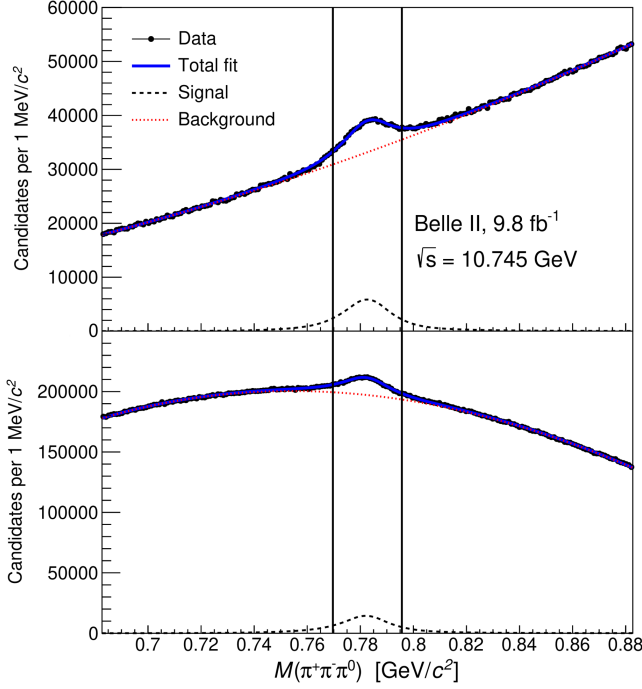


FIG. 1. Distributions of $M(\pi^+\pi^-\pi^0)$ for the $e^+e^- \rightarrow \eta_b(1S)\omega$ (top) and $e^+e^- \rightarrow \chi_{b0}(1P)\omega$ (bottom) candidates. Points indicate the data; solid curves show the results of the fit; dashed and dotted curves show the signal and background components of the fit, respectively. Vertical lines indicate the ω signal region.

a least-squares fit to these distributions, in which the ω -signal shape is modeled by a sum of a Gaussian function and a double-sided Crystal Ball (CB) function [29], while the background is described by second and third order Chebyshev polynomials for the $\eta_b(1S)\omega$ and $\chi_{b0}(1P)\omega$ channels, respectively. The parameters of the signal fit function are determined from simulation. To account for possible data-simulation discrepancies, we introduce an overall mass shift and a width scale factor that are determined from the fit. We find, respectively, (0.80 ± 0.16) MeV/ c^2 and 1.07 ± 0.03 for the $\eta_b(1S)$, (0.17 ± 0.18) MeV/ c^2 , and 0.99 ± 0.03 for the $\chi_{b0}(1P)$. The purity of the ω -meson candidates is estimated to be 12.9% and 5.3% for the $\eta_b(1S)\omega$ and $\chi_{b0}(1P)\omega$ channels, respectively.

IV. YIELD MEASUREMENT

The $M_{\text{recoil}}(\pi^+\pi^-\pi^0)$ distributions for the $e^+e^- \rightarrow \eta_b(1S)\omega$ and $e^+e^- \rightarrow \chi_{b0}(1P)\omega$ candidates are shown in Figs. 2 and 3, respectively. We perform a χ^2 fit to these distributions, in which the shapes of the $\eta_b(1S)$ and $\chi_{bJ}(1P)$ signals are fixed to the simulation results. To model the background, we use a 3rd-order Chebyshev polynomial for the $\eta_b(1S)$ channel, and the product of a 4th-order Chebyshev polynomial and a square-root function for the $\chi_{b0}(1P)$ channel. Orders of the polynomial

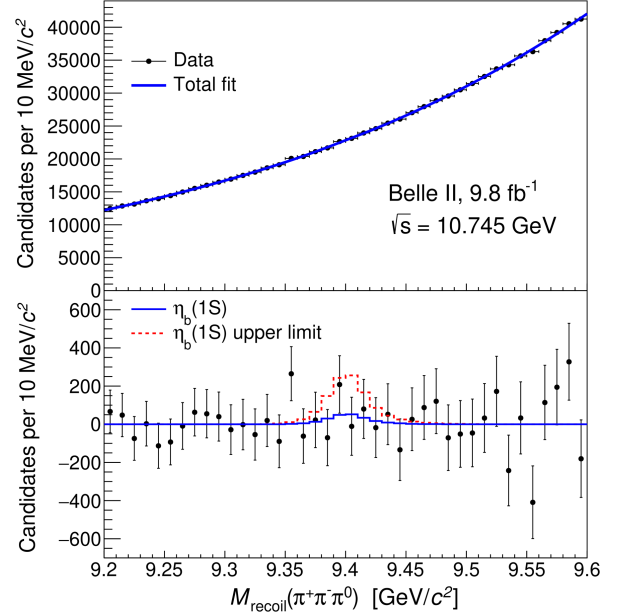


FIG. 2. Distribution of $M_{\text{recoil}}(\pi^+\pi^-\pi^0)$ for the $e^+e^- \rightarrow \eta_b(1S)\omega$ candidates. Top: data points with the fit function overlaid. Bottom: the same distributions with the background component of the fit function subtracted. The solid histogram shows the fit function for the best fit; the dashed histogram shows the same function with the yield fixed to the upper limit.

functions are chosen to give the maximal p -value for the fit.

Based on the results of the full-reconstruction analysis [2], we find that the expected ratio of the $\chi_{b1}(1P)$ and

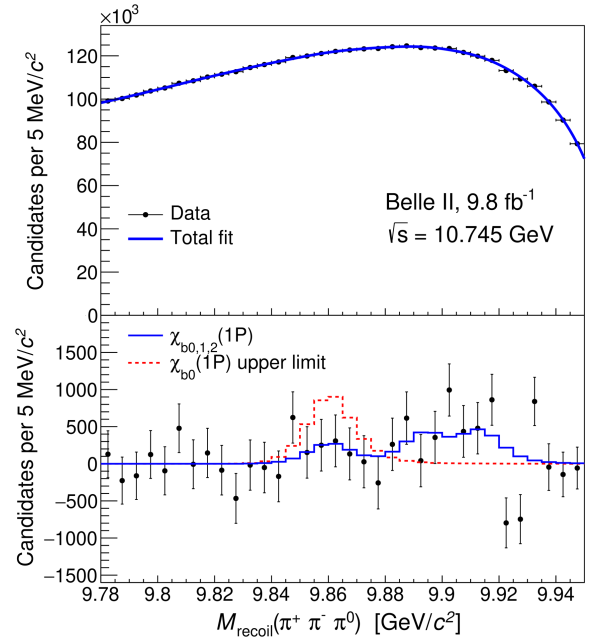


FIG. 3. Distribution of $M_{\text{recoil}}(\pi^+\pi^-\pi^0)$ for the $e^+e^- \rightarrow \chi_{b0}(1P)\omega$ candidates. Symbols are the same as those in Fig. 2. The $\chi_{b1}(1P)$ and $\chi_{b2}(1P)$ contributions between 9.88 and 9.94 GeV/ c^2 are discussed in the text.

TABLE I. Signal yields and Born-level cross sections (central values and upper limits at the 90% CL) for the processes $e^+e^- \rightarrow \eta_b(1S)\omega$ and $e^+e^- \rightarrow \chi_{b0}(1P)\omega$.

	$\eta_b(1S)\omega$	$\chi_{b0}(1P)\omega$
Yield (10^3)	$0.23 \pm 0.49 \pm 0.25$	$1.2 \pm 1.4 \pm 0.9$
Born cross section (pb)	$0.5 \pm 1.1 \pm 0.6$	$2.6 \pm 3.1 \pm 2.0$
Upper limit (pb)	<2.5	<8.7

$\chi_{b2}(1P)$ yields with partial reconstruction is $N_1/N_2 = 1.4 \pm 0.7$. In an initial fit to the data we fix $N_1/N_2 = 1.4$, and find $N_1 + N_2 = (5.5 \pm 3.2) \times 10^3$, which agrees with the expectation based on Ref. [2] of $(3.4 \pm 1.0) \times 10^3$. In the following, we fix $N_1 + N_2$ to the expected value, which helps to improve the sensitivity to the $\chi_{b0}(1P)$ signal. Thus, only the $\eta_b(1S)$ and $\chi_{b0}(1P)$ yields, and background parameters, are free in the fit. The fit results are shown in Figs. 2 and 3. We use 1 MeV/ c^2 bins for fitting and 10 MeV/ c^2 or 5 MeV/ c^2 bins for visualization. No significant signals are observed; the obtained $\eta_b(1S)$ and $\chi_{b0}(1P)$ yields are given in Table I.

V. BORN CROSS SECTIONS AND SYSTEMATIC UNCERTAINTIES

The Born-level cross sections are calculated as

$$\sigma_B = \frac{N|1 - \Pi|^2}{\epsilon \mathcal{L}(1 + \delta_{\text{ISR}})\mathcal{B}_{\text{int}}}, \quad (2)$$

where N is the signal yield, ϵ is the reconstruction efficiency, \mathcal{L} is the integrated luminosity; $|1 - \Pi|^2 = 0.93$ is the vacuum polarization [30], \mathcal{B}_{int} is a product of the $\mathcal{B}(\omega \rightarrow \pi^+\pi^-\pi^0)$ and $\mathcal{B}(\pi^0 \rightarrow \gamma\gamma)$ branching fractions, $(1 + \delta_{\text{ISR}}) = 0.63$ is the radiative correction calculated using the Kuraev-Fadin radiator [31] assuming production via $\Upsilon(10753)$.

The dominant contributions to the systematic uncertainty in the yields are listed in Table II. We vary the $\eta_b(1S)$ mass and width and the $\chi_{b0}(1S)$ mass by one standard deviation around their values [26]. The effect of variation of the $\eta_b(1S)$ width is negligibly small. We vary the c.m. energy

TABLE II. Systematic uncertainties in the yields for the processes $e^+e^- \rightarrow \eta_b(1S)\omega$ and $e^+e^- \rightarrow \chi_{b0}(1P)\omega$ (in units of 10^3).

	$\eta_b(1S)\omega$	$\chi_{b0}(1P)\omega$
$\eta_b(1S)/\chi_{b0}(1P)$ mass	0.05	0.08
Collision-energy calibration	0.02	0.19
Cross-section shape	0.01	0.13
$\chi_{b1}(1P)$ and $\chi_{b2}(1P)$ yields	–	0.27
Background shape	0.24	0.85
Total	0.25	0.92

in Eq. (1) by ± 1 MeV to account for the uncertainty in its calibration [32]. We use the shifts and scale factors of the $M(\pi^+\pi^-\pi^0)$ fits, determined in Sec. III, to calibrate the momentum resolution in the signal simulation; the resulting change of the yields is negligibly small. The peak position and the ISR tail of the signal function depend on the shape of the cross section as a function of collision energy. We assume that the signal cross section is constant in energy instead of considering the resonant production via $\Upsilon(10753)$. Since N and $(1 + \delta_{\text{ISR}})$ are correlated when the shape of the cross section is varied, we calculate the deviation of the ratio $N/(1 + \delta_{\text{ISR}})$. For the $\chi_{b0}(1P)\omega$ channel, we vary the expected $\chi_{b1}(1P)$ and $\chi_{b2}(1P)$ yields $N_1 = (1.9 \pm 0.4) \times 10^3$ and $N_2 = (1.4 \pm 0.6) \times 10^3$ according to their uncertainties considering their -0.57 correlation [2]. To estimate the contribution from the assumptions on the background shape, we vary both boundaries of the $\eta_b(1S)$ fit interval simultaneously by ± 50 MeV/ c^2 , and the lower boundary of the $\chi_{b0}(1P)$ fit interval by ± 50 MeV/ c^2 . We also increase the polynomial order by one. For the background-shape source, we consider the root-mean-square spread of the deviations to be the corresponding systematic uncertainty. For other sources, we use maximal deviations. The total systematic uncertainty in the yields, shown in Table II, is estimated as a sum of the various contributions in quadrature.

A summary of the multiplicative uncertainties is presented in Table III. The possible discrepancies between data and simulation contribute to the uncertainty in the reconstruction efficiency. The OMEGA_DALITZ model assumes a uniform distribution over the P -wave phase space [21] and describes data quite well [33]. We use corrections to this model determined by the BESIII experiment [33] to weight our simulated events and find that the efficiency changes by less than 1%, which is negligibly small. The process $e^+e^- \rightarrow \eta_b(1S)\omega$ proceeds in a P -wave; its angular distribution, given in Appendix, is defined uniquely. The processes $e^+e^- \rightarrow \chi_{bJ}(1P)\omega$ can proceed in S - and D -waves (in case of $J = 2$, even an F -wave is allowed); however, higher orbital angular momenta are strongly suppressed due to proximity of the collision

TABLE III. Multiplicative systematic uncertainties for the measurement of the $e^+e^- \rightarrow \eta_b(1S)\omega$ and $e^+e^- \rightarrow \chi_{b0}(1P)\omega$ cross sections (in %).

	$\eta_b(1S)\omega$	$\chi_{b0}(1P)\omega$
Track reconstruction efficiency	1.6	2.4
PID efficiency	0.8	1.0
π^0 reconstruction efficiency	3.2	7.3
R_2 efficiency	10.0	10.0
Luminosity	0.6	0.6
$\mathcal{B}(\omega \rightarrow \pi^+\pi^-\pi^0)\mathcal{B}(\pi^0 \rightarrow \gamma\gamma)$	0.7	0.7
Total multiplicative uncertainty	10.7	12.7

energy to the $\chi_{bJ}(1P)\omega$ thresholds. The systematic uncertainty in the reconstruction efficiency due to possible D -wave admixture is negligibly small. The uncertainty in track reconstruction efficiency is estimated using the $\bar{B}^0 \rightarrow D^{*+}(\rightarrow D^0\pi^+)\pi^-$ decays for low-momentum particles and using the $e^+e^- \rightarrow \tau^+\tau^-$ process for mid-to-high momentum particles. The uncertainty in the efficiency of the PID requirements is determined using $K_S^0 \rightarrow \pi^+\pi^-$, $D^{*+} \rightarrow D^0(\rightarrow K^-\pi^+)\pi^+$, and $\Lambda^0 \rightarrow p\pi^-$ data samples. The uncertainty in the π^0 reconstruction efficiency is estimated by comparing reconstructed $\eta \rightarrow \pi^0\pi^0\pi^0$, $\eta \rightarrow \pi^+\pi^-\pi^0$, and $\eta \rightarrow \gamma\gamma$ decays. The efficiencies of the R_2 requirements in the $\eta_b(1S)\omega$ and $\chi_{b0}(1P)\omega$ channels are 82% and 91%, respectively. We assume that the relative uncertainty in these efficiencies is 10%. The uncertainty in luminosity is measured using Bhabha and $\gamma\gamma$ events [18]. The uncertainties in the $\omega \rightarrow \pi^+\pi^-\pi^0$ and $\pi^0 \rightarrow \gamma\gamma$ branching fractions are taken from Ref. [26].

The yield uncertainty δ_N , obtained by adding the corresponding statistical and systematic uncertainties in quadrature, is combined with the multiplicative uncertainty δ using the following formula:

$$(N \pm \delta_N) \times (1 \pm \delta) = N \pm (\delta_N \oplus N\delta \oplus \delta_N\delta), \quad (3)$$

where the symbol \oplus denotes addition in quadrature. The estimated Born-level cross sections and upper limits at the 90% confidence level (CL) set using the likelihood-ratio ordering method [34] are presented in Table I.

VI. CONCLUSIONS

We report a search for the $e^+e^- \rightarrow \eta_b(1S)\omega$ and $e^+e^- \rightarrow \chi_b(1S)\omega$ processes at $\sqrt{s} = 10.745$ GeV. No significant signals are observed, and we set the following 90% CL upper limits on Born-level cross sections:

$$\begin{aligned} \sigma_B(e^+e^- \rightarrow \eta_b(1S)\omega) &< 2.5 \text{ pb}, \\ \sigma_B(e^+e^- \rightarrow \chi_{b0}(1P)\omega) &< 8.7 \text{ pb}. \end{aligned} \quad (4)$$

The upper limit on the $e^+e^- \rightarrow \chi_{b0}(1P)\omega$ cross section is comparable to the upper limit obtained using full reconstruction of 11.3 pb [2]. We combine the two results, taking into account correlations, to obtain

$$\sigma_B(e^+e^- \rightarrow \chi_{b0}(1P)\omega) < 7.8 \text{ pb}. \quad (5)$$

The tetraquark model of Ref. [11] predicts that the decay rate of $\Upsilon(10753) \rightarrow \eta_b(1S)\omega$ is strongly enhanced compared to the decay rates of $\Upsilon(10753) \rightarrow \Upsilon(nS)\pi^+\pi^-$. The obtained upper limit on $\sigma_B(\eta_b(1S)\omega)$ is close to the measured values of $\sigma_B(\Upsilon(nS)\pi^+\pi^-)$, which are in the range (1–3) pb [1]. Thus, our results do not support the tetraquark-model prediction that the $\Upsilon(10753) \rightarrow \eta_b(1S)\omega$ decay is enhanced [11]. In the $4S - 3D$ mixing

model, the decay rate of $\Upsilon(10753) \rightarrow \eta_b(1S)\omega$ is smaller than the decay rate of $\Upsilon(10753) \rightarrow \Upsilon(nS)\pi^+\pi^-$ by a factor 0.2–0.4 [17]; our upper limit is consistent with this expectation.

The upper limit on the $\chi_{b0}(1P)\omega$ cross section is higher than the measured $\chi_{b1}(1P)\omega$ and $\chi_{b2}(1P)\omega$ cross sections of (3.6 ± 0.9) pb and (2.8 ± 1.3) pb, respectively [2]. For a $4S - 3D$ mixed state, the decay rate to $\chi_{b0}(1P)\omega$ is expected to be comparable to the decay rates to $\chi_{b1}(1P)\omega$ and $\chi_{b2}(1P)\omega$ [14]; our upper limit is consistent with this expectation. In the charmonium sector, the decay of the $Y(4230)$ state to $\chi_{c0}\omega$ is enhanced compared to the decays to $\chi_{c1}\omega$ and $\chi_{c2}\omega$ [35]. We do not find an analogous enhancement in the decay pattern of $\Upsilon(10753)$, which may indicate that $Y(4230)$ and $\Upsilon(10753)$ have different structures.

ACKNOWLEDGMENTS

We are grateful to A. I. Milstein for valuable discussions. This work, based on data collected using the Belle II detector, which was built and commissioned prior to March 2019, was supported by Science Committee of the Republic of Armenia Grant No. 20TTCG-1C010; Australian Research Council and Research Grants No. DP200101792, No. DP210101900, No. DP210102831, No. DE220100462, No. LE210100098, and No. LE230100085; Austrian Federal Ministry of Education, Science and Research, Austrian Science Fund No. P 31361-N36 and No. J4625-N, and Horizon 2020 ERC Starting Grant No. 947006 ‘‘InterLeptons’’; Natural Sciences and Engineering Research Council of Canada, Compute Canada and CANARIE; National Key R&D Program of China under Contract No. 2022YFA1601903, National Natural Science Foundation of China and Research Grants No. 11575017, No. 11761141009, No. 11705209, No. 11975076, No. 12135005, No. 12150004, No. 12161141008, and No. 12175041, and Shandong Provincial Natural Science Foundation Project ZR2022JQ02; the Czech Science Foundation Grant No. 22-18469S; European Research Council, Seventh Framework PIEF-GA-2013-622527, Horizon 2020 ERC-Advanced Grants No. 267104 and No. 884719, Horizon 2020 ERC-Consolidator Grant No. 819127, Horizon 2020 Marie Skłodowska-Curie Grant Agreement No. 700525 ‘‘NIOBE’’ and No. 101026516, and Horizon 2020 Marie Skłodowska-Curie RISE project JENNIFER2 Grant Agreement No. 822070 (European grants); L’Institut National de Physique Nucléaire et de Physique des Particules (IN2P3) du CNRS and L’Agence Nationale de la Recherche (ANR) under Grant ANR-21-CE31-0009 (France); BMBF, DFG, HGF, MPG, and AvH Foundation (Germany); Department of Atomic Energy under Project Identification No. RTI 4002, Department

of Science and Technology, and UPES SEED funding programs No. UPES/R&D-SEED-INFRA/17052023/01 and No. UPES/R&D-SOE/20062022/06 (India); Israel Science Foundation Grant No. 2476/17, U.S.-Israel Binational Science Foundation Grant No. 2016113, and Israel Ministry of Science Grant No. 3-16543; Istituto Nazionale di Fisica Nucleare and the Research Grants BELLE2; Japan Society for the Promotion of Science, Grant-in-Aid for Scientific Research Grants No. 16H03968, No. 16H03993, No. 16H06492, No. 16K05323, No. 17H01133, No. 17H05405, No. 18K03621, No. 18H03710, No. 18H05226, No. 19H00682, No. 22H00144, No. 22K14056, No. 22K21347, No. 23H05433, No. 26220706, and No. 26400255, the National Institute of Informatics, and Science Information NETwork 5 (SINET5), and the Ministry of Education, Culture, Sports, Science, and Technology (MEXT) of Japan; National Research Foundation (NRF) of Korea Grants No. 2016R1D1A1B02012900, No. 2018R1A2B3003643, No. 2018R1A6A1A06024970, No. 2019R111A3A01058933, No. 2021R1A6A1A03043957, No. 2021R1F1A1060423, No. 2021R1F1A1064008, No. 2022R1A2C1003993, and No. RS-2022-00197659, Radiation Science Research Institute, Foreign Large-Size Research Facility Application Supporting project, the Global Science Experimental Data Hub Center of the Korea Institute of Science and Technology Information and KREONET/GLORIAD; Universiti Malaya RU grant, Akademi Sains Malaysia, and Ministry of Education Malaysia; Frontiers of Science Program Contracts No. FOINS-296, No. CB-221329, No. CB-236394, No. CB-254409, and No. CB-180023, and SEP-CINVESTAV Research Grant No. 237 (Mexico); the Polish Ministry of Science and Higher Education and the National Science Center; the Ministry of Science and Higher Education of the Russian Federation, Agreement No. 14.W03.31.0026, and the HSE University Basic Research Program, Moscow; University of Tabuk Research Grants No. S-0256-1438 and No. S-0280-1439 (Saudi Arabia); Slovenian Research Agency and Research Grants No. J1-9124 and No. P1-0135; Agencia Estatal de Investigacion, Spain Grant No. RYC2020-029875-I and Generalitat Valenciana, Spain Grant No. CIDEGENT/2018/020; National Science and Technology Council, and Ministry of Education (Taiwan); Thailand Center of Excellence in Physics; TUBITAK ULAKBIM (Turkey); National Research Foundation of Ukraine, Project No. 2020.02/0257, and Ministry of Education and Science of Ukraine; the U.S. National Science Foundation and Research Grants No. PHY-1913789 and No. PHY-2111604, and the U.S. Department of Energy and Research Awards No. DE-AC06-76RLO1830, No. DE-SC0007983, No. DE-SC0009824, No. DE-SC0009973, No. DE-SC0010007, No. DE-SC0010073, No. DE-SC0010118, No. DE-SC0010504, No. DE-SC0011784,

No. DE-SC0012704, No. DE-SC0019230, No. DE-SC0021274, No. DE-SC0022350, No. DE-SC0023470; and the Vietnam Academy of Science and Technology (VAST) under Grants No. NVCC.05.12/22-23 and No. DL0000.02/24-25. These acknowledgements are not to be interpreted as an endorsement of any statement made by any of our institutes, funding agencies, governments, or their representatives. We thank the SuperKEKB team for the excellent operation of the accelerator and their special efforts to accomplish the center-of-mass energy scan that made these results possible; the KEK cryogenics group for the efficient operation of the detector solenoid magnet; the KEK computer group and the NII for on-site computing support and SINET6 network support; and the raw-data centers at BNL, DESY, GridKa, IN2P3, INFN, and the University of Victoria for off-site computing support.

APPENDIX: ANGULAR DISTRIBUTIONS

To estimate the angular distributions of the studied processes, we use a nonrelativistic approximation. The amplitude of the $e^+e^- \rightarrow \eta_b(1S)\omega(\rightarrow \pi^+\pi^-\pi^0)$ process can be written as

$$T = [\mathbf{e}_1 \times \mathbf{p}_\omega] \cdot \mathbf{\Lambda}, \quad (\text{A1})$$

where \mathbf{e}_1 is the polarization vector of the virtual photon produced in the e^+e^- annihilation, $\mathbf{p}_\omega = \mathbf{p}_1 + \mathbf{p}_2 + \mathbf{p}_3$ is the total momentum of the three pions measured in the c.m. frame, and $\mathbf{\Lambda}$ is defined as

$$\mathbf{\Lambda} = E_1[\mathbf{p}_2 \times \mathbf{p}_3] - E_2[\mathbf{p}_1 \times \mathbf{p}_3] + E_3[\mathbf{p}_1 \times \mathbf{p}_2], \quad (\text{A2})$$

where E_i are the energies of the pions measured in the c.m. frame. For low-momentum ω , the vector $\mathbf{\Lambda}$ is perpendicular to the ω decay plane. Summation over \mathbf{e}_1 gives the formula for magnitude

$$|T|^2 = \mathbf{\Lambda}^2 \mathbf{p}_\omega^2 - (\mathbf{p}_\omega \cdot \mathbf{\Lambda})^2 - ([\mathbf{n}_1 \times \mathbf{p}_\omega] \cdot \mathbf{\Lambda})^2, \quad (\text{A3})$$

where \mathbf{n}_1 is the unit vector along the e^- beam direction. This formula corresponds to a $1 + \cos^2 \theta$ distribution in the ω production angle θ (the angle between the beam direction and the ω momentum in the c.m. frame) and a $1 + \cos^2 \alpha$ distribution in the angle α between the normal vector to the ω decay plane and the momentum of the beams measured in the ω rest frame.

The amplitudes for the $e^+e^- \rightarrow \chi_{bJ}\omega(\rightarrow \pi^+\pi^-\pi^0)$ ($J = 0, 1, 2$) processes can be written as

$$\begin{aligned} T_0 &= (\mathbf{e}_1 \cdot \mathbf{\Lambda})A_0, \\ T_1 &= [\mathbf{e}_1 \times \mathbf{\Lambda}] \cdot \mathbf{A}_1, \\ T_2 &= e_1^i \Lambda^j A_2^{ij}, \end{aligned} \quad (\text{A4})$$

where A_0 , A_1 , and A_2^{ij} are $\chi_{b0,1,2}$ wave functions, respectively. After summing over the \mathbf{e}_1 projections the magnitudes are

$$\begin{aligned} |T_0|^2 &= \Lambda^2 - (\mathbf{n}_1 \cdot \Lambda)^2, \\ |T_1|^2 &= \Lambda^2 + (\mathbf{n}_1 \cdot \Lambda)^2, \\ |T_2|^2 &= 7\Lambda^2 - (\mathbf{n}_1 \cdot \Lambda)^2. \end{aligned} \quad (\text{A5})$$

-
- [1] R. Mizuk *et al.* (Belle Collaboration), Observation of a new structure near 10.75 GeV in the energy dependence of the $e^+e^- \rightarrow \Upsilon(nS)\pi^+\pi^-$ ($n = 1, 2, 3$) cross sections, *J. High Energy Phys.* **10** (2019) 220.
- [2] I. Adachi *et al.* (Belle II Collaboration), Observation of $e^+e^- \rightarrow \omega\chi_{bJ}(1P)$ and search for $X_b \rightarrow \omega\Upsilon(1S)$ at \sqrt{s} near 10.75 GeV, *Phys. Rev. Lett.* **130**, 091902 (2023).
- [3] A. M. Badalian, B. L. G. Bakker, and I. V. Danilkin, Dielectron widths of the S-, D-vector bottomonium states, *Phys. At. Nucl.* **73**, 138 (2010).
- [4] Q. Li, M. S. Liu, Q. F. Lü, L. C. Gui, and X. H. Zhong, Canonical interpretation of $Y(10750)$ and $\Upsilon(10860)$ in the Υ family, *Eur. Phys. J. C* **80**, 59 (2020).
- [5] W. H. Liang, N. Ikeno, and E. Oset, $\Upsilon(nI)$ decay into $B^{(*)}\bar{B}^{(*)}$, *Phys. Lett. B* **803**, 135340 (2020).
- [6] J. F. Giron and R. F. Lebed, Spectrum of the hidden-bottom and the hidden-charm-strange exotics in the dynamical diquark model, *Phys. Rev. D* **102**, 014036 (2020).
- [7] P. Bicudo, N. Cardoso, L. Mueller, and M. Wagner, Computation of the quarkonium and meson-meson composition of the $\Upsilon(nS)$ states and of the new $\Upsilon(10753)$ Belle resonance from lattice QCD static potentials, *Phys. Rev. D* **103**, 074507 (2021).
- [8] J. Tarrús Castellà, Spin structure of heavy-quark hybrids, *AIP Conf. Proc.* **2249**, 020008 (2020).
- [9] B. Chen, A. Zhang, and J. He, Bottomonium spectrum in the relativistic flux tube model, *Phys. Rev. D* **101**, 014020 (2020).
- [10] N. Brambilla, S. Eidelman, C. Hanhart, A. Nefediev, C. P. Shen, C. E. Thomas, A. Vairo, and C. Z. Yuan, The XYZ states: Experimental and theoretical status and perspectives, *Phys. Rep.* **873**, 1 (2020).
- [11] Z. G. Wang, Vector hidden-bottom tetraquark candidate: $Y(10750)$, *Chin. Phys. C* **43**, 123102 (2019).
- [12] A. Ali, L. Maiani, A. Y. Parkhomenko, and W. Wang, Interpretation of $Y_b(10753)$ as a tetraquark and its production mechanism, *Phys. Lett. B* **802**, 135217 (2020).
- [13] J. Tarrús Castellà and E. Passemar, Exotic to standard bottomonium transitions, *Phys. Rev. D* **104**, 034019 (2021).
- [14] Y. S. Li, Z. Y. Bai, Q. Huang, and X. Liu, Hidden-bottom hadronic decays of $\Upsilon(10753)$ with a $\eta(\prime)$ or ω emission, *Phys. Rev. D* **104**, 034036 (2021).
- [15] Z. Y. Bai, Y. S. Li, Q. Huang, X. Liu, and T. Matsuki, $\Upsilon(10753) \rightarrow \Upsilon(nS)\pi^+\pi^-$ decays induced by hadronic loop mechanism, *Phys. Rev. D* **105**, 074007 (2022).
- [16] Y. S. Li, Z. Y. Bai, and X. Liu, Investigating the $\Upsilon(10753) \rightarrow \Upsilon(1^3D_J)\eta$ transitions, *Phys. Rev. D* **105**, 114041 (2022).
- [17] S. Liu, Z. Cai, Z. Jia, G. Li, and J. Xie, Hidden-bottom hadronic transitions of $\Upsilon(10753)$, *Phys. Rev. D* **109**, 014039 (2024).
- [18] F. Abudinén *et al.* (Belle II Collaboration), Measurement of the integrated luminosity of the Phase 2 data of the Belle II experiment, *Chin. Phys. C* **44**, 021001 (2020).
- [19] T. Abe *et al.* (Belle II Collaboration), Belle II technical design report, [arXiv:1011.0352](https://arxiv.org/abs/1011.0352).
- [20] K. Akai, K. Furukawa, and H. Koiso (SuperKEKB Accelerator Team), SuperKEKB collider, *Nucl. Instrum. Methods Phys. Res., Sect. A* **907**, 188 (2018).
- [21] D. J. Lange, The EvtGen particle decay simulation package, *Nucl. Instrum. Methods Phys. Res., Sect. A* **462**, 152 (2001).
- [22] G. Rodrigo, H. Czyz, J. H. Kuhn, and M. Szopa, Radiative return at NLO and the measurement of the hadronic cross section in electron positron annihilation, *Eur. Phys. J. C* **24**, 71 (2002).
- [23] S. Agostinelli *et al.* (GEANT4 Collaboration), GEANT4—a simulation toolkit, *Nucl. Instrum. Methods Phys. Res., Sect. A* **506**, 250 (2003).
- [24] T. Kuhr *et al.* (Belle II Framework Software Group), The Belle II core software, *Comput. Software Big Sci.* **3**, 1 (2019).
- [25] Belle II Analysis Software Framework (basf2), [10.5281/zenodo.5574115](https://zenodo.org/record/5574115).
- [26] R. L. Workman *et al.* (Particle Data Group), Review of particle physics, *Prog. Theor. Exp. Phys.* **2022**, 083C01 (2022).
- [27] D. Matvienko *et al.* (Belle Collaboration), Study of D^{**} production and light hadronic states in the $\bar{B}^0 \rightarrow D^{*+}\omega\pi^-$ decay, *Phys. Rev. D* **92**, 012013 (2015).

- [28] G. C. Fox and S. Wolfram, Observables for the analysis of event shapes in e^+e^- annihilation and other processes, *Phys. Rev. Lett.* **41**, 1581 (1978).
- [29] M. Oreglia *et al.*, A study of the reaction $\psi' \rightarrow \gamma\gamma J/\psi$, *Phys. Rev. D* **25**, 2259 (1982).
- [30] S. Actis *et al.* (Working Group on Radiative Corrections and Monte Carlo Generators for Low Energies), Quest for precision in hadronic cross sections at low energy: Monte Carlo tools vs. experimental data, *Eur. Phys. J. C* **66**, 585 (2010).
- [31] E. A. Kuraev and V. S. Fadin, On radiative corrections to e^+e^- single photon annihilation at high-energy, *Sov. J. Nucl. Phys.* **41**, 466 (1985).
- [32] Belle II Collaboration, Measurement of the energy dependence of the $e^+e^- \rightarrow B\bar{B}, B\bar{B}^*$, and $B^*\bar{B}^*$ cross sections at Belle II (to be published).
- [33] M. Ablikim *et al.* (BESIII Collaboration), Dalitz plot analysis of the decay $\omega \rightarrow \pi^+\pi^-\pi^0$, *Phys. Rev. D* **98**, 112007 (2018).
- [34] G. J. Feldman and R. D. Cousins, A unified approach to the classical statistical analysis of small signals, *Phys. Rev. D* **57**, 3873 (1998).
- [35] M. Ablikim *et al.* (BESIII Collaboration), Cross section measurements of $e^+e^- \rightarrow \omega\chi_{c0}$ from $\sqrt{s} = 4.178$ to 4.278 GeV, *Phys. Rev. D* **99**, 091103 (2019).