



Minerva Access is the Institutional Repository of The University of Melbourne

Author/s:

Brazil, M;Ras, CJ;Swanepoel, KJ;Thomas, DA

Title:

Generalised k-Steiner Tree Problems in Normed Planes

Date:

2015-01-01

Citation:

Brazil, M., Ras, C. J., Swanepoel, K. J. & Thomas, D. A. (2015). Generalised k-Steiner Tree Problems in Normed Planes. *Algorithmica*, 71 (1), pp.66-86. <https://doi.org/10.1007/s00453-013-9780-5>.

Persistent Link:

<https://hdl.handle.net/11343/55179>

Generalised k -Steiner Tree Problems in Normed Planes*

Marcus Brazil[†], Charl J. Ras[‡], Konrad J. Swanepoel[‡], Doreen A. Thomas[§]

Abstract

The 1-Steiner tree problem, the problem of constructing a Steiner minimum tree containing at most one Steiner point, has been solved in the Euclidean plane by Georgakopoulos and Papadimitriou using plane subdivisions called oriented Dirichlet cell partitions. Their algorithm produces an optimal solution within $O(n^2)$ time. In this paper we generalise their approach in order to solve the k -Steiner tree problem, in which the Steiner minimum tree may contain up to k Steiner points for a given constant k . We also extend their approach further to encompass arbitrary normed planes, and to solve a much wider class of problems, including the k -bottleneck Steiner tree problem and other generalised k -Steiner tree problems. We show that, for any fixed k , such problems can be solved in $O(n^{2k})$ time.

Keywords: k -Steiner tree; bottleneck Steiner problem; network optimisation; polynomial time algorithm

1 Introduction

The *geometric Steiner tree problem*, which asks for a network with minimum total edge length interconnecting a given set of points (called *terminals*), is a well known variant of the *spanning tree problem*. The Steiner tree problem can be viewed as belonging to a family of problems where the aim is to construct a network T interconnecting a given set of n terminals, with the following properties:

1. T may contain nodes (*Steiner points*) other than the given terminals;
2. T minimises a given cost function;

*This research was supported by an ARC Discovery Grant. Part of this paper was written while Konrad Swanepoel was visiting the Department of Mechanical Engineering of the University of Melbourne on a Tewkesbury Fellowship.

[†]ARC Special Research Centre for Ultra-Broadband Information Networks (CUBIN), Department of Electrical and Electronic Engineering, The University of Melbourne, Victoria 3010, Australia. CUBIN is an affiliated program of National ICT Australia.

[‡]Department of Mathematics, London School of Economics and Political Science, University of London, London WC2A 2AE, United Kingdom.

[§]Department of Mechanical Engineering, The University of Melbourne, Victoria 3010, Australia.

- 1
2
3
4
5
6
7
8
9
3. the given cost function guarantees that T can be assumed to be a minimum spanning tree on its nodes (for a given metric).

10
11
12
13
14
15
16
17
18

In addition to the Steiner tree problem under various metrics, this family also includes the *power- p Steiner tree problem*, where the cost of each edge of the network is the p -th power of its length, and the *bottleneck Steiner tree problem*, where the cost of the network is the length of its longest edge and there is a bound on the number of extra nodes in the network. Both of these variants on the Steiner tree problem have numerous applications, particularly in the design of wireless communication networks such as sensor networks.

19
20
21
22
23
24
25
26

In contrast to the *graph Steiner problem*, in the geometric versions of the problem the Steiner points may potentially be located at any of an infinite number of points in a given space. This makes the geometric Steiner tree problems, and the methods of finding optimal solutions, fundamentally different from their purely combinatorial analogues. In many versions of the geometric problem it is not even immediately clear how an optimal solution can be calculated.

27
28
29
30
31
32
33
34
35

Although the spanning tree problem is polynomially solvable, being solvable in $O(n^2)$ time in a general metric and in $O(n \log n)$ time in the Euclidean plane, see [22], the problems in this more general family are mostly *NP*-hard, even in the plane. This essentially stems from the fact that as the number of extra nodes that can be added to the network increases there is an exponential explosion in the number of different topologies that need to be considered. A natural way of controlling this increase in complexity is to bound the number of extra nodes, in other words, replace Property 1 above by the following:

- 36
37
38
39
- 1a. T may contain up to k nodes other than the given terminals, where k is a constant positive integer.

40
41
42
43
44
45
46
47
48
49

We refer to problems in this modified class as *generalised k -Steiner tree problems*. One of the seminal papers on this topic, for the 1-Steiner tree problem in the Euclidean plane, is a paper by Georgakopoulos and Papadimitriou [8], where an $O(n^2)$ -time solution is given. They conclude their paper with a tantalising comment relating to their unsuccessful attempts at generalising their methodology to the k -Steiner tree problem, even for $k = 2$. This comment has been a motivating factor for the current paper. Also, in their paper the proofs of some of the primary results and sufficient details are omitted; another aim of this paper is to add some rigour to the more fundamental of these results.

50
51
52
53
54
55
56
57
58
59
60
61

It should be noted that solutions to k -Steiner problems are fundamentally different to the analogous classical Steiner problems where the number of Steiner points is not bounded. A case in point is the package of exact algorithms called GeoSteiner of Warme, Winter, Zachariasen (see [23] for one of the companion papers) for constructing optimal Euclidean and rectilinear Steiner trees. For a variety of reasons these algorithms cannot simply be adapted to solve the respective k -Steiner problems, whilst maintaining efficiency. A fundamental obstacle in the Euclidean plane is the fact that the degrees of Steiner points can be 4 when k is bounded, so many of the nice geometric properties utilised in GeoSteiner are lost.

1
2
3
4
5
6
7 We may restate the goal of the Georgakopoulos and Papadimitriou paper as follows: find
8 the point in the Euclidean plane which, if added to a given set of points, will result in the
9 shortest possible spanning tree. The authors observed that one can significantly reduce the
10 time complexity of an algorithmic solution to the problem by first constructing a special
11 partition. Given a set X of n terminals in the Euclidean plane, it is possible to partition the
12 plane into $O(n^2)$ regions such that if any new point \mathbf{s} is embedded in the plane within one of
13 these regions, say R , then any minimum spanning tree T on $X \cup \{\mathbf{s}\}$ will have the following
14 property: the neighbours of \mathbf{s} in T will belong to some subset of a set $C_X(R)$ containing at
15 most six points from X , where $C_X(R)$ is fixed for the given region R . This useful partition
16 is referred to as the *overlayed oriented Dirichlet cell partition*, or OODC partition. Their
17 algorithm takes as input the set X of terminals and then starts by calculating the OODC
18 partition, the set $C_X(R)$ for every R , and a minimum spanning tree T' on X . All this, as
19 well as a preprocessing step on T' , is done within a time of $O(n^2)$. For each region R , the
20 algorithm then iterates through all subsets S_0 of $C_X(R)$ and calculates \mathbf{s} , the Steiner point
21 of the nodes in S_0 (this takes constant time for each S_0). The algorithm then updates T'
22 (which can also be done in constant time because of the preprocessing step) to include \mathbf{s} .
23 The cheapest tree is selected at the end as an optimal solution. A naive algorithm for the
24 1-Steiner tree problem would attain a complexity of $O(n^6 \cdot n \log n)$ since it would have to
25 iterate through *all* subsets of up to six terminals and then calculate the optimal position of
26 the Steiner point and the corresponding minimum spanning tree for each of these subsets.
27
28
29
30
31

32 The powerful simplifying properties of the OODC would clearly be advantageous in a
33 generalisation of the algorithm to arbitrary normed planes. However, the construction of
34 the OODC partition given in [8] is valid for the Euclidean plane only. We will provide
35 a new method, based on abstract Voronoi diagrams, for constructing the partition for
36 terminals embedded in an arbitrary normed plane. The construction is based on theoretical
37 results, but we also define a class of norms for which the algorithm would be practically
38 implementable. Once the partition has been found, our algorithm calculates the optimal
39 positions of all k Steiner points simultaneously. Of course, these positions will depend not
40 only on the neighbours of the Steiner points, but also on the cost function of the given
41 generalised Steiner tree problem. Since, at the start of this step, the neighbours of the
42 Steiner points are fixed but the Steiner points are free, this subproblem is a generalised
43 version of the well-known *fixed topology Steiner tree problem* (discussed in Section 4). Since
44 k is constant we assume that this step can be done in constant time. A novel method for
45 updating a minimum spanning tree is then utilised to calculate a potential solution for every
46 choice of coordinates of the Steiner points. Once again, a cheapest tree is selected as the
47 optimal solution. The total time complexity turns out to be $O(n^{2k})$ when constant factors
48 are excluded.
49
50
51
52

53 There are a number of authors who have looked at adapting the solution to the 1-Steiner
54 tree problem in [8] to other ℓ_p norms. Kahng and Robins in [14] do this for the rectilinear
55 plane, however, their paper only uses the solution as a step in a heuristic algorithm for
56 the rectilinear Steiner tree problem, and not much attention is devoted to the solution of
57 the 1-Steiner tree problem itself. Griffith et al. [10] expand on this heuristic idea in the
58 rectilinear plane. They provide a simple procedure (though without proof) for updating
59 a minimum spanning tree when a new node is introduced. Lin et al. [17] in turn adapt
60
61
62
63
64
65

1
2
3
4
5
6
7 the approach presented by Kahn and Robins to the norm induced by a regular hexagon.
8 Recent papers [1, 2] by Bae et al. provide the first exact algorithms for solving the *bottleneck*
9 *k*-Steiner tree problem in the ℓ_p planes. The complexity of their algorithms are $O(n \log^2 n)$
10 when $p = 1$ and $O(n^k + n \log n)$ for all other finite p . However, the methods they use are
11 based on farthest colour Voronoi diagrams and therefore cannot be utilised for any other cost
12 functions. Besides these authors we are not aware of any significant study into the properties
13 and construction of optimal geometric *k*-Steiner trees. Although the classical Steiner tree
14 problem (where the number of Steiner points is not bounded) has been considered in a
15 multitude of norms and under many cost functions, these results are mostly irrelevant to
16 the *k*-Steiner problem.
17
18
19

20 Section 2 provides some preliminary definitions. Our algorithm for solving the generalised
21 *k*-Steiner tree problem in normed planes has three primary phases. The first phase con-
22 structs a set of *feasible internal topologies*. Each feasible internal topology is a forest with
23 leaves only from the set X of terminals, and interior nodes only from the set S of Steiner
24 points. At this stage the nodes of S are not yet located in the plane. By utilising OODC
25 partitions, as discussed in Section 3, we are able to significantly reduce the total number
26 of feasible internal topologies. In Section 3 we also present three restrictions on the given
27 normed plane that allows the construction of the OODC partition to be implemented in
28 practice. The next phase of our algorithm consists of finding the optimal locations in the
29 plane of the nodes of S for each feasible internal topology. This is known in the literature
30 as the *fixed topology Steiner tree problem*, and its solution depends crucially on the cost
31 function α . We briefly discuss this phase of the algorithm again in Section 4. The final
32 phase is to add each feasible internal topology (with Steiner points optimally located) to a
33 minimum spanning tree on X . The union of these two graphs produces cycles and thus a
34 method is needed for deleting the appropriate edges from the union until an optimal final
35 tree is attained. This so called *minimum spanning tree update* method is the topic of Section
36 5. In Section 6 we present our main algorithm and then prove its correctness and verify its
37 time complexity.
38
39
40
41
42
43

44 2 Preliminaries

45
46
47 We begin by formalising the definition of a generalised *k*-Steiner tree problem, sketched in
48 the introduction. Throughout this paper we use the symbols $E(G)$ and $V(G)$ for the edge-
49 set and node-set respectively of a graph G . We also use the notation $G = \langle V(G), E(G) \rangle$.
50 Let $k' > 0$ be given. Let $\|\cdot\|$ be a given norm on \mathbb{R}^2 , that is, a function $\|\cdot\| : \mathbb{R}^2 \rightarrow \mathbb{R}$ that
51 satisfies $\|\mathbf{x}\| \geq 0$ for all $\mathbf{x} \in \mathbb{R}^2$, $\|\mathbf{x}\| = 0$ if and only if $\mathbf{x} = 0$, $\|\lambda\mathbf{x}\| = |\lambda|\|\mathbf{x}\|$ for $\lambda \in \mathbb{R}$,
52 and $\|\mathbf{x} + \mathbf{y}\| \leq \|\mathbf{x}\| + \|\mathbf{y}\|$ for all $\mathbf{x}, \mathbf{y} \in \mathbb{R}^2$. The *unit ball* $B = \{\mathbf{x} : \|\mathbf{x}\| \leq 1\}$ is a centrally
53 symmetric convex set.
54
55

56 Given a set $P = \{p_1, \dots, p_{n+k'}\}$, let $\{\mathcal{T}\}$ represent the set of all spanning trees for the
57 elements of P . For each \mathcal{T} there is a corresponding set of edges $E(\mathcal{T}) = \{e_1, \dots, e_{n+k'-1}\}$
58 (with every $e_i \in P \times P$). Let $X = \{\mathbf{x}_1, \dots, \mathbf{x}_n\}$, with $\mathbf{x}_i \in \mathbb{R}^2$, represent an embedding
59 of the set $\{p_1, \dots, p_n\}$ in \mathbb{R}^2 (where \mathbf{x}_i is an embedding of the corresponding p_i). We can
60
61
62
63
64
65

1
2
3
4
5
6
7 think of \mathcal{T} as representing the topology of a tree network interconnecting X and using k'
8 extra nodes, and we can equate the edges $E(\mathcal{T})$ with the arcs of such a network. For a fixed
9 embedding of this network we let $S = \{\mathbf{x}_{n+1}, \dots, \mathbf{x}_{n+k'}\}$, with $\mathbf{x}_i \in \mathbb{R}^2$, be the locations of
10 the extra nodes corresponding to $\{p_{n+1}, \dots, p_{n+k'}\}$. We refer to X as the set of *terminals*
11 and S as the set of *Steiner points* of the network. Now let $\mathbf{e}_{\mathcal{T},X,S} = (\|e_1\|, \dots, \|e_{n+k'-1}\|)$;
12 i.e., the components of $\mathbf{e}_{\mathcal{T},X,S}$ are the edge lengths of such a network, for a given tree
13 topology and a given set of embedded nodes. Such a vector is well defined up to the order
14 of its components.
15

16
17 Let $\alpha : \mathbb{R}_+^{n+k'-1} \rightarrow \mathbb{R}$ be a symmetric function (i.e., independent of the order of the
18 components of the vector on which it acts). We think of α as a cost function on a tree
19 network. In other words, $\alpha(\mathbf{e}_{\mathcal{T},X,S})$ is the cost of the network with topology \mathcal{T} and nodes X
20 and S , and $\min_{\mathcal{T},S} \alpha(\mathbf{e}_{\mathcal{T},X,S})$ is the minimum cost (with respect to α) of any tree interconnecting
21 the nodes X and k' other points. Hence, for the power- p Steiner tree problem we define
22

$$23 \alpha(\mathbf{e}_{\mathcal{T},X,S}) = \alpha_p(\mathbf{e}_{\mathcal{T},X,S}) := \sum_1^{n+k'-1} \|e_i\|^p;$$

24
25 whereas, for the bottleneck problem (where the cost of the network is the cost of the longest
26 edge) we have
27

$$28 \alpha(\mathbf{e}_{\mathcal{T},X,S}) = \alpha_\infty(\mathbf{e}_{\mathcal{T},X,S}) = \max_{E(\mathcal{T})} \|e_i\|.$$

29
30 We define such a symmetric function α to be ℓ_1 -*optimisable* if and only if there exist \mathcal{T}^*
31 and S^* such that $\alpha(\mathbf{e}_{\mathcal{T}^*,X,S^*}) = \min_{\mathcal{T},S} \alpha(\mathbf{e}_{\mathcal{T},X,S})$ and $\alpha_1(\mathbf{e}_{\mathcal{T}^*,X,S^*}) = \min_{\mathcal{T}} \alpha_1(\mathbf{e}_{\mathcal{T},X,S^*})$. In
32 other words, α is ℓ_1 -*optimisable* if for any given X there exists a tree T interconnecting X ,
33 with minimum cost with respect to α , that is a minimum spanning tree on its *complete set*
34 of nodes. We denote the cost of such a tree by $\|T\|_\alpha$. It is easy to show that α_p , for $p > 0$,
35 and α_∞ are ℓ_1 -optimisable.
36

37
38 **Definition.** For any constant positive integer k , a *generalised k -Steiner tree problem* is
39 defined to be any problem of the following form:
40

41
42 **Given** A set X of n points in \mathbb{R}^2 , a norm $\|\cdot\|$, and a symmetric ℓ_1 -optimisable
43 function α .

44
45 **Find** A set S of $k' \leq k$ points in \mathbb{R}^2 , and a spanning tree T on $X \cup S$ with
46 topology \mathcal{T} such that $\|T\|_\alpha = \alpha(\mathbf{e}_{\mathcal{T},X,S}) = \min_{\mathcal{T}',S'} \alpha(\mathbf{e}_{\mathcal{T}',X,S'})$.
47

48
49 We refer to T as a *generalised k -Steiner minimum tree*. The next lemma is an extension of
50 the Swapping Algorithm, found in [16]. It follows from the matroid properties of minimum
51 spanning trees.
52

53
54 **Lemma 1** *Let T be a minimum spanning tree on the terminal set X , and let T' be a*
55 *spanning tree for X . We can transform T' to T by a series of edge swaps, where each swap*
56 *involves replacing an edge $e_i \in E(T')$ by $e_j \in E(T)$ such that $\|e_i\| \geq \|e_j\|$.*
57

1
2
3
4
5
6
7 The corollary below shows that T is equivalent to any minimum spanning tree on $X \cup S$.
8
9

10 **Corollary 2** *If T' is a generalised k -Steiner minimum tree on X with Steiner points S*
11 *then every minimum spanning tree on $X \cup S$ is a generalised k -Steiner minimum tree on*
12 *X .*
13
14

15 **Proof.** Let T be a minimum spanning tree on $X \cup S$. By Lemma 1, we can transform T'
16 to T by a series of edge swaps, each of which replaces an edge with another of the same
17 length. By the symmetry of α each such edge swap does not increase $\|T'\|_\alpha$. ■
18
19

20 Throughout this paper we perform various constructions involving the unit ball B for the
21 given norm $\|\cdot\|$, for instance calculating the intersections of two unit balls. Our main
22 interest in this paper is in the computational nature, specifically the time complexity, of a
23 solution to any instance of the generalised k -Steiner tree problem. In order to find efficient
24 algorithms, we need to perform these unit ball operations to within any fixed precision in
25 constant time. We therefore restrict the norm $\|\cdot\|$ so that its unit ball is always simple
26 enough to perform these operations. We will provide more detail regarding these restrictions
27 in the next section. For similar computational reasons we will also be placing a restriction
28 on α , and this is discussed in Section 4.
29
30
31
32

33 **3 The Overlaid Oriented Dirichlet Cell Partition**

34
35

36 Let a norm $\|\cdot\|$ on \mathbb{R}^2 be given with corresponding unit ball B . Our aim in this section
37 is to describe the construction of the oriented Dirichlet cell (ODC) partition for any set
38 X of n terminals embedded in this normed plane, and to show that it can be constructed
39 within a time of $O(n \log n)$. We also show that, with a time complexity of $O(n^2)$, multiple
40 ODC partitions can be overlaid. This final partition is the aforementioned *overlaid ODC*
41 *partition* (OODC partition), and is a core component of our algorithm.
42
43

44 Georgakopoulos and Papadimitriou [8] allude to a simple method of constructing an ODC
45 partition for terminals embedded in the Euclidean plane. Unfortunately this method does
46 not work for arbitrary normed planes. We circumvent this problem by defining a type of
47 abstract Voronoi diagram that is equivalent to the ODC partition, and then showing that
48 this Voronoi diagram can be calculated in the required time.
49

50 We now state the first of three restrictions on B . We defer a discussion of these restrictions
51 (including the description of a class of norms that satisfy all of them) to the end of the
52 section. Let the boundary of B be denoted by $\text{bd}(B)$.
53
54

55 **Restriction 1** *The intersection points of any two translated copies of $\text{bd}(B)$, and the*
56 *intersection points of any straight line and $\text{bd}(B)$, can be calculated to within any fixed*
57 *precision in constant time.*
58
59

60 **Lemma 3** *There exist six points $\{\mathbf{y}_i : i = 0, \dots, 5\}$ on $\text{bd}(B)$ such that for any pair of*
61
62
63
64
65

rotationally consecutive ones, say $\mathbf{y}_i, \mathbf{y}_j$, we have $\|\mathbf{y}_i - \mathbf{y}_j\| = 1$. Moreover, these six points are constructible.

Proof. The standard ruler and compass construction of the hexagon will produce these six points, where B plays the role of the circle in the construction. Given any point \mathbf{y}_5 on $\text{bd}(B)$ construct a translation of $\text{bd}(B)$ centered around \mathbf{y}_5 . Let \mathbf{y}_0 be the first intersection point of the two boundaries as we traverse the boundary of the original ball anticlockwise from \mathbf{y}_5 . Let $\mathbf{y}_1 = \mathbf{y}_0 - \mathbf{y}_5$. Note that this point also lies on $\text{bd}(B)$ and that $\mathbf{y}_0\mathbf{y}_1\mathbf{o}\mathbf{y}_5$ is a parallelogram. The remaining three points are constructed using the central symmetry of B . See Figure 1 for an example where B is a tilted ellipse. The distance properties of the lemma follow easily by construction. ■

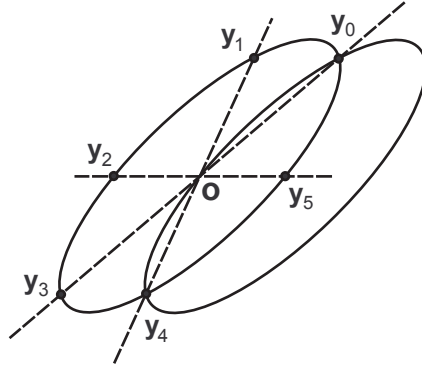


Figure 1: The standard hexagon construction

For any two directions ϕ_i and ϕ_j in the plane $K(\mathbf{y}, \phi_i, \phi_j)$ denotes the cone defined to be the set consisting of all rays emanating from \mathbf{y} in direction ϕ , for $\phi_i \leq \phi \leq \phi_j$. For each \mathbf{y}_i from Lemma 3 let θ_i be the direction of the ray $\overrightarrow{\mathbf{o}\mathbf{y}_i}$, where \mathbf{o} is the center of B . We assume that the $\{\theta_i\}$ are ordered in an anticlockwise manner, and two consecutive directions will be denoted by θ_i and θ_{i+1} (i.e. the mod 6 notation will be omitted). As another example we show, in Figure 2, the six directions produced when B is the unit ball of the rectilinear plane.

Lemma 4 Let $\mathbf{x} \in B$, $\mathbf{x} \neq \mathbf{o}$ and \mathbf{a} and \mathbf{b} points on the boundary of B such that the segments $\mathbf{a}\mathbf{o}$ and $\mathbf{b}\mathbf{x}$ intersect in a point \mathbf{p} . Then $\|\mathbf{a} - \mathbf{x}\| \leq \|\mathbf{b} - \mathbf{x}\|$.

Proof. Applying the Triangle Inequality to $\triangle \mathbf{pax}$ and $\triangle \mathbf{pbo}$, we obtain $\|\mathbf{a} - \mathbf{x}\| + \|\mathbf{b}\| \leq \|\mathbf{b} - \mathbf{x}\| + \|\mathbf{a}\|$ from which the lemma follows; see Figure 3. ■

Lemma 5 Let \mathbf{y} be any point in the plane. Then there exists a minimum spanning tree T on $X \cup \{\mathbf{y}\}$ with the following property: for each $i = 0, \dots, 5$ there is at most one point of X adjacent to \mathbf{y} in T and lying within $K(\mathbf{y}, \theta_i, \theta_{i+1})$, and this point is a closest terminal to \mathbf{y} in the cone.

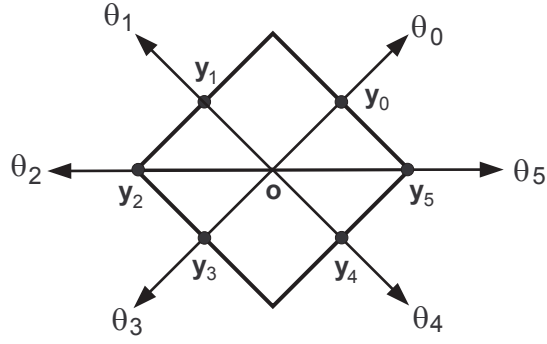


Figure 2: The unit ball of the rectilinear plane and corresponding $\{\theta_i\}$

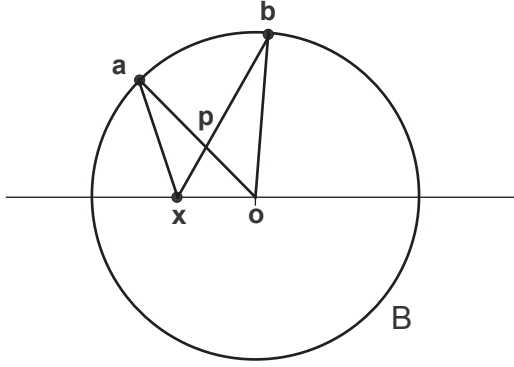


Figure 3: Illustration of the proof of Lemma 4

Proof. Let T' be a minimum spanning tree on $X \cup \{\mathbf{y}\}$. Let $\mathbf{x}_0 \in X$ be a terminal in $K(\mathbf{y}, \theta_i, \theta_{i+1})$ that is closest to \mathbf{y} , and suppose that $(\mathbf{y}, \mathbf{x}_1) \in E(T')$ where $\mathbf{x}_1 \in X$ is any other terminal in $K(\mathbf{y}, \theta_i, \theta_{i+1})$. We show that we can replace the edge $(\mathbf{y}, \mathbf{x}_1)$ in T' by either $(\mathbf{y}, \mathbf{x}_0)$ or $(\mathbf{x}_1, \mathbf{x}_0)$ so that the resulting tree is still a minimum spanning tree on $X \cup \{\mathbf{y}\}$. From this, the statement of the lemma follows.

Assume first that the path in T' connecting \mathbf{y} and \mathbf{x}_0 passes through \mathbf{x}_1 . In this case we can replace $(\mathbf{y}, \mathbf{x}_1)$ by $(\mathbf{y}, \mathbf{x}_0)$ without losing connectivity or increasing the length of T' .

Assume, on the other hand, that the path in T' connecting \mathbf{y} and \mathbf{x}_0 does not pass through \mathbf{x}_1 .

Claim: $\|\mathbf{x}_0 - \mathbf{x}_1\| \leq \|\mathbf{y} - \mathbf{x}_1\|$.

Without loss of generality, we assume that $\mathbf{y} = \mathbf{o}$, $\|\mathbf{x}_1\| = 1$, and $K(\mathbf{o}, \theta_i, \theta_{i+1})$ intersects the boundary of the unit ball B in an arc from \mathbf{a} to \mathbf{b} (with $\|\mathbf{a} - \mathbf{b}\| = 1$). We can also assume, without loss of generality, that \mathbf{x}_1 lies on the same side of the line through $\mathbf{o}\mathbf{x}_0$ as \mathbf{b} . The convexity of B implies that the line segments $\mathbf{o}\mathbf{x}_1$ and $\mathbf{a}\mathbf{b}$ intersect, hence by

1
2
3
4
5
6
7
8
9
10
11
12
13
14
15
16
17
18
19
20
21
22
23
24
25
26
27
28
29
30
31
32
33
34
35
36
37
38
39
40
41
42
43
44
45
46
47
48
49
50
51
52
53
54
55
56
57
58
59
60
61
62
63
64
65

Lemma 4 we have

$$\|\mathbf{a} - \mathbf{x}_1\| \leq \|\mathbf{a} - \mathbf{b}\| = 1. \tag{1}$$

We now prove the claim via two cases, illustrated in Figure 4. Firstly, suppose \mathbf{x}_0 and \mathbf{o}

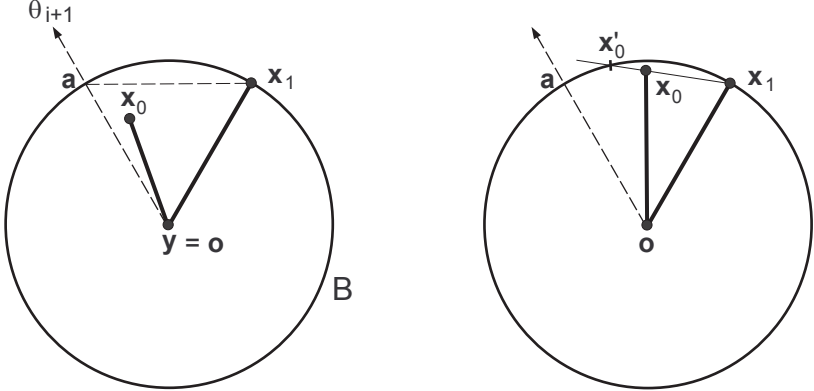


Figure 4: The two cases of the Claim in the proof of Lemma 5

are on the same side of $\mathbf{a}\mathbf{x}_1$ (including the case where \mathbf{x}_0 lies on $\mathbf{a}\mathbf{x}_1$). By Inequality (1) \mathbf{a} lies in the unit ball centered at \mathbf{x}_1 , so, by convexity, \mathbf{x}_0 also lies in this unit ball. Hence, $\|\mathbf{x}_0 - \mathbf{x}_1\| \leq 1$ as required. For the second case, suppose that \mathbf{x}_0 and \mathbf{o} are on opposite sides of $\mathbf{a}\mathbf{x}_1$. Let the ray from \mathbf{x}_1 passing through \mathbf{x}_0 intersect B at \mathbf{x}'_0 . Then \mathbf{x}'_0 and \mathbf{o} are also on opposite sides of $\mathbf{a}\mathbf{x}_1$, and hence, by Lemma 4, $\|\mathbf{x}_0 - \mathbf{x}_1\| \leq \|\mathbf{x}'_0 - \mathbf{x}_1\| \leq \|\mathbf{a} - \mathbf{x}_1\|$. Therefore, $\|\mathbf{x}_0 - \mathbf{x}_1\| \leq 1$ by Inequality (1), and the claim is proven.

By the claim we can now replace the edge $(\mathbf{y}, \mathbf{x}_1)$ by $(\mathbf{x}_1, \mathbf{x}_0)$ without losing connectivity or increasing the length of T' . ■

For each $i = 0, \dots, 5$, the i -th oriented Dirichlet cell (ODC) of $\mathbf{w} \in X$ is the set:

$$\{\mathbf{y} \in \mathbb{R}^2 : \|\mathbf{w} - \mathbf{y}\| = \min\{\|\mathbf{x} - \mathbf{y}\|, \mathbf{x} \in X \cap K(\mathbf{y}, \theta_i, \theta_{i+1})\}\}$$

In other words, this is the set of all points $\{\mathbf{y}\}$ whose closest terminal in the cone $K(\mathbf{y}, \theta_i, \theta_{i+1})$ is \mathbf{w} . We will show that the set of i -th ODCs, called the i -th ODC partition of X is a type of Voronoi diagram.

In [4] Chew and Drysdale present an “expanding waves” view of Voronoi diagrams. If n pebbles are dropped simultaneously into a pond, the places where wave fronts meet define the Voronoi diagram on the n points of impact. In the Euclidean case the wavefronts are circular, but in theory any closed convex curve C containing the origin can qualify as a wavefront and thereby define an abstract Voronoi diagram. For any such C and set of terminals X we say that the resulting diagram is the Voronoi diagram of X based on C . The bisector based on C for any two points \mathbf{x}, \mathbf{y} is defined as the intersection $V_{\mathbf{x}} \cap V_{\mathbf{y}}$ where $\{V_{\mathbf{x}}, V_{\mathbf{y}}\}$ is the Voronoi diagram of $\{\mathbf{x}, \mathbf{y}\}$ based on C .

We may define this Voronoi diagram more formally as follows. Let $\delta_C : \mathbb{R}^2 \rightarrow \mathbb{R}$ be the distance function based on C ; in other words, for any points $\mathbf{x}_0, \mathbf{x}_1 \in \mathbb{R}^2$ we let $\delta_C(\mathbf{x}_0, \mathbf{x}_1) =$

1
2
3
4
5
6
7
8
9
10
11
12
13
14
15
16
17
18
19
20
21
22
23
24
25
26
27
28
29
30
31
32
33
34
35
36
37
38
39
40
41
42
43
44
45
46
47
48
49
50
51
52
53
54
55
56
57
58
59
60
61
62
63
64
65

$\inf\{\lambda^{-1} : \lambda(\mathbf{x}_1 - \mathbf{x}_0) \in C\}$. We then define a region $V_{\mathbf{x}} = \{\mathbf{y} : \delta_C(\mathbf{x}, \mathbf{y}) \in \mathbb{R} \text{ and } \delta_C(\mathbf{x}, \mathbf{y}) = \min\{\delta_C(\mathbf{x}', \mathbf{y}) : \mathbf{x}' \in X\}\}$ for each $\mathbf{x} \in X$. The set $\{V_{\mathbf{x}}\}$ is the required Voronoi diagram based on C . In Figure 5 we give an example of what the boundary of wavefronts look like when C is a regular hexagon.

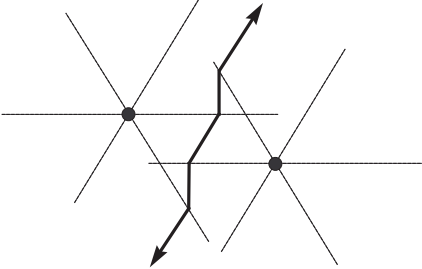


Figure 5: Regular hexagon based Voronoi diagram for two points

Proposition 6 For any $i = 0, \dots, 5$ the i -th ODC partition of X is equal to the Voronoi diagram of X based on the sector $B \cap K(\mathbf{o}, 180^\circ + \theta_i, 180^\circ + \theta_{i+1})$.

Proof. This follows immediately from the central symmetry of B . ■

Figure 6 illustrates an ODC partition when the original unit ball is a circle (i.e. the Euclidean case) and therefore C is a circular sector.

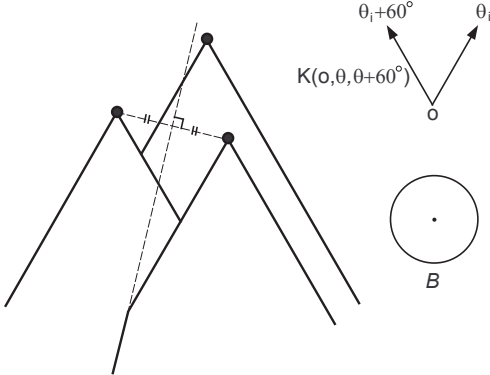


Figure 6: An ODC partition of a three-terminal example

The next theorem now gives us the required time complexity for calculating the i -th ODC partition under certain conditions.

Theorem 7 [4] The Voronoi diagram of n points based on a closed convex shape C can be constructed in $O(n \log n)$ time and $O(n)$ space as long as the following operations can be performed in constant time:

- 1
 - 2
 - 3
 - 4
 - 5
 - 6
 - 7
 - 8
 - 9
 - 10
 - 11
 - 12
 - 13
 - 14
 - 15
 - 16
 - 17
 - 18
 - 19
 - 20
 - 21
 - 22
 - 23
 - 24
 - 25
 - 26
 - 27
 - 28
 - 29
 - 30
 - 31
 - 32
 - 33
 - 34
 - 35
 - 36
 - 37
 - 38
 - 39
 - 40
 - 41
 - 42
 - 43
 - 44
 - 45
 - 46
 - 47
 - 48
 - 49
 - 50
 - 51
 - 52
 - 53
 - 54
 - 55
 - 56
 - 57
 - 58
 - 59
 - 60
 - 61
 - 62
 - 63
 - 64
 - 65
1. Given two points, find the boundary where the two wavefronts meet.
 2. Given two such boundaries, compute their intersection(s).

We therefore also impose the following restriction on B .

Restriction 2 *Let C' be any sector of B . Then, given any two points, we can find the boundary where the two wavefronts based on C' meet, and, given two such boundaries, we can compute their intersection. Moreover, these operations can be performed to within any fixed precision in constant time.*

The next step is to overlay the six i -th ODC partitions. The theorem we use, which is a result from [8], assumes that the regions in each partition have boundaries consisting of straight line segments. We therefore state our third and final restriction on B .

Restriction 3 *The shape of B implies that the i -th ODC partition of any set of points is piecewise linear (i.e. the boundary of any ODC consists of straight line segments).*

Theorem 8 [8] *Let q be any positive integer. Then q linear plane partitions can be overlaid in $O(q^2n^2)$ time, where n is the total number of regions in each partition.*

As a consequence of the previous results, within $O(n \log n)$ total time we can calculate the i -th ODC partition of the plane for each i , and then, in a time of $O(n^2)$, overlay these six partitions resulting in the OODC partition. It is easily observed that the OODC partition has $O(n^2)$ regions.

Let R be a region of the OODC partition. For some index set I let $\{D_j : j \in I\}$ be the set of ODCs such that $R = \bigcap \{D_j : j \in I\}$. Note that $|I| \leq 6$. For each $j \in J$ suppose that D_j is the ODC of $p_j \in X$. Finally let $C_X(R) = \{p_j\}$. The power of the OODC partition lies in the next theorem, which now follows from Lemma 5.

Theorem 9 *Let \mathbf{s} be any point in R . Then there exists a minimum spanning tree T on $X \cup \{\mathbf{s}\}$ such that the set of neighbours of \mathbf{s} in T is a subset of $C_X(R)$.*

The question arises as to which norms exist with unit balls satisfying all three restrictions. Let \mathcal{V} be the class of norms defined by the condition that each norm's unit ball is either a polygon or an ellipse. Suppose that $\|\cdot\| \in \mathcal{V}$ and that the corresponding unit ball is B . Clearly Restriction 1 is true for B . Given any two points, their bisector (based on a sector of B) will be a polygonal line that can be computed with some simple vector operations (see [4]; for elliptic unit balls this follows since ellipses are linear transformations of a circle). The same holds true for intersecting two boundaries, and therefore Restriction 2 is satisfied. Since any i -th ODC partition consists of segments of bisectors and segments of the limiting rays of $K(\mathbf{y}, \theta_i, \theta_{i+1})$ for some \mathbf{y} , Restriction 3 follows immediately. This class of norms includes (amongst others) the well-known Euclidean, rectilinear, ℓ_∞ , and fixed-orientation planes. In this paper we do not undertake a deeper investigation into the question of whether Theorem 8 can be generalised to include norms whose unit ball is neither linear nor elliptical, but leave it as an open question.

4 Generalised Steiner Tree Problems for a Fixed Topology

By using the results of the previous section, specifically Theorem 9, each main iteration of our algorithm produces a feasible internal topology which, recall, is a forest \mathcal{F} spanning the set of all Steiner points such that \mathcal{F} 's internal nodes are Steiner points and its leaves are terminals. Finding the optimal coordinates of the Steiner points for the topology is a problem known in the literature as the *fixed topology Steiner tree problem*. We state the problem more formally as follows: given a set A of $c \leq 6k'$ embedded terminals, a set S of k' free (i.e. non-embedded) Steiner points, and a tree topology \mathcal{T} spanning all these nodes, we wish to find the coordinates of the Steiner points (i.e. find the set S) such that $\alpha(\mathbf{e}_{\mathcal{T},A,S})$ is minimised, where $\mathbf{e}_{\mathcal{T},A,S} = (\|e_1\|, \dots, \|e_{c+k'-1}\|)$. Observe that we may assume \mathcal{T} is a tree topology since each component of \mathcal{F} may be solved separately.

The fixed topology problem is interesting in its own right, but is also a key step of our main algorithm. Since k (and therefore c) is constant we are not particularly interested in the time complexity of this step. We therefore simply restrict α so that this problem is always computable to within any fixed precision in constant time. Note also that for many cost-functions there exist numerical methods (for instance gradient descent) that solve the fixed topology problem to any finite degree of accuracy. We briefly discuss a few functions that satisfy the above restriction.

- (1) $\alpha(\mathbf{e}_{\mathcal{T},A,S}) = \sum \|e_i\|$. In this case we are dealing with the well-known Steiner tree problem for a fixed topology. In the Euclidean plane the problem has an $O(c^2)$ -time solution provided that no point has degree larger than 3, see [12]. Unfortunately, for the k -Steiner tree problem degree 4 points do exist (but degree 5 do not; see [20]), and this more general problem may be NP-complete. A similar result holds for the rectilinear and other fixed orientation planes [3].
- (2) $\alpha(\mathbf{e}_{\mathcal{T},A,S}) = \sum \|e_i\|^p$, $p > 0$. This is referred to as the power- p Steiner tree problem for a fixed topology. In the Euclidean plane with $p = 2$, Ganley [6] shows that the problem can be solved within time $O(c)$.
- (3) $\alpha(\mathbf{e}_{\mathcal{T},A,S}) = \lim_{p \rightarrow \infty} \left(\sum \|e_i\|^p \right)^{1/p}$, i.e. the bottleneck Steiner problem for a fixed topology. This problem has an $O(c^2)$ solution in the rectilinear plane, see [7]. In the Euclidean and general ℓ_p planes there exists various numerical algorithms that can calculate a solution to any desired precision, see for instance [5], [18]. A fully polynomial time approximation scheme (FPTAS) exists for the problem in the Euclidean plane (see [6]). Recently Bae et al. [1, 2] produced the first exact algorithm for solving this problem.

5 Updating a Minimum Spanning Tree

This section deals with the final phase of our algorithm. At this stage the algorithm must select an appropriate set of cycle-edges to delete after forming the union of a minimum

spanning tree on X and a forest F , where F has a given feasible internal topology and optimally located Steiner points for that topology. As in [8] for the case $k = 1$, the fact that one can *update* (in constant time) a minimum spanning tree on X to include the Steiner points ultimately reduces time complexity: without an update method a minimum spanning tree would have to be constructed for every choice of feasible internal topology. By Corollary 2 in Section 2 we know that as long as the locations of the Steiner points are optimal then any minimum spanning tree on $X \cup S$ will also be an optimal generalised k -Steiner tree.

Many papers exist in the literature that deal with the time complexity of updating a minimum spanning tree when a single new node is introduced; see for instance [13] where the authors show that a tree on n nodes can be updated with a new node in $O(\log n)$ parallel time using $n/\log n$ exclusive read, exclusive write, parallel random access machines (EREW PRAMs). Georgakopoulos and Papadimitriou utilise a preprocessing step in [8] so that a minimum spanning tree can be updated in constant time with a single new point.

Let F be a solution to the fixed topology Steiner problem for some choice of feasible internal topology \mathcal{F} . As will become clear in Section 6 the requirement that the updated tree, say T_F , is a minimum spanning tree on its nodes can be slightly relaxed in our algorithm. It is only required that T_F be a shortest total length tree spanning $X \cup S$ such that the neighbour-set of each Steiner point in F is the same as in T_F . We therefore require that only edges not belonging to F are deleted during the update process. The intuitive reason for modifying the update process in this way is to deal with cases when some component of F is not a minimum spanning tree on its nodes (this can occur, for instance, in solutions to the bottleneck Steiner tree problem).

In the remainder of this section we introduce a few preliminary results, formalise the details of the update process, and prove in Theorems 11 and 15 that, given a preprocessing stage, updating only requires constant time.

Let $N(T, s)$ denote the set of neighbours of a node s in a graph T . A forest F with node-set $A \cup S$, where $A \subseteq X$ and $S \subseteq \mathbb{R}^2$ with $|S| \leq k$, is called *viable* if and only if $\{\mathbf{x} \in V(F) : \mathbf{x} \text{ is a leaf of } F\} = A$ and $|N(F, \mathbf{s})| \leq 6$ for every $\mathbf{s} \in S$. A shortest total length tree T_F , such that $V(T_F) = X \cup S$ and $N(T_F, \mathbf{s}) = N(F, \mathbf{s})$ for every $\mathbf{s} \in S$, is referred to as a *minimum F -fixed spanning tree*. We use the symbol $P_T(\mathbf{x}, \mathbf{y})$ to represent a path through T with endpoints \mathbf{x} and \mathbf{y} , and we use $\ell_T(\mathbf{x}, \mathbf{y})$ to denote the longest edge on $P_T(\mathbf{x}, \mathbf{y})$. We will make use of the following theorem.

Theorem 10 [15] *A tree T is a minimum spanning tree on X if and only if for every $\mathbf{x}, \mathbf{y} \in X$, $\|e\| \leq \|\mathbf{x} - \mathbf{y}\|$ for every $e \in E(P_T(\mathbf{x}, \mathbf{y}))$.*

Now let T be a minimum spanning tree on X and let PP1 denote a preprocessing stage to calculate $\ell_T(\mathbf{x}, \mathbf{y})$ for every pair of nodes $\mathbf{x}, \mathbf{y} \in V(T)$. PP1 requires $O(n^2)$ time and $O(n^2)$ space. We incorporate a consistent tie-breaking procedure for choosing between edges of exactly the same length during PP1. The tie-breaking procedure places any order on $E(T)$ and chooses the earlier edge in this ordering whenever a tie occurs. The next theorem

shows that if F is connected (i.e., F is a tree) then updating a minimum spanning tree takes constant time.

Theorem 11 *Let T be a minimum spanning tree on X , and assume that PP1 has been performed. If F is connected and viable, then a minimum F -fixed spanning tree T_F can be constructed from T in $O(k^2)$ time.*

Proof. Let $G = T \cup F$, let $A = V(F) \cap X$, and note that $|A| \leq 6k$. A number of cycles may occur in G , each one of them containing a path through F with endpoints from A . Let T' be the graph obtained by deleting the set of edges $\{\ell_T(\mathbf{x}_i, \mathbf{x}_j) : \mathbf{x}_i, \mathbf{x}_j \in A, i \neq j\}$ from G . We will show that $T' = T_F$, which suffices to prove the proposition since T' can clearly be constructed in $O(k^2)$ time.

To prove that $T' = T_F$ we first show that T' is acyclic and spans $X \cup S$. Every cycle of G is of the form $P_F(\mathbf{x}_i, \mathbf{x}_j), P_T(\mathbf{x}_j, \mathbf{x}_i)$, and therefore deleting every $\ell_T(\mathbf{x}_i, \mathbf{x}_j)$ from G produces an acyclic graph. We use induction on $|A|$ to prove that T' is connected. Let $A_b = \{\mathbf{x}_1, \dots, \mathbf{x}_b\} \subseteq A$ for some $b \in \{2, \dots, 6k\}$, let F_b be the subtree of F induced by $S \cup A_b$, and let $G_b = T \cup F_b$. Subtracting $L_b = \{\ell_T(\mathbf{x}_i, \mathbf{x}_j) : 1 \leq i < j \leq b\}$ from $E(G_b)$ produces the graph T_b . For the base case we let $b = 2$. The only cycle of G_2 is $P_F(\mathbf{x}_1, \mathbf{x}_2), P_T(\mathbf{x}_2, \mathbf{x}_1)$, and $\ell_T(\mathbf{x}_2, \mathbf{x}_1)$ is an edge of this cycle. Therefore deleting $\ell_T(\mathbf{x}_2, \mathbf{x}_1)$ does not destroy the connectivity of T_2 on $X \cup S$.

Next assume that T_b spans $X \cup S$ for some $2 \leq b \leq 6k - 1$ and suppose that $\mathbf{x}_{b+1} \in X \setminus A_b$. Since T_b is connected and acyclic there is exactly one path connecting \mathbf{x}_{b+1} to a node of A_b not passing through any element of S , i.e. this path is of the form $P_T(\mathbf{x}_{b+1}, \mathbf{x}_r)$ for some unique $\mathbf{x}_r \in A_b$. Let $A_{b+1} = A_b \cup \{\mathbf{x}_{b+1}\}$ and let $\mathbf{s} = N(F, \mathbf{x}_{b+1})$. Then T_{b+1} is the graph with $V(T_{b+1}) = X \cup S$ and $E(T_{b+1}) = (E(T_b) \cup \{(\mathbf{s}, \mathbf{x}_{b+1})\}) \setminus \{\ell_T(\mathbf{x}_{b+1}, \mathbf{x}_i) : \mathbf{x}_i \in A_b\}$.

Claim: For every $\mathbf{x}_i \in A_b$ either $\ell_T(\mathbf{x}_{b+1}, \mathbf{x}_i) \in L_b$ or $\ell_T(\mathbf{x}_{b+1}, \mathbf{x}_i) = \ell_T(\mathbf{x}_{b+1}, \mathbf{x}_r)$. Let $\mathbf{x}_i \in A_b \setminus \{\mathbf{x}_r\}$ and consider the following two cases. If \mathbf{x}_{b+1} lies on $P_T(\mathbf{x}_i, \mathbf{x}_r)$ then $\ell_T(\mathbf{x}_i, \mathbf{x}_r) = \max\{\ell_T(\mathbf{x}_i, \mathbf{x}_{b+1}), \ell_T(\mathbf{x}_{b+1}, \mathbf{x}_r)\} = \ell_T(\mathbf{x}_i, \mathbf{x}_{b+1})$ since $P_T(\mathbf{x}_{b+1}, \mathbf{x}_r)$ is a path in T_b and therefore does not contain $\ell_T(\mathbf{x}_i, \mathbf{x}_r)$. Therefore $\ell_T(\mathbf{x}_{b+1}, \mathbf{x}_i) \in L_b$. For the second case, if \mathbf{x}_{b+1} does not lie on $P_T(\mathbf{x}_i, \mathbf{x}_r)$ then let \mathbf{y} be the first common point of the paths $P_T(\mathbf{x}_i, \mathbf{x}_r)$ and $P_T(\mathbf{x}_{b+1}, \mathbf{x}_r)$; see Figure 7. Note that \mathbf{y} may be equal to \mathbf{x}_r . Clearly

$$\ell_T(\mathbf{x}_i, \mathbf{y}) \geq \ell_T(\mathbf{y}, \mathbf{x}_r) \tag{2}$$

since $P_T(\mathbf{y}, \mathbf{x}_r)$ is also a path in T_b . There are now two possibilities to consider; either $\ell_T(\mathbf{x}_{b+1}, \mathbf{x}_i) = \ell_T(\mathbf{x}_i, \mathbf{y}) = \ell_T(\mathbf{x}_i, \mathbf{x}_r) \in L_b$, or $\ell_T(\mathbf{x}_{b+1}, \mathbf{x}_i) = \ell_T(\mathbf{x}_{b+1}, \mathbf{y}) = \ell_T(\mathbf{x}_{b+1}, \mathbf{x}_r)$, where for each possibility the second equality follows from Inequality (2). The claim follows.

By the above claim $E(T_{b+1}) = (E(T_b) \cup \{(\mathbf{s}, \mathbf{x}_{b+1})\}) \setminus \{\ell_T(\mathbf{x}_{b+1}, \mathbf{x}_r)\}$ and we deduce that T_{b+1} has been constructed from T_b by adding one edge from F and then deleting an edge of T on the resultant cycle. This completes the induction argument, and hence T' is connected and spans $X \cup S$.

Next we prove that T' is a *minimum* F -fixed spanning tree. Let K be the complete graph

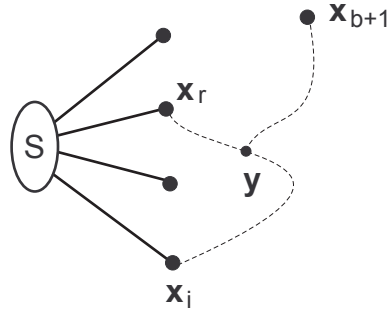


Figure 7: The second case of the claim

on X . Furthermore, suppose that the edges of K are weighted by the function w , where

$$w((\mathbf{x}, \mathbf{y})) = \begin{cases} 0 & \text{if } \mathbf{x} \in A \text{ and } \mathbf{y} \in A, \\ \|\mathbf{x} - \mathbf{y}\| & \text{otherwise.} \end{cases}$$

Let T_A be any spanning tree on A . Then clearly T' is a minimum F -fixed spanning tree if and only if the graph T_K , where $V(T_K) = X$ and $E(T_K) = (E(T') \cap (X \times X)) \cup T_A$, is a minimum spanning tree of K with the above weight function. But this follows from a simple application of Theorem 10. Hence $T' = T_F$, as required. ■

An immediate consequence of the above proof is the following result.

Corollary 12 $|\{\ell_T(\mathbf{x}_i, \mathbf{x}_j) : \mathbf{x}_i, \mathbf{x}_j \in A\}| = |A| - 1$.

Next we extend Theorem 11 to the case where F is not necessarily connected, which must be considered if $k > 1$. If $k > 1$ we perform an additional preprocessing stage, PP2, to calculate a TRUE/FALSE table H such that $H_{e, \mathbf{y}, \mathbf{z}} = \text{TRUE}$ if and only if edge $e \in E(P_T(\mathbf{y}, \mathbf{z}))$. This requires at most $O(n^3)$ time and $O(n^3)$ space. For each connected component F^i of F let $A^i = V(F^i) \cap X$. We claim that *Algorithm F-MST*, given in Table 1, calculates a minimum F -fixed spanning tree for any viable forest F .

To understand Algorithm F -MST observe first that for $t = 1$ the algorithm is identical to that of Theorem 11. In other words $D^1 = L^1 = \{\ell_T(\mathbf{x}_i, \mathbf{x}_j) : \mathbf{x}_i, \mathbf{x}_j \in A, i \neq j\}$ and this set is deleted from $G^1 = T \cup F$ to produce T_F . The algorithm is inductive in nature, at each step adding component F^i to the current tree T^{i-1} and then deleting the longest edges on every cycle to get a tree T^i . All cycles that are obtained when adding F^i to T^{i-1} are of the form $P_{T^{i-1}}(\mathbf{x}, \mathbf{y}) \cup P_{F^i}(\mathbf{x}, \mathbf{y})$ where $\mathbf{x}, \mathbf{y} \in A^i$. Similarly to the proof of Theorem 11, the required edge to be deleted at Step i for the pair \mathbf{x}, \mathbf{y} , namely $\ell^i(\mathbf{x}, \mathbf{y})$, is simply the longest edge on $P_{T^{i-1}}(\mathbf{x}, \mathbf{y})$. It is clear that $P_{T^{i-1}}(\mathbf{x}, \mathbf{y})$ is either a path of T or consists of alternating subpaths of T and F^j for various $j < i$. Since k is constant it is possible to find, also in constant time, the subpaths of $P_{T^{i-1}}(\mathbf{x}, \mathbf{y})$ that lie in T . By taking the maximum of the longest edges of all these paths in T we get $\ell^i(\mathbf{x}, \mathbf{y})$.

1
2
3
4
5
6
7
8
9
10
11
12
13
14
15
16
17
18
19
20
21
22
23
24
25
26
27
28
29
30
31
32
33
34
35
36
37
38
39
40
41
42
43
44
45
46
47
48
49
50
51
52
53
54
55
56
57
58
59
60
61
62
63
64
65

Algorithm F-MST	
Input: A set X of points in the plane, a minimum spanning tree T on X , and a viable forest F with t connected components.	
Output: A minimum F -fixed spanning tree T_F on $X \cup S$.	
Step	Description
	Let $D^0 = \emptyset$ and let $T^0 = T$.
1	For $i = 1$ to t Do
	Begin
1a	For every distinct pair $\mathbf{x}, \mathbf{y} \in A^i$ Do
	Begin
1a(i)	Let J be the graph with
	$V(J) = \begin{cases} \{\{\mathbf{x}\}, \{\mathbf{y}\}\} & \text{if } i = 1, \\ \{\{\mathbf{x}\}, \{\mathbf{y}\}, A^1, \dots, A^{i-1}\} & \text{if } i > 1. \end{cases}$
	and
	$E(J) = \{(U, U') : \exists \mathbf{w} \in U \wedge \exists \mathbf{w}' \in U' \text{ such that } H_{e', \mathbf{w}, \mathbf{w}'} = \text{FALSE } \forall e' \in D^{i-1}\}.$
1a(ii)	For every $e = (U, U') \in E(J)$ let $\sigma_1^J(e) = \mathbf{w}$ and let $\sigma_2^J(e) = \mathbf{w}'$ (where \mathbf{w}, \mathbf{w}' are from the previous step).
1a(iii)	Perform a search through J to find the path $P^i = P_J(\{\mathbf{x}\}, \{\mathbf{y}\})$.
	Let $\ell^i(\mathbf{x}, \mathbf{y})$ be the edge from $\{\ell_T(\sigma_1^J(e), \sigma_2^J(e)) : e \in E(P^i)\}$ of maximum length.
	End
	Let $L^i = \{\ell^i(\mathbf{x}, \mathbf{y}) : \mathbf{x}, \mathbf{y} \in A^i\}$,
	$D^i = D^{i-1} \cup L^i$,
	$G^i = T^{i-1} \cup F^i$,
	$T^i = \langle V(G^i), E(G^i) \setminus D^i \rangle$.
	End
	Let $T_F = T^t$.

Table 1: Algorithm F -MST

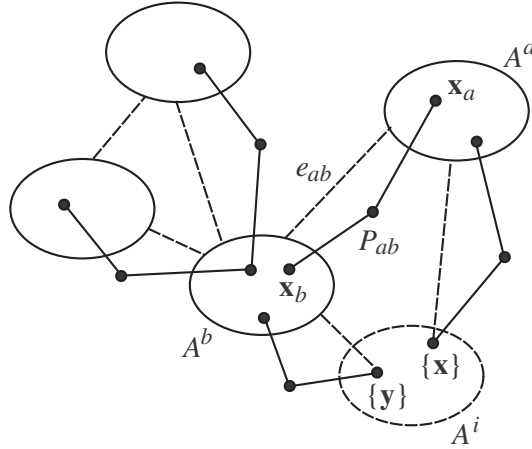


Figure 8: An example of graph J at Step i

Before formally proving the correctness of Algorithm F -MST we illustrate a few of the above concepts in Figure 8. The solid-boundary ellipses and the sets $\{\mathbf{x}\}, \{\mathbf{y}\}$ are nodes of J , the dashed lines are edges of J , and the solid lines and circles are edges and nodes of T . For P_{ab} we have $\sigma_1^J(e_{ab}) = \mathbf{x}_a$ and $\sigma_2^J(e_{ab}) = \mathbf{x}_b$. Notice that J is not necessarily a tree, and therefore it is not immediately clear that there will be a unique path in J connecting $\{\mathbf{x}\}$ and $\{\mathbf{y}\}$. The next lemma settles this question. We assume by the inductive hypothesis that T^{i-1} is a tree; the base case $i = 1$ holds from Theorem 11. Observe that for every path P of J connecting some A^r and A^d there exist a unique path $W(P)$ in T^{i-1} connecting some pair of nodes $\mathbf{x}_r \in A^r$ and $\mathbf{x}_d \in A^d$.

Lemma 13 J contains at most one path connecting $\{\mathbf{x}\}$ and $\{\mathbf{y}\}$.

Proof. To get a contradiction let P' and P'' be two distinct paths of J connecting $\{\mathbf{x}\}$ and $\{\mathbf{y}\}$. Let A^{j_1} and A^{j_2} be distinct nodes of P' such that the subpath P''_0 of P'' connecting A^{j_1} and A^{j_2} shares no internal nodes with P' . The pair A^{j_1} and A^{j_2} must exist since P'' is a proper path (i.e., no nodes are repeated in the $\{\mathbf{x}\} - \{\mathbf{y}\}$ walk through P''). For $c = 1, 2$ let Q_c be the unique path through F^{j_c} connecting the distinct endpoints of $W(P')$ and $W(P''_0)$ in A^{j_c} ; if $W(P')$ and $W(P''_0)$ share the same endpoint in A^{j_c} then Q_j is the empty

1
2
3
4
5
6
7 set. Clearly then $Q_1 \cup P''_0 \cup Q_2 \cup P'$ is a cycle of T^{i-1} , which contradicts the inductive
8 hypothesis. ■

10
11 **Corollary 14** *Let $\mathbf{x}, \mathbf{y} \in A^i$. Then $\ell^i(\mathbf{x}, \mathbf{y})$, as defined in Algorithm F -MST, is the longest*
12 *edge of $P_{T^{i-1}}(\mathbf{x}, \mathbf{y})$, excluding any edges of F .*

13
14
15 **Proof.** By the previous lemma there is a unique path $P^i = P_J(\{\mathbf{x}\}, \{\mathbf{y}\})$ for Algorithm
16 F -MST to find. The required longest edge on this path is the maximum of the longest edges
17 for each subpath of $W(P^i)$ containing edges of T only. The result follows. ■

18
19
20 We now prove the main result of this section. The theorem implies that even in the case
21 when F is disconnected, our update method, as described in Algorithm F -MST, produces
22 an optimal F -fixed spanning tree in constant time.

23
24
25 **Theorem 15** *Let T be a minimum spanning tree on X , and assume that preprocessing*
26 *steps PP1 and PP2 have been performed. If F is a viable forest then Algorithm F -MST*
27 *correctly produces a minimum F -fixed spanning tree T_F in at most $O(k^{2k+3}k!)$ time.*

28
29
30 **Proof.** The proposition is verified by using induction on t (the number of connected
31 components of F). Theorem 11 proves the base case: T^1 is connected, acyclic, and a
32 minimum F^1 -fixed spanning tree. Similar reasoning is used to prove that each subsequent
33 T^i is connected and acyclic. At each inductive step, Corollary 14 assures us that Algorithm
34 F -MST correctly deletes the longest edge (excluding edges of F) of any new cycle formed.
35 Let $\mathbf{F}_i = \bigcup_{j \leq i} F^j$. To prove minimality of T^i we once again construct (analogously to Theorem
36
37

38
39 11) a weighted complete graph K on X and a tree T_K , such that T^i is a minimum \mathbf{F}_i -fixed
40 spanning tree on $X \cup S$ if and only if T_K is a minimum spanning tree of K . Theorem 10
41 then completes the minimality proof.

42
43 To verify the time complexity first note that $t \leq k$ and $|A^i| \leq 6k$. Line 1a of the algorithm
44 requires $O(k^2)$ time, Line 1a(i) requires at most $O(k^{2k}k!)$ time and Line 1a(iii) requires
45 $O(k)$ time. ■

46 47 48 49 **6 The Main Algorithm**

50
51
52 We present *Algorithm k -GSMT*, in Table 2. As stated in Section 1, the algorithm contains
53 three main phases for a given iteration. Lines 4a(i)-4a(iii) represent the first phase, namely
54 the construction of a feasible internal topology. The set \mathcal{G}^* contains all feasible internal
55 topologies as specified by a given choice of regions of the OODC partition. Line 4b(i)
56 performs the second phase by solving the fixed topology problem for the current feasible
57 internal topology. Line 4b(ii) executes the minimum spanning tree update process, which
58 is the final phase for the given iteration. To prove correctness of Algorithm k -GSMT we
59 first need some definitions and two observations.
60
61
62

1
2
3
4
5
6
7
8
9
10
11
12
13
14
15
16
17
18
19
20
21
22
23
24
25
26
27
28
29
30
31
32
33
34
35
36
37
38
39
40
41
42
43
44
45
46
47
48
49
50
51
52
53
54
55
56
57
58
59
60
61
62
63
64
65

Algorithm k-GSMT		
Input: A set X of n points in the plane, a unit ball B , a positive integer k , and a symmetric ℓ_1 -optimisable function α .		
Output: A set S of at most k Steiner points, and a tree T^* interconnecting $X \cup S$, such that $\ T^*\ _\alpha = \min_{\mathcal{T}, S'} \alpha(\mathbf{e}_{\mathcal{T}, X, S'})$.		
Step	Description	Time
1	Construct the OODC partition of X .	$O(n \log n)$
2	Construct a minimum spanning tree T on X .	$O(n \log n)$
3	Perform preprocessing steps PP1 and PP2 on T .	$O(n^3)$
4	For every $k' \leq k$ and each choice (with repetition) of k' regions, $R_1, \dots, R_{k'}$, of the OODC partition Do Begin	$O(n^{2k})$
4a(i)	Associate the free Steiner point s_i with region R_i .	
4a(ii)	Let \mathcal{G} be the graph consisting of the vertices $\bigcup C_X(R_i) \cup \{s_1, \dots, s_{k'}\}$, all edges $(s_i, s_j), i \neq j$, and all edges (s_i, \mathbf{x}) for every $\mathbf{x} \in C_X(R_i)$.	
4a(iii)	Let \mathcal{G}^* be the set of all viable subforests of \mathcal{G} .	
4b	For each $\mathcal{F} \in \mathcal{G}^*$ Do Begin	$O(f_1(k))$
4b(i)	Solve the fixed topology generalised Steiner tree problem for \mathcal{F} to get the tree F .	$O(f_2(k))$
4b(ii)	Run Algorithm F -MST with input T and F , and let T_F be its output.	$O(k^{2k+3}k!)$
	End	
	End	
5	Select a smallest total cost T_F produced and let $T^* = T_F$. Let S be the set of Steiner points of T^* .	

Table 2: Algorithm k -GSMT

Let T_{opt} be a generalised k -Steiner minimum tree on X . Let S be the set of Steiner points in T_{opt} and let F_{opt} be the subforest of T_{opt} induced by the edges of T_{opt} incident with elements of S . Let F_{opt}^i be a connected component of F_{opt} with k_i Steiner points and terminal set $A^i \subseteq X$. Note that, like T_{opt} , F_{opt} may not be unique for a given set X .

Observation 16 F_{opt}^i is a generalised k_i -Steiner minimum tree on A^i .

Observation 17 Let Y^i be any generalised k_i -Steiner minimum tree on A^i . Suppose we transform T_{opt} to T' by replacing the subtree F_{opt}^i on T by Y^i . Then T' is also a generalised k -Steiner minimum tree on X .

We can now prove correctness.

Proposition 18 Algorithm k -GSMT constructs, in a time of $O(n^{2k})$, a tree T^* that is a generalised k -Steiner minimum tree on the terminal set X .

Proof. By the properties of the OODC partition, during the course of the algorithm a forest F induced by edges incident with Steiner points is constructed with connected components F^i such that each F^i has the same terminal set (i.e. A^i) and the same topology as F_{opt}^i , and therefore

$$\|F^i\|_{\alpha} = \|F_{\text{opt}}^i\|_{\alpha}, \quad (3)$$

where, recall, for any T_0 the symbol $\|T\|_{\alpha}$ denotes the cost of T with respect to α . We now consider two cases.

Suppose, for the first case, that $F_{\text{opt}} = F$. Step 4b(ii) of the algorithm constructs a minimum F -fixed spanning tree T_F on $X \cup S$. Since T_{opt} is a minimum spanning tree on $X \cup S$ and contains F as a subforest, it follows that T_F is also a minimum spanning tree on $X \cup S$. By Lemma 2, $T^* = T_F$ is a generalised k -Steiner minimum tree on X , as required.

If, on the other hand, $F_{\text{opt}} \neq F$, then there is a tree T_F constructed in Step 4b(ii) of the algorithm that is the same as in the previous paragraph, except each F^i is replaced by F_{opt}^i . By Equation (3) and Observation 17 it again follows that $T^* = T_F$ is a generalised k -Steiner minimum tree on X .

By using Cayley's formula and the observation that each spanning forest is a subgraph of a spanning tree which has $k-1$ edges, we get an upper bound for $f_1(k)$ of $126^k \cdot k^{k-2}$ in Step 4b of the algorithm. The function f_2 in Step 4b(i) will depend on the relevant generalised k -Steiner tree problem and will be a function of k only. Since k is constant the overall time complexity of Algorithm k -GSMT is $O(n^{2k})$. Note that if $k=1$ or if there is only one component, then Line 4 takes $O(n^2)$ time since we do not run PP2. ■

Theorem 19 For any planar norm satisfying Restrictions 1-3 and any symmetric ℓ_1 -optimisable cost function there exists a polynomial time algorithm with complexity $O(n^{2k})$ that solves the generalised k -Steiner tree problem for constant k .

7 Conclusion

The outcome of this paper is a generalisation, on multiple fronts, of Georgakopoulos and Papadimitriou's $O(n^2)$ solution to the 1-Steiner tree problem. By utilising abstract Voronoi diagrams, we build on their complexity-reducing concept of oriented Dirichlet cell partitions. The result is a broadening of the scope of these partitions to include terminal sets in arbitrary normed planes. A bigger challenge in our research was to construct a generalisation to k Steiner points. We achieve this by producing a novel method of updating a minimum spanning tree to include a fixed subtree. A two-part preprocessing stage allows this to be done in constant time with respect to the total number of terminals. One of the key observations of our research was that the main algorithm from [8] basically pertains to any "Steiner-like" problem with cost function α , as long as it is guaranteed that a solution exists which is optimal with respect to α and is also a minimum spanning tree on its complete set of nodes. This fact allows us to accommodate the class of generalised k -Steiner tree problems with symmetric ℓ_1 -optimisable cost functions. The result is an $O(n^{2k})$ -time solution to this class of problems.

It may be possible to generalise our algorithm to higher dimensional spaces, at least in the Euclidean case. A natural starting point could be Monma and Suris's paper [19], where a partition of d -dimensional Euclidean space is constructed that has similar topology-limiting properties as the oriented Dirichlet cell partition.

References

- [1] S.W. Bae, C. Lee and S. Choi, On exact solutions to the Euclidean bottleneck Steiner tree problem, *Information Processing Letters* 110 (2010) 672–678.
- [2] S.W. Bae, S. Choi, C. Lee and S. Tanigawa, Exact algorithms for the bottleneck Steiner tree problem, *Algorithmica*, 61 (2011), pp. 924–947.
- [3] M. Brazil, M. Zachariasen, Steiner Trees for Fixed Orientation Metrics, *Journal of Global Optimization*, 43 (2009), pp. 141–169.
- [4] L. P. Chew, R. L. Drysdale, III, Voronoi Diagrams Based on Convex Distance Functions, *Proceedings 1st ACM Symposium on Computational Geometry*, (1985), pp. 235–244.
- [5] Z. Drezner, G. O. Wesolowsky, A New method for the Multifacility Minimax Location Problem, *The Journal of the Operational Research Society*, 29 (1978), pp. 1095–1101.
- [6] J. L. Ganley, Geometric Interconnection and Placement Algorithms, Ph. D Thesis, Department of Computer Science, University of Virginia, Charlottesville, VA, 1995.
- [7] J. L. Ganley, J. S. Salowe, Optimal and Approximate Bottleneck Steiner trees, *Operations Research Letters*, 19 (1996), pp. 217–224.
- [8] G. Georgakopoulos, C. H. Papadimitriou, The 1-Steiner Tree Problem, *Journal of Algorithms*, 8 (1987), pp. 122–130.

- 1
2
3
4
5
6
7 [9] E. N. Gilbert, H. O. Pollak, Steiner minimal trees, *SIAM J. Appl. Math.*, 16 (1968), pp.
8 1–29.
9
- 10 [10] J. Griffith, G. Robins, J. S. Salowe, T. Zhang, Closing the Gap: Near-Optimal Steiner
11 Trees in Polynomial Time, *IEEE Transactions on Computer-Aided Design of Integrated*
12 *Circuits and Systems*, 13, (1994), pp. 1351–1365.
13
14 [11] F. K. Hwang, D. S. Richards, P. Winter, The Steiner Tree Problem. *Annals of Discrete*
15 *Mathematics* 53, Elsevier Science Publishers B.V., Amsterdam, 1992.
16
17 [12] F. K. Hwang, J. F. Weng, The Shortest Network under a Given Topology, *Journal of*
18 *Algorithms*, 13 (1992), pp. 468–488.
19
20 [13] D. B. Johnson, P. Metaxas, Optimal algorithms for the vertex updating problem of
21 a minimum spanning tree, *Proceedings of the Sixth International Parallel Processing*
22 *Symposium*, March 1992, pp. 306–314.
23
24 [14] A. B. Kahng, G. Robins, A New Class of Iterative Steiner tree Heuristics with Good
25 Performance, *IEEE Transactions on Computer-aided Design*, 11 (1992), pp. 893–902.
26
27 [15] B. Korte, J. Vygen, Combinatorial Optimization: Theory and Algorithms, *Algorithms*
28 *and Combinatorics*, 21, Springer-Verlag, 2008, pp. 120–121.
29
30 [16] J. Lee, A First Course in Combinatorial Optimization, *Cambridge Texts in Applied*
31 *Mathematics*, Cambridge University Press, 2004.
32
33 [17] G.–H. Lin, A. P. Thurber, G. Xue, The 1-Steiner Tree Problem in Lambda-3 Geometry
34 Plane, *Proceedings of the 1999 IEEE International Symposium on Circuits and Systems*,
35 6 (July 1999), pp. 125–128.
36
37 [18] R. F. Love, G. O. Wesolowsky, S. A. Kraemer, A Multifacility Minimax Location
38 Method for Euclidean Distances, *International Journal of Production Research*, 11
39 (1973), pp. 37–45.
40
41 [19] C. Monma, S. Suri, Transitions in Geometric Minimum Spanning Trees, *Discrete and*
42 *Computational Geometry*, 8 (1992), pp. 265–293.
43
44 [20] J. H. Rubinstein, D. A. Thomas, J. F. Weng, Degree-Five Steiner Points Cannot Reduce
45 Network Costs for Planar Sets, *Networks*, 22 (1992), pp. 531–537.
46
47 [21] M. Sarrafzadeh, C.K. Wong, Bottleneck Steiner trees in the plane, *IEEE Trans. Com-*
48 *put.*, 41 (1992), pp. 370–374.
49
50 [22] M. I. Shamos and D. Hoey, Closest-point problems, *Proceedings of the 16-th Annual*
51 *Symposium on Foundations of Computer Science*, (1975), pp. 151–162.
52
53 [23] Warme, D.M., Winter, P., Zachariasen, M.: Exact Algorithms for Steiner Tree Prob-
54 lems: A Computational Study. In: Du, D., Smith, J.M., Rubinstein, J.H. (eds.) *Advances*
55 *in Steiner trees*, pp. 81–116. Kluwer Academic Publishers, Netherlands (2000)
56
57
58
59
60
61
62
63
64
65