



Minerva Access is the Institutional Repository of The University of Melbourne

Author/s:

Schembri, E;Campbell, AJD;Villanueva-Cabezas, JP

Title:

South Asian dairy smallholders: A scoping review of practices and zoonoses

Date:

2023

Citation:


Schembri, E., Campbell, A. J. D. & Villanueva-Cabezas, J. P. (2023). South Asian dairy smallholders: A scoping review of practices and zoonoses. *Asian Pacific Journal of Tropical Medicine*, 16 (10), pp.446-452. <https://doi.org/10.4103/1995-7645.388029>.

Persistent Link:

<https://hdl.handle.net/11343/340217>

License:

[CC BY-NC-SA](#)



Review Article

Asian Pacific Journal of Tropical Medicine

doi: 10.4103/1995-7645.388029

Impact Factor: 3.1

South Asian dairy smallholders: A scoping review of practices and zoonoses

Emily Schembri¹✉, Angus J D Campbell², Juan Pablo Villanueva-Cabezas^{2,3}¹Melbourne School of Population and Global Health, The University of Melbourne, Victoria, Australia²The Nossal Institute for Global Health, The University of Melbourne, Victoria, Australia³The Peter Doherty Institute for Infection and Immunity, The University of Melbourne and the Royal Melbourne Hospital, Victoria, Australia

ABSTRACT

Objective: To identify and discuss on-farm management practices linked to bacterial zoonosis risk in smallholder dairy farmers in South Asia.

Methods: This scoping review was conducted as per the PRISMA-ScR guidelines. Five hundred and two publications were retrieved from five online databases using a comprehensive search strategy. Studies were selected if they discussed a farm management practice which impacted human health within a South Asian country.

Results: Twenty-two studies were included. Seven management practices relevant to farmers, livestock and their shared environment were identified including raw milk consumption, farm hygiene management, personal protective equipment uses, animal vaccination, cleaning udders, hand washing and disposal of afterbirth materials. Preventive practices were found to be utilized at lower frequencies compared to risk increasing practices. Awareness of bacterial zoonoses is particularly low within the region.

Conclusions: Based on the results of this review, it was determined that improving farmer awareness of bacterial zoonotic diseases may favor several of the presented leverage points within the South Asian smallholder dairy system. Relying on formal school education to improve this awareness may not solve this problem, instead, more focus on accessible and affordable zoonoses education and farming programs is required.

KEYWORDS: Management practices; Zoonoses; Dairy; Smallholder system

1. Introduction

Strengthening small-scale agricultural systems is essential to create food and income security. Dairy smallholders, defined as an

agricultural holding of up to 20 milking cows, underpin the South Asian milk value chain, which accounts for 20% of global milk production[1,2]. The dairy smallholder sector has been an important supplier to the steady increase in dairy consumption over the last three decades driven by fast population growth in the region[3].

Growth in the South Asian dairy sector has created new animal-human interfaces, especially in peri-urban areas where human and livestock densities are high[4]. Smallholder dairy systems are often characterized by poor biosecurity and infection control that facilitates the spread of infectious diseases among animals, and from animals to humans[5,6]. Bacterial zoonoses like brucellosis, bovine tuberculosis, and leptospirosis may spread and persist in these

Significance

The South Asian dairy sector has experienced exponential growth which has driven smallholder dairy production, facilitating the rise in the risk of zoonotic transmission. Our scoping review sought to uncover 'what on-farm management practices reduce or increase the risk of bacterial zoonoses in smallholder dairy farmers in South Asia.' We identified seven practices that can be addressed with low-cost interventions, resulting in the prevention of multiple bacterial zoonoses in the region. Our findings also suggest that education to improve farmer awareness of zoonoses is critical to inflict sustainable change in smallholder dairy systems.

✉To whom correspondence may be addressed. E-mail: esschembri@student.unimelb.edu.au

This is an open access journal, and articles are distributed under the terms of the Creative Commons Attribution-Non Commercial-ShareAlike 4.0 License, which allows others to remix, tweak, and build upon the work non-commercially, as long as appropriate credit is given and the new creations are licensed under the identical terms.

For reprints contact: reprints@medknow.com

©2023 Asian Pacific Journal of Tropical Medicine Produced by Wolters Kluwer-Medknow.

How to cite this article: Schembri E, Campbell AJD, Villanueva-Cabezas JP. South Asian dairy smallholders: A scoping review of practices and zoonoses. Asian Pac J Trop Med 2023; 16(10): 446-452.

Article history: Received 10 June 2023

Revision 8 September 2023

Accepted 20 September 2023

Available online 9 October 2023

systems, with negative effects on animal health and productivity, and threatening chronic illness and death among stakeholders of the milk value chain[6]. People acquire bacterial zoonoses by direct contact with infected animals and their environment, or *via* consumption of contaminated animal-sourced products such as raw milk[7,8].

On-farm practices, including farmers' personal safety practices, management and interaction with animals, animal products and their shared environment, have direct effects on the emergence, persistence and spread of bacterial zoonoses in smallholder dairy systems. This review collates and describes the role of such practices in bacterial zoonosis dynamics, providing important information to identify on-farm management practices linked to bacterial zoonosis risk in smallholder dairy farmers in South Asia that could be used to inform future mitigation.

2. Materials and methods

We conducted a scoping review following the PRISMA Extension for Scoping Reviews (PRISMA-ScR) guidelines[9] to answer the following research question: *What on-farm management practices reduce or increase the risk of bacterial zoonoses in smallholder dairy farmers in South Asia?*

2.1. Search strategy

A comprehensive search strategy was developed to explore available literature across five online databases, CAB Direct, Web of Science, Scopus and PubMed allowing access to MEDLINE, which were selected based on their specialization in the human-animal interface.

The search strategy comprises seven search strings describing location, dairy species, animal husbandry practices, dairy farming, and disease. We did not restrict the search to specific bacterial zoonoses to minimize the risk of excluding relevant studies. The search includes studies published between 1990 and 2022 due to the increase in smallholder dairy consumption and production observed during this period[3]. The most recent database search was conducted on the 29th of March 2022, and included terms were listed below:

("South Asia" OR "south asian" OR India OR Pakistan OR Bangladesh OR "Sri Lanka" OR Afghanistan OR Nepal OR Bhutan OR Maldives) AND (zoono*) AND (buffalo OR cattle OR cow OR goat OR sheep OR camel OR livestock) AND (procedure OR farming OR farmer OR husbandry OR practice OR management) AND (Dairy OR milk OR milking OR dairies OR dairying) AND (Control OR prevent* OR disease OR "risk factors" OR risk OR spread OR infect*) AND yr: [1990 TO 2022].

2.2. Eligibility criteria

Studies eligible for this review were peer-reviewed articles published in English, between years 1990 and 2022, which reported smallholder systems in South Asia and had a focus on on-farm practices (preventative or risky) associated with bacterial zoonoses. Studies that did not discuss zoonotic potential of bacterial diseases, and instead analyzed the prevalence, incidence, sero-prevalence or genomic details of these diseases on animal populations only, were excluded. Studies conducted on large-scale commercial dairy farms, conference abstracts, and zoonoses reports that did not target South Asian smallholders were excluded. Review articles were excluded, but their reference list was screened to identify relevant articles potentially missed by our search strategy. Non-peer reviewed or gray literature was not considered for this review.

2.3. Data management and extraction

Articles retrieved were imported into Covidence[10] for de-duplication, screening and full-text review. Articles were primarily screened by Emily Schembri, with support from Angus JD Campbell and Juan Pablo Villanueva-Cabezas. The final selection of articles was confirmed by all co-authors. From the studies, the following data were extracted into a data charting form in Microsoft Excel: author, publication year, country, study design, study population, setting, practices and outcome measures. The quality of these studies was assessed using the Joanna Briggs Institute (JBI) tools[11]. Study outcomes were grouped according to their relevance to any of the three domains (human, animal and environment) of One Health, and then conceptualized through construction of an influence diagram using system thinking principles[12].

3. Results

3.1. Study selection

Five hundred and two studies were retrieved and imported into Covidence[9] for de-duplication and screening. The titles and abstracts of 317 unique studies were screened; 232 did not meet the eligibility criteria. Next, 85 studies were scrutinized in full-text; 61 studies were excluded with reasons, and full-text was unavailable for another two. Finally, 22 studies were included in this review (Figure 1).

3.2. Study characteristics

Most studies were conducted in India ($n=14$), followed by Pakistan and Bangladesh ($n=3$), Nepal and Afghanistan ($n=1$). All included

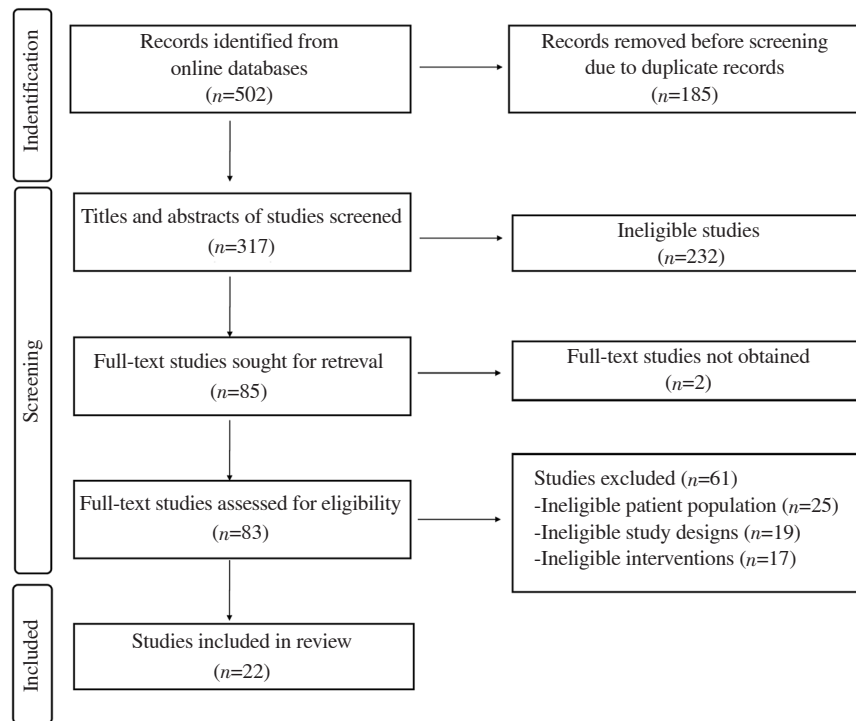


Figure 1. PRISMA flowchart for the study selection process.

studies were observational, comprising 21 cross-sectional studies, including questionnaires ($n=13$) and seroprevalence surveys paired with questionnaires ($n=8$), and one case-control study. Most studies focused on five bacterial zoonoses: brucellosis[13–25], bovine tuberculosis[21,24,26–28], leptospirosis[29], Q Fever (coxiellosis)[13], and anthrax[21]. Five studies reported unspecified bacterial zoonoses[30–34] (Table 1). Studies were critically appraised using the JBI tools[11]; most studies considered small samples and relied on the self-reporting nature of questionnaires or surveys, which may result in recall bias. A summary of this appraisal is presented in Supplementary Tables.

3.3. On-farm practices

Seven on-farm practices associated with bacterial zoonotic infection risk in humans were identified: raw milk consumption, use of personal protective equipment (PPE), hand washing, animal vaccination, cleaning udders, disinfecting farming areas, and appropriately disposing of afterbirth materials. Of these, raw milk consumption was identified in more than half of the studies as being practiced by farmers[13–16,18–20,22–28,32,33]. It was the only reported practice associated with an increased risk of zoonosis transmission, and was specifically reported in the context of brucellosis and bovine tuberculosis infection. In contrast, other practices were preventative, but were reported as performed by farmers in low frequencies: use of PPE[15,22,23,25,27,31–33], animal vaccination[16,17,22,23,25,32], cleaning udders[31,33,34], and appropriately disposing of afterbirth

materials[13,22,25]. Preventative practices performed at high frequencies included disinfecting farm areas[13,15,16,22,27,33,34], and hand washing[13,24,27,31–33]. Where reported, these practices were associated with brucellosis, bovine tuberculosis, and leptospirosis infection.

Over half of the studies reported limited zoonosis awareness among farmers. Farmers frequently could not name zoonoses they were at risk of acquiring[15–17,19,21–24,27–29,33], their transmission routes[15,17,21,22,24,27,29,33], signs and symptoms[15,17,21,22,24,27,29]. Studies also reported minimal knowledge of preventive practices[15,17,22,24,27,29–31,33] and risk increasing practices[15,17,22,24,27,29–31].

3.4. Practices in a One Health context

The on-farm practices identified were classified into the traditional One Health domains as follows: (1) Farmer management practices (human domain): Use of PPE, hand washing, raw milk consumption; (2) Animal management practices (animal domain): Vaccination of animals, udder hygiene; (3) Environment management practices (environment domain): Farm cleaning and disinfection, appropriate disposal of afterbirth materials.

Figure 2 presents an influence diagram built using systems thinking principle[12], which is a simplified representation of the interconnections among One Health domains used to assist with hypothesis generation of how practices influence an outcome. Under system thinking principles, loops represent leverage points[12]

Table 1. Characteristics of studies retained for review (n=22).

References	Study characteristics										Study findings												
	Bacterial zoonoses					Country					Study design	Frequency of awareness reported			Frequency of practice use								
	Brucellosis	Bovine tuberculosis	Q Fever	Leptospirosis	Anthrax	Unspecified	India	Pakistan	Bangladesh	Nepal		Afghanistan	Cross-sectional	Case-control	Zoonotic disease	Risky practices	Preventative practices	Raw milk consumption	Animal vaccination	Udder hygiene	Disposal of afterbirth	Farm disinfection	Hand washing
Akbarian <i>et al.</i> [13]	X	X								X	X					X			X	X	X		
Ali <i>et al.</i> [14]	X						X				X					X							
Deka <i>et al.</i> [15]	X					X					X			X	X	X	X				X		X
Holt <i>et al.</i> [16]	X					X					X			X			X	X			X		
Hussain <i>et al.</i> [17]	X						X				X			X	X	X		X					
Mangtani <i>et al.</i> [18]	X					X					X						X						
Nawaz <i>et al.</i> [19]	X						X				X			X			X						
Rahman <i>et al.</i> [20]	X							X			X						X						
Rajput <i>et al.</i> [21]	X	X		X		X					X			X									
Saidu <i>et al.</i> [22]	X					X					X			X	X	X	X	X		X	X		X
Sikder <i>et al.</i> [23]	X							X			X			X			X	X					X
Singh <i>et al.</i> [24]	X	X				X					X			X	X	X	X						X
Yadav <i>et al.</i> [25]	X					X					X						X	X		X			X
Gompo <i>et al.</i> [26]		X							X			X					X						
Islam <i>et al.</i> [27]		X						X			X			X	X	X	X				X	X	X
Lakra <i>et al.</i> [28]		X				X					X			X			X						
Jadav <i>et al.</i> [29]			X			X					X			X	X	X							
Ahuja <i>et al.</i> [30]					X	X					X			X	X								
Chinchwadkar <i>et al.</i> [31]					X	X					X			X	X				X			X	X
Patel <i>et al.</i> [32]					X	X					X						X	X				X	X
Singh <i>et al.</i> [33]					X	X					X			X		X	X		X		X	X	X
Singh <i>et al.</i> [34]					X	X					X								X		X		

PPE: personal protective equipment.

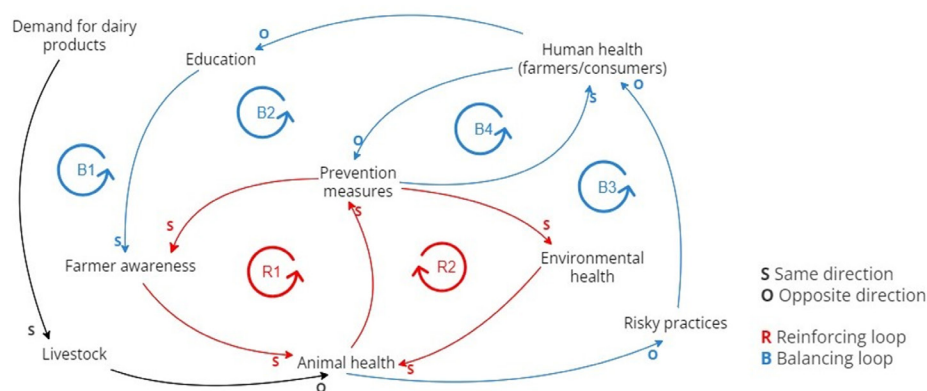


Figure 2. Influence diagram of practices associated with bacterial zoonoses reported in reviewed studies of South Asian smallholder dairy systems. Farmer's awareness is hypothesized to contribute to two reinforcing loops (R1, R2) that can sustain multiple co-benefits in the system over time.

that facilitate the achievement of positive synergistic effects that maximize co-benefits across One Health sectors[35]. These key leverage points within our system are shown by two reinforcing loops presented in red: R1 (farmer awareness; animal health; prevention measures) and R2 (animal health; prevention measures; environmental health), which counteract the action of four balancing loops presented in blue: B1 (education; farmer awareness; animal health; risky practices; human health), B2 (farmer awareness;

animal health; prevention measures; human health; education), B3 (animal health; risky practices; human health; prevention measures; environmental health) and B4 (human health; prevention measures). The black pathway presents external factors influencing the system. We hypothesize that education specifically focused on improving farmer awareness of zoonotic bacterial diseases may favor leverage points associated with two reinforcing loops, reducing effects derived from the balancing loops identified in this system.

4. Discussion

On-farm practices have direct effects on the emergence, persistence and spread of bacterial zoonoses in any dairy system. This review has systematically described practices that can be associated with the spread or prevention of bacterial zoonosis in smallholder systems of South Asia, and presents potential points of leverage for reducing risk of zoonotic disease transmission. Despite the importance of smallholder dairy production in South Asia, the relatively small research effort we report in this sector suggests widespread underrepresentation of studies exploring the risk of exposure to zoonotic diseases in small scale livestock production systems common in low- and middle-income countries. This underrepresentation has been previously highlighted as a major barrier for improved understanding of disease dynamics in these contexts[35].

The bacterial zoonoses identified-brucellosis, bovine tuberculosis, leptospirosis, Q Fever (coxiellosis) and anthrax-represent important neglected diseases common in a wide array of livestock production systems found in South Asia and globally[36]. They range in their mechanisms of impact from predominantly sub-clinical infections in animals such as coxiellosis with important zoonotic consequences, to outbreak diseases like anthrax that cause morbidity and mortality in humans, and substantial economic loss through animal mortality and the costs of control. Despite these diverse epidemiologies, effects and consequences, many of these diseases share some common risk factors and potential methods of mitigation or control of their zoonotic impacts[6].

Mitigation proves challenging as risky practices are generally ingrained within smallholder dairy activities and may be difficult to change[37]. As portrayed in our influence diagram, increasing demand for dairy products increases the livestock population being managed by smallholder farmers. Smallholders frequently experience limited access to resources (*e.g.*, veterinary assistance) which paired with low farmer awareness of zoonoses has likely effects on reduced animal health and wellbeing[38]. In a scenario of poor animal health perpetuated by poor access to preventive or curative resources, risky practices such as inadequate handling or disposal of afterbirth material may facilitate disease transmission between animals and humans[6]. The influence of low farmer awareness on the above pathways, coupled with low levels of animal health may result in unintended risky practices (*e.g.*, milking animals with signs of disease; inadequate management and disposal of afterbirth materials), with direct, adverse effects on reduced farmers' and consumers' health and wellbeing[39]. Thus, education and zoonotic awareness seems critical to reduce risky practices and encourage safe behaviors. Farmer awareness may improve animal health and encourage preventative measures that reinforce

farmer awareness and improve human health outcomes. Similarly, preventive measures will also improve environmental health[40] (*e.g.*, reduced pathogen load in farms, shared areas, natural environments) with synergistic effects on livestock, human health, and co-benefits for other organisms (*e.g.*, wildlife) not explicitly represented in this system.

Our scoping review uncovered an overall low level of awareness of bacterial zoonotic diseases in regards to naming, understanding of transmission routes and prevention measures among farmers. We acknowledge that some studies did not disclose questionnaires, thus we are unable to clarify how questions were presented to farmers. Where included, questionnaires used scientific names and technical language. It is likely that farmers are more familiar with colloquial terms and names of zoonotic diseases, as smallholder farmers acquire knowledge based on systems of trust, frequently learning their trade from family and friends, community elders, and personal observations[41,42]. Education programs are particularly effective when these consider the level of poverty, access to health care, animal management infrastructure, religion, local languages and cultural views, as these influence the sustainability of the intervention over time[43–46]. The seven practices identified in this review represent clear, realistic targets for community education programs, as most can be addressed with low-cost interventions, resulting in the co-benefit of preventing multiple bacterial zoonoses in the region including brucellosis, zoonotic tuberculosis, leptospirosis, and anthrax.

Our findings suggest that ensuring consistent farmer awareness through education may result in synergistic positive effects and a series of co-benefits that counteract the effects of a series of balancing loops and the re-emergence of bacterial zoonoses. Ideal community education must encompass One Health as zoonotic risk cannot be reduced without considering animal populations and environments[47–49]. Governments and international agencies have promoted an agenda to incorporate One Health education within veterinary, epidemiology, and public health tertiary degrees in South Asia, increasing One Health research capacities and training programs[50,51]. However, integral approaches to the management of One Health issues, including zoonoses, will benefit from early, inclusive, and holistic training that transcends veterinary and medicine schools[52].

Zoonoses disproportionately affect low-income, livestock-dependent countries, with South Asian dairy farming communities hit particularly hard[4]. Not only is addressing the interconnected nature of this system important for bacterial zoonoses prevention, but also aids in addressing global goals such as the United Nations Sustainable Development Goals that can make a difference[53]. Improving farmer education and awareness will assist in increasing the welfare and productivity of livestock, with positive effects on

livelihoods-food, education, health care, and supporting stronger communities[54].

Conflict of interest statement

The authors declare that there are no conflicts of interest.

Funding

The authors received no extramural funding for the study.

Authors' contributions

J.P. V-C and A.J.D.C. conceptualized the project. E.S., J.P. V-C and A.J.D.C. developed the research plan. E.S led the scoping review under supervision of J.P.V-C and A.J.D.C. All authors contributed to the interpretation of results and final version of the manuscript.

References

- [1] Moran J. Smallholder dairy farming in Asia. In: *Business management for tropical dairy farmers*. Victoria: CSIRO Publishing; 2009, p. 25-42.
- [2] Siddiky M. Dairying in South Asian region: Opportunities, challenges and way forward. *SAARC J Agri* 2017; **15**(1): 173-187.
- [3] Morgan N. *Developing an Asian regional strategy for sustainable smallholder dairy development*. 2008. [Online]. Available from: <https://www.fao.org/3/i0281e/I0281E02.htm>. [Accessed on 2 June 2022].
- [4] Grace D, Mutua FK, Ochungo P, Kruska RL, Jones K, Brierley L, et al. *Mapping of poverty and likely zoonoses hotspots Project 4. Nairobi, Kenya: International Livestock Research Institute; 2012*. [Online]. Available from: <https://cgspace.cgiar.org/handle/10568/21161>. [Accessed on 5 June 2022].
- [5] Harvey CA, Rakotobe ZL, Rao NS, Dave R, Razafimahatratra H, Rabarijohn RH, et al. Extreme vulnerability of smallholder farmers to agricultural risks and climate change in Madagascar. *Phil Trans R Soc B Biol Sci* 2014; **369**(1639): 20130089.
- [6] McDaniel CJ, Cardwell DM, Moeller RB, Gray GC. Humans and cattle: A review of bovine zoonoses. *Vector Borne Zoonotic Dis* 2014; **14**(1): 1-19.
- [7] Dadar M, Shahali Y, Whatmore AM. Human brucellosis caused by raw dairy products: A review on the occurrence, major risk factors and prevention. *Int J Food Microbiol* 2019; **292**: 39-47.
- [8] Lucey JA. Raw milk consumption: Risks and benefits. *Nutr Today* 2015; **50**(4): 189-193.
- [9] Tricco AC, Lillie E, Zarin W, O'Brien KK, Colquhoun H, Levac D, et al. PRISMA extension for scoping reviews (PRISMA-ScR): Checklist and explanation. *Ann Intern Med* 2018; **169**(7): 467-473.
- [10] Veritas Health Innovation. *Covidence*. 2022. [Online]. Available from: <https://www.covidence.org/>. [Accessed on 29 March 2022].
- [11] Joanna Briggs Institute. *Checklist for analytical cross sectional studies*. 2017. [Online]. Available from: <https://jbi.global/critical-appraisal-tools>. [Accessed on 3 April 2022].
- [12] Meadows D. *Leverage points: Places to intervene in a system. The Academy for Systems Change*. 1999. [Online]. Available from: <https://donellameadows.org/archives/leverage-points-places-to-intervene-in-a-system/>. [Accessed on 23 August 2023].
- [13] Akbarian Z, Ziay G, Schauwers W, Noormal B, Saeed I, Qanee AH, et al. Brucellosis and *Coxiella burnetii* infection in householders and their animals in secure villages in Herat province, Afghanistan: A cross-sectional study. *PLoS Negl Trop Dis* 2015; **9**(10): e0004112.
- [14] Ali S, Ali Q, Neubauer H, Melzer F, Elschner M, Khan I, et al. Seroprevalence and risk factors associated with brucellosis as a professional hazard in Pakistan. *Foodborne Pathog Dis* 2013; **10**(6): 500-505.
- [15] Deka RP, Magnusson U, Grace D, Shome R, Lindahl JF. Knowledge and practices of dairy farmers relating to brucellosis in urban, peri-urban and rural areas of Assam and Bihar, India. *Infect Ecol Epidemiol* 2020; **10**(1): 1769531.
- [16] Holt HR, Bedi JS, Kaur P, Mangtani P, Sharma NS, Gill JPS, et al. Epidemiology of brucellosis in cattle and dairy farmers of rural Ludhiana, Punjab. *PLoS Negl Trop Dis* 2021; **15**(3): e0009102.
- [17] Hussain S, Hussain A, Zia UuR, Naqvi SMR, Zahoor MY, Bilal M, et al. Knowledge, attitude, and practices associated with brucellosis among livestock owners and its public health impact in Punjab, Pakistan. *Biologia* 2021; **76**(10): 2921-2929.
- [18] Mangtani P, Berry I, Beauvais W, Holt HR, Kulashri A, Bharti S, et al. The prevalence and risk factors for human *Brucella* species infection in a cross-sectional survey of a rural population in Punjab, India. *Trans R Soc Trop Med Hyg* 2020; **114**(4): 255-263.
- [19] Nawaz Z, Shafique M, Zahoor MA, Siddique AB, Ali S, Arshad R, et al. Sero-epidemiology and risk factor analysis of human brucellosis in Punjab, Pakistan: A cross sectional study. *Trop Biomed* 2021; **38**(3): 413-419.
- [20] Rahman AKMA, Dirk B, Fretin D, Saegerman C, Ahmed MU, Muhammad N, et al. Seroprevalence and risk factors for brucellosis in a high-risk group of individuals in Bangladesh. *Foodborne Pathog Dis* 2012; **9**(3): 190-197.
- [21] Rajput MB, Sheikh AS, Parmar DV. Knowledge of zoonotic diseases among dairy farmers of Banaskantha district. *Rumin Sci* 2015; **4**(1): 75-80.
- [22] Saidu AS, Mahajan NK, Musallam II, Holt HR, Guitian J. Epidemiology of bovine brucellosis in Hisar, India: Identification of risk factors and assessment of knowledge, attitudes, and practices among livestock owners. *Trop Anim Health Prod* 2021; **53**(5): 450.
- [23] Sikder S, Rahman AKMA, Faruque R, Alim MA, Das S, Gupta A, et al. Pakistan veterinary journal bovine brucellosis: An epidemiological study at Chittagong, Bangladesh. *Pak Vet J* 2012; **32**(4): 2074-7764.
- [24] Singh BB, Kaur R, Gill GS, Gill JPS, Soni RK, Aulakh RS. Knowledge, attitude and practices relating to zoonotic diseases among livestock farmers in Punjab, India. *Acta Trop* 2019; **189**: 15-21.

- [25]Yadav N, Aggarwal D. Potential risk factors of brucellosis in dairy farmers of peri-urban areas of South West Delhi. *Indian J Community Med* 2020; **45**(Suppl 1): S12-S15.
- [26]Gompo TR, Shrestha A, Ranjit E, Gautam B, Ale K, Shrestha S, et al. Risk factors of tuberculosis in human and its association with cattle TB in Nepal: A one health approach. *One Health* 2020; **10**: 100156.
- [27]Islam SS, Rumi TB, Kabir SML, Rahman AKMA, Faisal MMH, Islam R, et al. Zoonotic tuberculosis knowledge and practices among cattle handlers in selected districts of Bangladesh. *PLoS Negl Trop Dis* 2021; **15**(4): e0009394.
- [28]Lakra SB, Aggarwal D. Practices that are potential risks to an increase in zoonotic tuberculosis: A cross-sectional study among cattle holders in peri-urban area of Sonipat. *Indian J Community Med* 2020; **45**(Suppl 1): S35-S37.
- [29]Jadav S, Patel J. Consciousness of dairy farmers about leptospirosis disease as a zoonosis. *Indian J Dairy Sci* 2021; **74**(4): 356-361.
- [30]Ahuja R, Gautam S, Sangwan S, Rajesh. Knowledge level of dairy farmers about prevention of zoonotic diseases. *Haryana Vet* 2019; **58**(2): 301-303.
- [31]Chinchwadkar P, Panda P. An assessment of knowledge regarding the risk of zoonoses and hygiene practices among females with livestock in South-West Delhi, India: A cross-sectional study. *Indian J Community Med* 2020; **45**(Suppl 1): S38-S42.
- [32]Patel K, Saxena D. Self-reported selected zoonotic diseases among animal handlers in Urban Ahmedabad, India. *Vet World* 2019; **12**(1): 176-182.
- [33]Singh S, Kar S, Mishra A, Pattnaik D. Hygiene practices and awareness regarding milk borne diseases (MBD) among dairy workers in unorganized urban settings of Bhubaneswar, Odisha, India. *Indian J Community Health* 2021; **33**(3): 466-474.
- [34]Singh A, Ramachandran A. Assessment of hygienic milking practices and prevalence of bovine mastitis in small dairy farms of peri-urban area of Jaipur. *Indian J Community Med* 2020; **45**(Suppl 1): S21-S25.
- [35]Brooks-Pollock E, de Jong MCM, Keeling MJ, Klinkenberg D, Wood JLN. Eight challenges in modelling infectious livestock diseases. *Epidemics* 2015; **10**: 1-5.
- [36]Tomley FM, Shirley MW. Livestock infectious diseases and zoonoses. *Philos Trans R Soc Lond B Biol Sci* 2009; **364**(1530): 2637-2642.
- [37]Musallam II, Abo-Shehada MN, Guitian J. Knowledge, attitudes, and practices associated with brucellosis in livestock owners in Jordan. *Am J Trop Med Hyg* 2015; **93**(6): 1148-1155.
- [38]Campbell Z, Coleman P, Guest A, Kushwaha P, Ramuthivheli T, Osebe T, et al. Prioritizing smallholder animal health needs in East Africa, West Africa, and South Asia using three approaches: Literature review, expert workshops, and practitioner surveys. *Prev Vet Med* 2021; **189**: 105279.
- [39]Montgomery H, Haughey SA, Elliott CT. Recent food safety and fraud issues within the dairy supply chain (2015-2019). *Glob Food Sec* 2020; **26**: 100447.
- [40]Groot MJ, van't Hooft KE. The hidden effects of dairy farming on public and environmental health in the Netherlands, India, Ethiopia, and Uganda, considering the use of antibiotics and other agro-chemicals. *Front Public Health* 2016; **4**. doi: 10.3389/fpubh.2016.00012.
- [41]Amenu K, Wieland B, Szonyi B, Grace D. Milk handling practices and consumption behavior among Borana pastoralists in southern Ethiopia. *J Health Popul Nutr* 2019; **38**(1): 6.
- [42]Kebede T, Tsigie TZ. Perception of the public on the common zoonotic diseases and attitude to One Health approach in Shalla District, Oromia, Ethiopia. *World J Agri Sci* 2020; **16**(3): 143-155.
- [43]Mhlanga A. Assessing the impact of optimal health education programs on the control of zoonotic diseases. *Comput Math Methods Med* 2020; **2020**: 6584323.
- [44]Asaaga FA, Young JC, Oommen MA, Chandarana R, August J, Joshi J, et al. Operationalising the “One Health” approach in India: Facilitators of and barriers to effective cross-sector convergence for zoonoses prevention and control. *BMC Public Health* 2021; **21**(1): 1517.
- [45]Sharma A, Schuetze C, Phillips CJC. Public attitudes towards cow welfare and cow shelters (Gaushalas) in India. *Animal* 2019; **9**(11): 972.
- [46]Dean AS, Forcella S, Olea-Popelka F, Idrissi AE, Glaziou P, Benyahia A, et al. A roadmap for zoonotic tuberculosis: A One Health approach to ending tuberculosis. *Lancet Infect Dis* 2018; **18**(2): 137-138.
- [47]One Health High Level Expert Panel (OHHLEP). *One Health theory of change*. Geneva: World Health Organization; 2022.
- [48]Adisasmito WB, Almuhairi S, Behraves CB, Bilivogui P, Bukachi SA, Casas N, et al. One Health: A new definition for a sustainable and healthy future. *PLoS Pathog* 2022; **18**(6): e1010537.
- [49]World Health Organization. *One Health Joint Plan of Action, 2022–2026: Working together for the health of humans, animals, plants and the environment*. Geneva: World Health Organization; 2022.
- [50]McKenzie JS, Dahal R, Kakkar M, Debnath N, Rahman M, Dorjee S, et al. One Health research and training and government support for One Health in South Asia. *Infect Ecol Epidemiol* 2016; **6**(1): 33842.
- [51]Pal SK, Siddiky MNA. *Veterinary public health and zoonotic disease control in SAARC countries*. Dhaka: SAARC Agriculture Centre; 2011, p. 249.
- [52]Villanueva-Cabezas JP, Winkel KD, Campbell PT, Wiethoelter A, Pfeiffer C. One Health education should be early, inclusive, and holistic. *Lancet Planet Health* 2022; **6**(3): e188-e189.
- [53]Hák T, Janoušková S, Moldan B. Sustainable development goals: A need for relevant indicators. *Ecol Indic* 2016; **60**: 565-573.
- [54]Food and Agriculture Organization. *World livestock: Transforming the livestock sector through the Sustainable Development Goals*. 2018. [Online]. Available from: <http://www.fao.org/documents/card/en/ca1201en>. [Accessed on 2 January 2023].

Publisher's note

The Publisher of the *Journal* remains neutral with regard to jurisdictional claims in published maps and institutional affiliations.