

Minerva Access is the Institutional Repository of The University of Melbourne

Author/s:

Guan, Y;Vossen, A;Adachi, I;Adamczyk, K;Ahn, JK;Aihara, H;Al Said, S;Asner, DM;Atmacan, H;Aulchenko, V;Aushev, T;Ayad, R;Babu, V;Badhrees, I;Bakich, AM;Bansal, V;Behera, P;Beleño, C;Berger, M;Bhardwaj, V;Bhuyan, B;Bilka, T;Biswal, J;Bobrov, A;Bonvicini, G;Bozek, A;Bračko, M;Browder, TE;Cao, L;Červenkov, D;Chang, P;Chekelian, V;Chen, A;Cheon, BG;Chilikin, K;Cho, K;Choi, SK;Choi, Y;Cinabro, D;Cunliffe, S;Dash, N;Di Carlo, S;Dingfelder, J;Doležal, Z;Dong, TV;Drásal, Z;Eidelman, S;Epifanov, D;Fast, JE;Ferber, T;Fulsom, BG;Garg, R;Gaur, V;Gabyshev, N;Garmash, A;Gelb, M;Giri, A;Goldenzweig, P;Golob, B;Guido, E;Haba, J;Hayasaka, K;Hayashii, H;Hirose, S;Hou, WS;Iijima, T;Inami, K;Inguglia, G;Ishikawa, A;Itoh, R;Iwasaki, M;Iwasaki, Y;Jacobs, WW;Jaegle, I;Jeon, HB;Jia, S;Jin, Y;Joffe, D;Joo, KK;Julius, T;Kang, KH;Kawasaki, T;Kiesling, C;Kim, DY;Kim, HJ;Kim, JB;Kim, KT;Kim, SH;Kinoshita, K;Kodyš, P;Korpar, S;Kotchetkov, D;Križan, P;Kroeger, R;Krokovny, P;Kuhr, T;Kulasiri, R;Kuzmin, A;Kwon, YJ;Lange, JS

Title:

Observation of Transverse Λ / Λ Hyperon Polarization in e^+e^- Annihilation at Belle

Date:

2019-01-01

Citation:

Guan, Y., Vossen, A., Adachi, I., Adamczyk, K., Ahn, J. K., Aihara, H., Al Said, S., Asner, D. M., Atmacan, H., Aulchenko, V., Aushev, T., Ayad, R., Babu, V., Badhrees, I., Bakich, A. M., Bansal, V., Behera, P., Beleño, C., Berger, M., ... Lange, J. S. (2019). Observation of Transverse Λ / Λ Hyperon Polarization in e^+e^- Annihilation at Belle. *Physical Review Letters*, 122 (4), <https://doi.org/10.1103/PhysRevLett.122.042001>.

Persistent Link:

<https://hdl.handle.net/11343/290333>

License:

CC BY

Observation of Transverse $\Lambda/\bar{\Lambda}$ Hyperon Polarization in e^+e^- Annihilation at Belle

Y. Guan,^{29,20,10} A. Vossen,^{10,29} I. Adachi,^{20,16} K. Adamczyk,⁶⁷ J. K. Ahn,⁴³ H. Aihara,⁹² S. Al Said,^{85,41} D. M. Asner,⁴ H. Atmacan,⁸¹ V. Aulchenko,^{5,70} T. Aushev,⁵⁹ R. Ayad,⁸⁵ V. Babu,⁸⁶ I. Badhrees,^{85,40} A. M. Bakich,⁸⁴ V. Bansal,⁷² P. Behera,²⁸ C. Beleño,¹⁵ M. Berger,⁸² V. Bhardwaj,²⁴ B. Bhuyan,²⁶ T. Bilka,⁶ J. Biswal,³⁶ A. Bobrov,^{5,70} G. Bonvicini,⁹⁶ A. Bozek,⁶⁷ M. Bračko,^{53,36} T. E. Browder,¹⁹ L. Cao,³⁸ D. Červenkov,⁶ P. Chang,⁶⁶ V. Chekelian,⁵⁴ A. Chen,⁶⁴ B. G. Cheon,¹⁸ K. Chilikin,⁴⁸ K. Cho,⁴² S.-K. Choi,¹⁷ Y. Choi,⁸³ D. Cinabro,⁹⁶ S. Cunliffe,⁹ N. Dash,²⁵ S. Di Carlo,⁴⁶ J. Dingfelder,³ Z. Doležal,⁶ T. V. Dong,^{20,16} Z. Drásal,⁶ S. Eidelman,^{5,70,48} D. Epifanov,^{5,70} J. E. Fast,⁷² T. Ferber,⁹ B. G. Fulsom,⁷² R. Garg,⁷³ V. Gaur,⁹⁵ N. Gabyshev,^{5,70} A. Garmash,^{5,70} M. Gelb,³⁸ A. Giri,²⁷ P. Goldenzweig,³⁸ B. Golob,^{49,36} E. Guido,³⁴ J. Haba,^{20,16} K. Hayasaka,⁶⁹ H. Hayashii,⁶³ S. Hirose,⁶⁰ W.-S. Hou,⁶⁶ T. Iijima,^{61,60} K. Inami,⁶⁰ G. Inguglia,⁹ A. Ishikawa,⁹⁰ R. Itoh,^{20,16} M. Iwasaki,⁷¹ Y. Iwasaki,²⁰ W. W. Jacobs,²⁹ I. Jaegle,¹¹ H. B. Jeon,⁴⁵ S. Jia,² Y. Jin,⁹² D. Joffe,³⁹ K. K. Joo,⁷ T. Julius,⁵⁵ K. H. Kang,⁴⁵ T. Kawasaki,⁹⁹ C. Kiesling,⁵⁴ D. Y. Kim,⁸⁰ H. J. Kim,⁴⁵ J. B. Kim,⁴³ K. T. Kim,⁴³ S. H. Kim,¹⁸ K. Kinoshita,⁸ P. Kodyš,⁶ S. Korpar,^{53,36} D. Kotchetkov,¹⁹ P. Križan,^{49,36} R. Kroeger,⁵⁶ P. Krokovny,^{5,70} T. Kuhr,⁵⁰ R. Kulasiri,³⁹ A. Kuzmin,^{5,70} Y.-J. Kwon,⁹⁸ J. S. Lange,¹³ I. S. Lee,¹⁸ S. C. Lee,⁴⁵ L. K. Li,³⁰ Y. B. Li,⁷⁴ L. Li Gioi,⁵⁴ J. Libby,²⁸ D. Liventsev,^{95,20} M. Lubej,³⁶ T. Luo,¹² M. Masuda,⁹¹ T. Matsuda,⁵⁷ D. Matvienko,^{5,70,48} M. Merola,^{33,62} H. Miyata,⁶⁹ R. Mizuk,^{48,58,59} G. B. Mohanty,⁸⁶ H. K. Moon,⁴³ T. Mori,⁶⁰ R. Mussa,³⁴ M. Nakao,^{20,16} T. Nanut,³⁶ K. J. Nath,²⁶ Z. Natkaniec,⁶⁷ M. Nayak,^{96,20} M. Niiyama,⁴⁴ N. K. Nisar,⁷⁵ S. Nishida,^{20,16} S. Ogawa,⁸⁹ S. Okuno,³⁷ H. Ono,^{68,69} P. Pakhlov,^{48,58} G. Pakhlova,^{48,59} B. Pal,⁴ S. Pardi,³³ H. Park,⁴⁵ S. Paul,⁸⁸ T. K. Pedlar,⁵¹ R. Pestotnik,³⁶ L. E. Piilonen,⁹⁵ V. Popov,^{48,59} E. Prencipe,²² A. Rabusov,⁸⁸ A. Rostomyan,⁹ G. Russo,³³ D. Sahoo,⁸⁶ Y. Sakai,^{20,16} M. Salehi,^{52,50} S. Sandilya,⁸ L. Santelj,²⁰ T. Sanuki,⁹⁰ V. Savinov,⁷⁵ O. Schneider,⁴⁷ G. Schnell,^{1,23} C. Schwanda,³¹ R. Seidl,⁷⁷ Y. Seino,⁶⁹ K. Senyo,⁹⁷ O. Seon,⁶⁰ M. E. Sevier,⁵⁵ V. Shebalin,^{5,70} C. P. Shen,² T.-A. Shibata,⁹³ J.-G. Shiu,⁶⁶ F. Simon,^{54,87} A. Sokolov,³² E. Solovieva,^{48,59} M. Starič,³⁶ J. F. Strube,⁷² M. Sumihama,¹⁴ T. Sumiyoshi,⁹⁴ W. Sutcliffe,³⁸ K. Suzuki,⁸² M. Takizawa,^{79,21,76} U. Tamponi,³⁴ K. Tanida,³⁵ F. Tenchini,⁵⁵ M. Uchida,⁹³ T. Uglov,^{48,59} Y. Unno,¹⁸ S. Uno,^{20,16} P. Urquijo,⁵⁵ Y. Usov,^{5,70} S. E. Vahsen,¹⁹ C. Van Hulse,¹ R. Van Tonder,³⁸ G. Varner,¹⁹ A. Vinokurova,^{5,70} V. Vorobyev,^{5,70,48} E. Waheed,⁵⁵ B. Wang,⁸ C. H. Wang,⁶⁵ M.-Z. Wang,⁶⁶ P. Wang,³⁰ X. L. Wang,¹² S. Watanuki,⁹⁰ E. Widmann,⁸² E. Won,⁴³ H. Ye,⁹ J. Yelton,¹¹ J. H. Yin,³⁰ C. Z. Yuan,³⁰ Y. Yusa,⁶⁹ Z. P. Zhang,⁷⁸ V. Zhilich,^{5,70} V. Zhukova,^{48,58} V. Zhulanov,^{5,70} and A. Zupanc^{49,36}

(Belle Collaboration)

¹University of the Basque Country UPV/EHU, 48080 Bilbao

²Beihang University, Beijing 100191

³University of Bonn, 53115 Bonn

⁴Brookhaven National Laboratory, Upton, New York 11973

⁵Budker Institute of Nuclear Physics SB RAS, Novosibirsk 630090

⁶Faculty of Mathematics and Physics, Charles University, 121 16 Prague

⁷Chonnam National University, Kwangju 660-701

⁸University of Cincinnati, Cincinnati, Ohio 45221

⁹Deutsches Elektronen-Synchrotron, 22607 Hamburg

¹⁰Duke University, Durham, North Carolina 27708

¹¹University of Florida, Gainesville, Florida 32611

¹²Key Laboratory of Nuclear Physics and Ion-beam Application (MOE) and Institute of Modern Physics, Fudan University, Shanghai 200443

¹³Justus-Liebig-Universität Gießen, 35392 Gießen

¹⁴Gifu University, Gifu 501-1193

¹⁵II. Physikalisches Institut, Georg-August-Universität Göttingen, 37073 Göttingen

¹⁶SOKENDAI (The Graduate University for Advanced Studies), Hayama 240-0193

¹⁷Gyeongsang National University, Chinju 660-701

¹⁸Hanyang University, Seoul 133-791

¹⁹University of Hawaii, Honolulu, Hawaii 96822

²⁰High Energy Accelerator Research Organization (KEK), Tsukuba 305-0801

²¹J-PARC Branch, KEK Theory Center, High Energy Accelerator Research Organization (KEK), Tsukuba 305-0801

²²Forschungszentrum Jülich, 52425 Jülich

- ²³*IKERBASQUE, Basque Foundation for Science, 48013 Bilbao*
- ²⁴*Indian Institute of Science Education and Research Mohali, SAS Nagar, 140306*
- ²⁵*Indian Institute of Technology Bhubaneswar, Satya Nagar 751007*
- ²⁶*Indian Institute of Technology Guwahati, Assam 781039*
- ²⁷*Indian Institute of Technology Hyderabad, Telangana 502285*
- ²⁸*Indian Institute of Technology Madras, Chennai 600036*
- ²⁹*Indiana University, Bloomington, Indiana 47408*
- ³⁰*Institute of High Energy Physics, Chinese Academy of Sciences, Beijing 100049*
- ³¹*Institute of High Energy Physics, Vienna 1050*
- ³²*Institute for High Energy Physics, Protvino 142281*
- ³³*INFN - Sezione di Napoli, 80126 Napoli*
- ³⁴*INFN - Sezione di Torino, 10125 Torino*
- ³⁵*Advanced Science Research Center, Japan Atomic Energy Agency, Naka 319-1195*
- ³⁶*J. Stefan Institute, 1000 Ljubljana*
- ³⁷*Kanagawa University, Yokohama 221-8686*
- ³⁸*Institut für Experimentelle Teilchenphysik, Karlsruher Institut für Technologie, 76131 Karlsruhe*
- ³⁹*Kennesaw State University, Kennesaw, Georgia 30144*
- ⁴⁰*King Abdulaziz City for Science and Technology, Riyadh 11442*
- ⁴¹*Department of Physics, Faculty of Science, King Abdulaziz University, Jeddah 21589*
- ⁴²*Korea Institute of Science and Technology Information, Daejeon 305-806*
- ⁴³*Korea University, Seoul 136-713*
- ⁴⁴*Kyoto University, Kyoto 606-8502*
- ⁴⁵*Kyungpook National University, Daegu 702-701*
- ⁴⁶*LAL, Univ. Paris-Sud, CNRS/IN2P3, Université Paris-Saclay, Orsay*
- ⁴⁷*École Polytechnique Fédérale de Lausanne (EPFL), Lausanne 1015*
- ⁴⁸*P.N. Lebedev Physical Institute of the Russian Academy of Sciences, Moscow 119991*
- ⁴⁹*Faculty of Mathematics and Physics, University of Ljubljana, 1000 Ljubljana*
- ⁵⁰*Ludwig Maximilians University, 80539 Munich*
- ⁵¹*Luther College, Decorah, Iowa 52101*
- ⁵²*University of Malaya, 50603 Kuala Lumpur*
- ⁵³*University of Maribor, 2000 Maribor*
- ⁵⁴*Max-Planck-Institut für Physik, 80805 München*
- ⁵⁵*School of Physics, University of Melbourne, Victoria 3010*
- ⁵⁶*University of Mississippi, University, Mississippi 38677*
- ⁵⁷*University of Miyazaki, Miyazaki 889-2192*
- ⁵⁸*Moscow Physical Engineering Institute, Moscow 115409*
- ⁵⁹*Moscow Institute of Physics and Technology, Moscow Region 141700*
- ⁶⁰*Graduate School of Science, Nagoya University, Nagoya 464-8602*
- ⁶¹*Kobayashi-Maskawa Institute, Nagoya University, Nagoya 464-8602*
- ⁶²*Università di Napoli Federico II, 80055 Napoli*
- ⁶³*Nara Women's University, Nara 630-8506*
- ⁶⁴*National Central University, Chung-li 32054*
- ⁶⁵*National United University, Miao Li 36003*
- ⁶⁶*Department of Physics, National Taiwan University, Taipei 10617*
- ⁶⁷*H. Niewodniczanski Institute of Nuclear Physics, Krakow 31-342*
- ⁶⁸*Nippon Dental University, Niigata 951-8580*
- ⁶⁹*Niigata University, Niigata 950-2181*
- ⁷⁰*Novosibirsk State University, Novosibirsk 630090*
- ⁷¹*Osaka City University, Osaka 558-8585*
- ⁷²*Pacific Northwest National Laboratory, Richland, Washington 99352*
- ⁷³*Panjab University, Chandigarh 160014*
- ⁷⁴*Peking University, Beijing 100871*
- ⁷⁵*University of Pittsburgh, Pittsburgh, Pennsylvania 15260*
- ⁷⁶*Theoretical Research Division, Nishina Center, RIKEN, Saitama 351-0198*
- ⁷⁷*RIKEN BNL Research Center, Upton, New York 11973*
- ⁷⁸*University of Science and Technology of China, Hefei 230026*
- ⁷⁹*Showa Pharmaceutical University, Tokyo 194-8543*
- ⁸⁰*Soongsil University, Seoul 156-743*
- ⁸¹*University of South Carolina, Columbia, South Carolina 29208*
- ⁸²*Stefan Meyer Institute for Subatomic Physics, Vienna 1090*

⁸³*Sungkyunkwan University, Suwon 440-746*⁸⁴*School of Physics, University of Sydney, New South Wales 2006*⁸⁵*Department of Physics, Faculty of Science, University of Tabuk, Tabuk 71451*⁸⁶*Tata Institute of Fundamental Research, Mumbai 400005*⁸⁷*Excellence Cluster Universe, Technische Universität München, 85748 Garching*⁸⁸*Department of Physics, Technische Universität München, 85748 Garching*⁸⁹*Toho University, Funabashi 274-8510*⁹⁰*Department of Physics, Tohoku University, Sendai 980-8578*⁹¹*Earthquake Research Institute, University of Tokyo, Tokyo 113-0032*⁹²*Department of Physics, University of Tokyo, Tokyo 113-0033*⁹³*Tokyo Institute of Technology, Tokyo 152-8550*⁹⁴*Tokyo Metropolitan University, Tokyo 192-0397*⁹⁵*Virginia Polytechnic Institute and State University, Blacksburg, Virginia 24061*⁹⁶*Wayne State University, Detroit, Michigan 48202*⁹⁷*Yamagata University, Yamagata 990-8560*⁹⁸*Yonsei University, Seoul 120-749*⁹⁹*Kitasato University, Tokyo 108-0072* (Received 15 August 2018; revised manuscript received 21 December 2018; published 29 January 2019)

We report the first observation of the spontaneous polarization of Λ and $\bar{\Lambda}$ hyperons transverse to the production plane in e^+e^- annihilation, which is attributed to the effect arising from a polarizing fragmentation function. For inclusive $\Lambda/\bar{\Lambda}$ production, we also report results with subtracted feed-down contributions from Σ^0 and charm. This measurement uses a dataset of 800.4 fb^{-1} collected by the Belle experiment at or near a center-of-mass energy of 10.58 GeV . We observe a significant polarization that rises with the fractional energy carried by the $\Lambda/\bar{\Lambda}$ hyperon.

DOI: [10.1103/PhysRevLett.122.042001](https://doi.org/10.1103/PhysRevLett.122.042001)

The Λ hyperon plays a special role in the study of the spin structure of hadrons due to its self-analyzing weak decay. The observation of large transverse polarizations of Λ hyperons in unpolarized hadronic collisions over four decades ago [1] was contradictory to the understanding at the time that transverse single-spin asymmetries are suppressed [2] in perturbative QCD. This tension helped put in motion a program to study transverse-spin phenomena [3], which has been a major focus of the hadron physics community ever since. Even though there has been tremendous progress in understanding transverse spin phenomena, the original hyperon polarization phenomenon [4] still eludes a definitive explanation. A real difficulty is that, in hadronic collisions, it is not possible to disentangle initial-state effects related to dynamics inside the colliding hadrons, and final-state effects, related to the fragmentation of the partons.

The fragmentation function (FF), describing the production of transversely polarized Λ hyperons [5] from unpolarized quarks, is denoted by $D_{1T}^{\perp\Lambda/q}(z, p_{\perp}^2)$ [6,7]. It depends on the fractional energy z of the fragmenting quark carried by

the observed hyperon and the transverse momentum of the hyperon p_{\perp} relative to the parent quark. Beyond its connection to the phenomenology of Λ production, $D_{1T}^{\perp\Lambda/q}$ has recently been a focus of intense theoretical interest [7–12] because it is time-reversal odd (T odd). It is known that the gauge structure of QCD universality is modified for the Sivers function, which can be seen as the counterpart of $D_{1T}^{\perp\Lambda/q}$ for the parton distribution function [13–17]. The question of modified universality is equally important for FFs [9], and an extraction of $D_{1T}^{\perp\Lambda/q}$ would be the first measurement of a T -odd and chiral-even FF. The chiral evenness of $D_{1T}^{\perp\Lambda/q}$ arises from the fact that the fragmenting quark is unpolarized, so this function does not have to be sensitive to the spin of the quark. The chiral evenness is of importance as a test of universality: since the perturbative QCD interactions conserve chirality, chiral-odd functions appear only in combination with other chiral-odd functions, so that the sign is difficult to determine. We present here the first observation of the transverse polarization of Λ hyperons produced in e^+e^- annihilation, from which $D_{1T}^{\perp\Lambda/q}$ can be extracted.

A dataset of 800.4 fb^{-1} at or near $\sqrt{s} = 10.58 \text{ GeV}$ collected by the Belle experiment [18] at the KEKB [19] e^+e^- collider is used. The Belle detector is a large-solid-angle magnetic spectrometer that consists of a silicon vertex detector (SVD), a central drift chamber (CDC), an array of aerogel threshold Cherenkov counters (ACC), a

Published by the American Physical Society under the terms of the [Creative Commons Attribution 4.0 International license](https://creativecommons.org/licenses/by/4.0/). Further distribution of this work must maintain attribution to the author(s) and the published article's title, journal citation, and DOI. Funded by SCOAP³.

barrel-like arrangement of time-of-flight scintillation counters (TOF), and an electromagnetic calorimeter (ECL) comprised of CsI(Tl) crystals located inside a superconducting solenoid coil that provides a 1.5 T magnetic field. An iron flux-return located outside of the coil is instrumented to detect K_L^0 mesons and to identify muons. For systematic studies and to correct the data for detector effects, Monte Carlo (MC) simulated events are generated using PYTHIA6.2 [20] for fragmentation and EVTGEN [21] for particle decays, then processed with a full simulation of the detector response based on a GEANT3 [22] model of the Belle detector. This measurement considers the processes $e^+e^- \rightarrow \Lambda(\bar{\Lambda})X$ as well as associated production $e^+e^- \rightarrow \Lambda(\bar{\Lambda})h^\pm X$, where h denotes a light hadron ($h = \pi, K$) on the opposite side and provides additional information on the fragmenting quark flavor [9].

Using the event-shape-variable thrust T a sample of light and charm quark fragmentation events $e^+e^- \rightarrow q\bar{q}$ ($q = u, d, s, c$) is selected [23,24]. The thrust T is defined in the e^+e^- center-of-mass system as $T = \max(\sum_i |\hat{\mathbf{T}} \cdot \mathbf{p}_i| / \sum_i |\mathbf{p}_i|)$. Here, \mathbf{p}_i are the momenta of all detected charged particles and neutral clusters in the event, and $\hat{\mathbf{T}}$ indicates the unit vector along the thrust axis. All charged tracks in the event, with the exception of the Λ daughter particles, are required to originate within a region of less than 2.0 cm in the transverse ($r - \phi$) plane and 4.0 cm along the beam (z) axis with respect to the e^+e^- interaction point (IP). In order to select pions, kaons, and protons, we used likelihood ratios calculated utilizing energy-loss measurements in the CDC, time-of-flight information from the TOF, and light yield measurements from the ACC [25]. We require $T > 0.8$, which reduces the contribution of Υ events to less than 1%. In each event, we reconstruct Λ candidates from the decay mode $\Lambda \rightarrow p\pi^-$. The daughter proton and pion are constrained to a decay vertex, and the four-momenta are updated with the vertex constraint. The Λ candidate is required to have a displaced vertex, consistent with a long-lived particle originating from the IP. The Λ signal is clearly observed in the invariant mass ($M_{p\pi^-}$) spectrum, and the purity of the Λ ($\bar{\Lambda}$) is about 91% (93%). The light hadrons in the associated production are selected in the hemisphere opposite to the Λ . Hemispheres are assigned according to the thrust axis, where the axis direction is chosen in such a way that it points into the same hemisphere as the Λ , that is $\hat{\mathbf{T}} \cdot \mathbf{p}_\Lambda > 0$ and $\hat{\mathbf{T}} \cdot \mathbf{p}_h < 0$. The polar angle of the light hadrons ranges from about 0.4 to 2.8 rad in the e^+e^- center-of-mass system.

The transverse momentum of the Λ , p_t , is measured with respect to either the thrust axis of the event, or the momentum of the observed hadron in associated production. We refer to these as the ‘‘thrust frame’’ and the ‘‘hadron frame,’’ respectively. We define the direction $\hat{\mathbf{n}}$ along which the polarization of Λ is investigated as $\hat{\mathbf{n}} \propto \hat{\mathbf{m}} \times \hat{\mathbf{p}}_\Lambda$, where $\hat{\mathbf{m}}$ is equal to $\hat{\mathbf{T}} (-\hat{\mathbf{p}}_h)$ in the thrust (hadron) frame. Given a

transverse polarization P of the Λ , the distribution of protons from the Λ decays is given by

$$\frac{1}{N} \frac{dN}{d \cos \theta} = 1 + \alpha P \cos \theta, \quad (1)$$

where N is the total signal yield, θ is the angle between $\hat{\mathbf{n}}$ and the proton momentum in the Λ rest frame, and $\alpha = 0.642 \pm 0.013$ is the world average value of the parity-violating decay asymmetry for the Λ [26]. Assuming CP conservation, the value of α for the $\bar{\Lambda}$ decay is of the same magnitude as for the Λ with an opposite sign.

A linear average of the $\cos \theta$ distributions of events in the sideband regions of $M_{p\pi^-}$ [1.103, 1.108] GeV/c^2 and [1.123, 1.128] GeV/c^2 is subtracted from that in the signal region [1.11, 1.12] GeV/c^2 to exclude background contributions. The transverse polarization of the Λ is investigated as a function of z_Λ and p_t , where $z_\Lambda = 2E_\Lambda/\sqrt{s}$. Four z_Λ bins with boundaries at $z_\Lambda = [0.2, 0.3, 0.4, 0.5, 0.9]$, four p_t bins with boundaries at $p_t = [0.0, 0.2, 0.5, 0.8, 1.6]$ GeV/c , and five $\cos \theta$ bins are adopted in the thrust frame. Because of the smearing in the reconstruction of z_Λ , p_t , and $\cos \theta$, bin-to-bin migrations are expected. Based on MC simulations, we find that in the thrust frame, the bin migration is dominated by the smearing in p_t , which is caused by the resolution of the thrust axis. Depending on the z_Λ range, between 2% and 35% of the events are falsely reconstructed in the adjacent p_t bins. An unfolding procedure based on the singular value decomposition (svd) is used to correct the z_Λ , p_t , and $\cos \theta$ smearing and detector efficiencies simultaneously [27]. The response matrix is estimated from MC simulations. The unfolded $\cos \theta$ distributions are then self-normalized: $R(\theta) = N(\theta)/\langle N \rangle$, where $\langle N \rangle \equiv N_{\text{event}}/n_{\text{bins}}$ denotes the averaged number of events per $\cos \theta$ bin, N_{event} is the total number of events in a given $[z_\Lambda, p_t]$ bin, and $n_{\text{bins}} = 5$ is the total number of $\cos \theta$ bins. The normalized $\cos \theta$ distributions are then individually fit using the function $1 + f_0 \cos \theta$, where f_0 is a free parameter. The magnitude of the polarization is $P = f_0/\alpha$. The obtained polarizations are displayed in Fig. 1.

A significant transverse polarization is observed. In general, the magnitude of the polarization rises with z_Λ . The p_t behavior is more complex and depends on the z_Λ range. For $z_\Lambda > 0.5$, where the Λ is the leading particle, and for $z_\Lambda < 0.3$, we observe rising asymmetries with p_t . In contrast, for intermediate z_Λ , the dependence seems to be reversed. This behavior may be caused by different quark-flavor contributions in the different $[z_\Lambda, p_t]$ regions, as different quark flavors can give rise to different polarizations and kinematic dependencies. Based on MC [28] studies, for Λ [29], in the highest z_Λ bin, the s quark contribution is dominant. In the intermediate two z_Λ bins, there is less s quark contribution compared to the highest z_Λ bin. The contribution of u quarks, which could produce polarization with a different sign compared to s quarks,

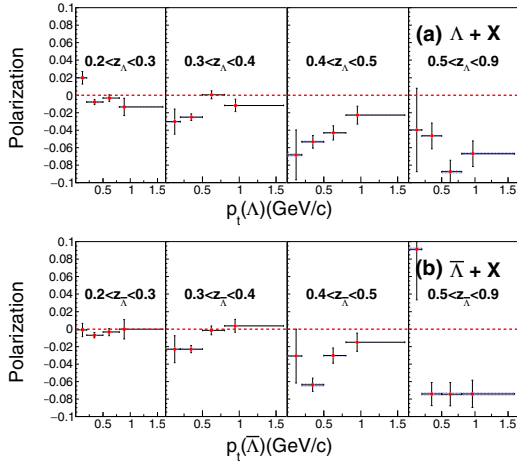


FIG. 1. Transverse polarization amplitudes of inclusive Λ 's as a function of z_Λ and p_t in the thrust frame. The top (a) and bottom (b) plots display the results for Λ and $\bar{\Lambda}$, respectively. The sum of statistical and systematic uncertainties are indicated by the error bars and the shaded areas show the uncertainties from α .

might cancel the s quark contribution and cause the reversed p_t dependence. However, it should also be noted that there is a larger charm contribution in the two intermediate z_Λ bins [28].

Considering associated production of a light hadron on the opposite side, four z_h bins with boundaries at $z_h = [0.2, 0.3, 0.4, 0.5, 0.9]$ are adopted, where $z_h = 2E_h/\sqrt{s}$. In the hadron frame, the detector smearing effects are found to be negligible because of the much better resolution of $-\hat{p}_h$ compared to that of \hat{T} . Also, less than 5% of events are falsely reconstructed in the wrong z_Λ or z_h bins. Thus, svd unfolding is not applied here. The efficiency-corrected $\cos\theta$ distributions are fit in the same way as those in the thrust frame. Because of particle misidentifications, the purity of the π^+ (π^-) is about 91.8% (94.8%) and that of K^+ (K^-) is 87.4% (69.8%), based on MC simulations. The contributions from misidentified h^\pm are included in the results without further correction. The amplitudes of the transverse polarization of Λ hyperons as a function of z_Λ and z_h calculated in the hadron frame are shown in Fig. 2. These results can give additional insight into the quark flavor fragmenting into the Λ . In particular, in the low z_Λ region, the polarization in $\Lambda h^+ X$ and $\Lambda h^- X$ is significantly different, even showing opposite sign and a magnitude that increases with higher z_h . In contrast, in the region $z_\Lambda > 0.5$, the differences between $\Lambda h^+ X$ and $\Lambda h^- X$ are modest, although deviations can still be seen.

We investigate the flavor of the (anti-)quark going into the same hemisphere with the Λ particles using MC simulations. We find that the flavor tag of the light hadron depends on z_h and z_Λ [28]. At low z_Λ [29], the contributions of the various quark flavors for Λ are nearly charge symmetric in processes $\Lambda h^+ X$ and $\Lambda h^- X$. In general, the results suggest that the Λ polarization from s quark

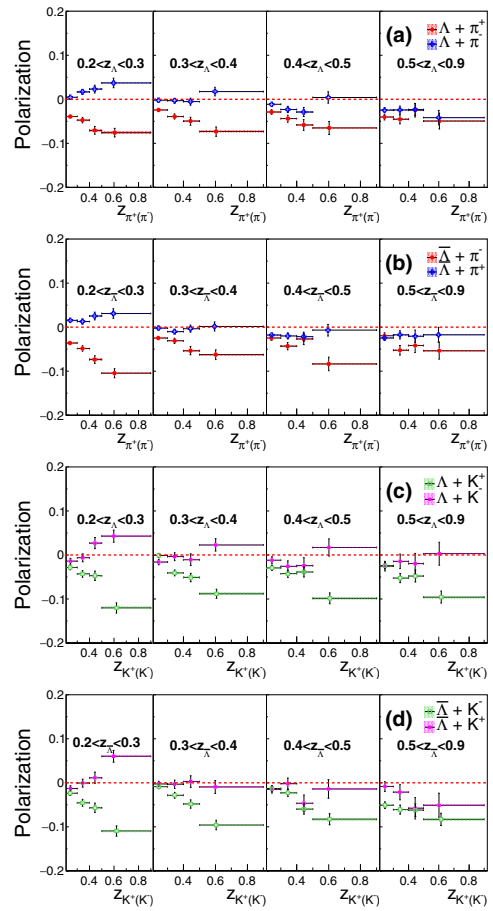


FIG. 2. Transverse polarizations of Λ 's observed in $\Lambda\pi^\pm X$ (a), $\Lambda K^\pm X$ (b), $\bar{\Lambda}\pi^\pm X$ (c), and $\bar{\Lambda}K^\pm X$ (d), as a function of z_Λ and z_h in the hadron frame. The different panels show the different z_Λ regions as labeled on the plots. Error bars indicate the sum of statistical and systematic uncertainties added in quadrature. The shaded areas show the uncertainties from α .

fragmentation is negative because, in $\Lambda K^+ X$ at high z_Λ , where s to Λ fragmentation absolutely dominates, the observed asymmetries are negative. In $\Lambda\pi^- X$ and $\Lambda K^- X$ at low z_Λ , u to Λ fragmentation dominates, and the observed positive asymmetries suggest that the u quark fragmentation to Λ is positive. In $\Lambda\pi^- X$ and $\Lambda K^- X$ at high z_Λ , there is a larger contribution from s compared to low z_Λ , resulting in negative polarizations. For $\Lambda\pi^+ X$ at low z_Λ , \bar{u} fragmenting into a Λ dominates, and the observed polarizations are negative. At high z_Λ , s fragmenting into Λ is dominant, resulting in negative polarization. The sign of the Λ polarization fragmenting from d quarks is not well determined.

The results presented in Figs. 1 and 2 show the transverse polarization for inclusive Λ particles, including those directly produced from $q\bar{q}$ fragmentations and those indirectly produced from decays. Based on MC simulations, about 30% of Λ candidates come from charm, mainly via $c \rightarrow \Lambda_c$, and in light quarks (uds) about 20% of the Λ candidates come from Σ^0 and 10% from Ξ decays. We note

that the strong decays, such as that of Σ^* , are considered as part of the fragmentation function. The charm is expected to be different from light quarks because it is much heavier; thus we need to also separately correct for the charm contribution. To study direct fragmentation of light quarks into Λ hyperons, also the contributions from Σ^0 and Ξ decays need to be taken into account [30]. The polarization of Λ 's resulting from Ξ^0 decays is assumed to be same with that from Ξ^- decays. We analyzed Σ^0 -, Ξ^- -, and D -enhanced samples. The D -enhanced sample serves as a tag for charm events. The Σ^0 is reconstructed from $\Sigma^0 \rightarrow \Lambda\gamma$, and the Ξ is reconstructed from $\Xi^- \rightarrow \Lambda\pi^-$, while D mesons are reconstructed using the $D^0 \rightarrow K^-\pi^+$ and $D^+ \rightarrow K^-\pi^+\pi^+$ modes. No hemisphere requirement is imposed on the Σ^0 or Ξ candidates. D candidates are required to be in the opposite hemisphere. An invariant-mass window is required to select the Σ^0 (Ξ , D)-enhanced sample. Events without Σ^0 (D) candidates are referred to as the Σ^0 (D)-suppressed samples. The Ξ -enhanced sample is found having consistent polarizations with the nominal sample within statistical uncertainties. Also, given the relatively smaller contribution, Ξ is considered as part of the signal. We correct for the feed down from charm and Σ^0 in light quarks. The measured polarization can be expressed as

$$P^{\text{mea}} = \left(1 - \sum_i F_i\right) P^{\text{prompt}} + \sum_i F_i P_i, \quad (2)$$

where P^{prompt} is the polarization of signal Λ particles from light quarks, P_i is the polarization associated with the i th feed-down process, and F_i is the fraction of the i th process. The F_i are estimated from MC simulations but scaled according to measured cross sections for Σ^0 [31] and D mesons. We have three main processes for feed-down production of Λ particles: from Σ^0 decays in uds , from Σ^0 decays in charm, and from other sources in charm. We have four measurements of polarizations with different F_i using four samples: Σ^0 -enhanced- D -enhanced, Σ^0 -enhanced- D -suppressed, Σ^0 -suppressed- D -enhanced, and Σ^0 -suppressed- D -suppressed. Then the feed-down-corrected polarizations are determined by solving Eq. (2) for the five z_Λ bins in the thrust frame. We cannot consider the transverse momentum dependence in either reference frame due to limited statistics. The bin-to-bin migrations are not significant between different z_Λ bins, and hence the svd unfolding is not applied here. A factor estimated from MC simulations, which ranges from 1.1 to 1.3, is used to correct for the detector smearing effects on the $\cos\theta$ distributions. The feed-down-corrected results are shown in Fig. 3. Given the large uncertainties, no strong conclusion can be drawn from the results for Λ from charm production or Σ^0 decays.

Systematic uncertainties from the sideband subtraction are estimated by varying the scale factor of events in the

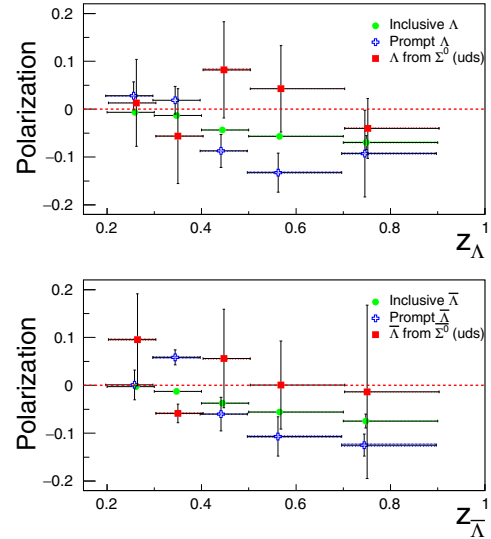


FIG. 3. The charm corrected unfolded transverse polarizations of prompt Λ 's from uds fragmentation (blue crosses) and Λ 's from $\Sigma^0 \rightarrow \Lambda\gamma$ decays (red squares) in uds fragmentation, compared to the original polarizations observed for inclusive Λ 's (green dots), as a function of z_Λ in the thrust frame. Error bars show the statistical and systematic uncertainties added in quadrature. The shaded areas show the uncertainties from α .

sidebands. When the shape used to describe the background contributions under the $M_{p\pi^-}$ mass peak is changed from a first-order to a second-order polynomial function, the obtained scale factor increases from 1.0 to 1.3. The resulting variations on the polarizations range from 0.000 to 0.002 for different bins and are assigned as systematic uncertainties.

The uncertainty due to finite MC statistics in the svd unfolding is assigned as a systematic uncertainty [27]. The resultant uncertainties range from 0.001 to 0.016 for different bins. The reconstructed z_Λ and p_t distributions are found to be slightly different in data and MC simulations. The response matrix of the MC simulations thus is varied according to these differences and the changes on the obtained polarizations, which range from 0.000 to 0.033 for different bins, are assigned as systematic uncertainties. For the feed-down-corrected results shown in Fig. 3, the uncertainties of the correction factor for detector smearing from limited MC statistics are assigned as systematic uncertainties.

We estimate the systematics from possible nonlinear $\cos\theta$ contributions by adding a second-order term to the fitting model, described as $f_0 + f_1 \cos\theta + f_2 \cos^2\theta$, where f_0 , f_1 , and f_2 are free parameters. The differences in the extracted polarizations (f_1/α) from the nominal values, ranging from 0.0000 to 0.0003, are assigned as systematic uncertainties. All systematic uncertainties are then added in quadrature. In addition, the scale uncertainty from the decay parameter α [26] is assigned and displayed separately as shaded areas in the figures.

We perform two checks to verify that our measurement is not biased. First, the reference axis is replaced by $\hat{\mathbf{n}}' \equiv \pm \hat{\mathbf{p}}_\Lambda \times \hat{\mathbf{n}}$, which is still normal to the Λ direction but in the Λ production plane. Second, we use event mixing by reconstructing Λ candidates using a proton and a pion from different events. No significant bias is observed.

In summary, we have studied the transverse polarization of $\Lambda(\bar{\Lambda})$ in the inclusive processes $e^+e^- \rightarrow \Lambda(\bar{\Lambda})X$ and $e^+e^- \rightarrow \Lambda(\bar{\Lambda})h^\pm X$ with the data collected by Belle. A significant transverse polarization is observed, which is the first such observation in e^+e^- annihilation. Its magnitude as a function of z_Λ and p_t is presented, and increases with z_Λ as predicted [9]. The results are consistent between inclusive Λ and $\bar{\Lambda}$ production. By selecting an identified light hadron in the opposite hemisphere, we obtain sensitivity to the flavor dependence of the observed polarization. Strong flavor dependences are seen in the $\Lambda(\bar{\Lambda})h^\pm X$ measurements. Our results suggest positive polarization for u (\bar{u}) quark fragmentation to a Λ ($\bar{\Lambda}$) and negative polarization for s (\bar{s}) quark fragmentation to a Λ ($\bar{\Lambda}$). A conclusive understanding needs more dedicated studies with theoretical calculations. Furthermore, we attempt to separate the contributions for directly produced Λ particles from light quarks and those from charm and Σ^0 decays. The results presented in this Letter provide rich information about the transverse polarization of Λ hyperons and will further contribute to the understanding of the fragmentation processes in Λ production. These results will also be useful to test the universality of T -odd FFs, in combination with data from hadron collisions [1,32–36] and future semi-inclusive deep-inelastic scattering data.

We thank the KEKB group for the excellent operation of the accelerator; the KEK cryogenics group for the efficient operation of the solenoid; and the KEK computer group, and the Pacific Northwest National Laboratory (PNNL) Environmental Molecular Sciences Laboratory (EMSL) computing group for strong computing support; and the National Institute of Informatics, and Science Information NETwork 5 (SINET5) for valuable network support. We acknowledge support from the Ministry of Education, Culture, Sports, Science, and Technology (MEXT) of Japan, the Japan Society for the Promotion of Science (JSPS), and the Tau-Lepton Physics Research Center of Nagoya University; the Australian Research Council including Grants No. DP180102629, No. DP170102389, No. DP170102204, No. DP150103061, No. FT130100303; Austrian Science Fund under Grant No. P 26794-N20; the National Natural Science Foundation of China under Contracts No. 11435013, No. 11475187, No. 11521505, No. 11575017, No. 11675166, No. 11705209; Key Research Program of Frontier Sciences, Chinese Academy of Sciences (CAS), Grant No. QYZDJ-SSW-SLH011; the CAS Center for Excellence in Particle Physics (CCEPP); the Shanghai Pujiang Program under Grant

No. 18PJ1401000; the Ministry of Education, Youth and Sports of the Czech Republic under Contract No. LTT17020; the Carl Zeiss Foundation, the Deutsche Forschungsgemeinschaft, the Excellence Cluster Universe, and the VolkswagenStiftung; the Department of Science and Technology of India; the Istituto Nazionale di Fisica Nucleare of Italy; National Research Foundation (NRF) of Korea Grants No. 2015H1A2A1033649, No. 2016R1D1A1B01010135, No. 2016K1A3A7A09005 603, No. 2016R1D1A1B02012900, No. 2018R1A2B3003 643, No. 2018R1A6A1A06024970, No. 2018R1D1A1B07047294; Radiation Science Research Institute, Foreign Large-size Research Facility Application Supporting project, the Global Science Experimental Data Hub Center of the Korea Institute of Science and Technology Information and KREONET/GLORIAD; the Polish Ministry of Science and Higher Education and the National Science Center; the Grant of the Russian Federation Government, Agreement No. 14.W03.31.0026; the Slovenian Research Agency; Ikerbasque, Basque Foundation for Science, Spain; the Swiss National Science Foundation; the Ministry of Education and the Ministry of Science and Technology of Taiwan; and the United States Department of Energy and the National Science Foundation.

-
- [1] G. Bunce *et al.*, *Phys. Rev. Lett.* **36**, 1113 (1976).
 - [2] G. L. Kane, J. Pumplin, and W. Repko, *Phys. Rev. Lett.* **41**, 1689 (1978).
 - [3] V. Barone, F. Bradamante, and A. Martin, *Prog. Part. Nucl. Phys.* **65**, 267 (2010).
 - [4] For a review of the data, see, e.g., K. Heller, in *Proceedings of the 12th International Symposium on Spin Physics, Amsterdam, 1996* (World Scientific, Singapore, 1997).
 - [5] For simplicity the symbol Λ will hence forward be used to refer to both Λ and $\bar{\Lambda}$; charge conjugate modes are implied unless explicitly stated.
 - [6] P. J. Mulders and R. D. Tangerman, *Nucl. Phys.* **B461**, 197 (1996); **B484**, 538(E) (1997).
 - [7] M. Anselmino, D. Boer, U. D'Alesio, and F. Murgia, *Phys. Rev. D* **63**, 054029 (2001).
 - [8] D. Boer, R. Jakob, and P. J. Mulders, *Nucl. Phys.* **B504**, 345 (1997).
 - [9] D. Boer, Z.-B. Kang, W. Vogelsang, and F. Yuan, *Phys. Rev. Lett.* **105**, 202001 (2010).
 - [10] S. Y. Wei, K. B. Chen, Y. K. Song, and Z. T. Liang, *Phys. Rev. D* **91**, 034015 (2015).
 - [11] K. B. Chen, W. H. Yang, S. Y. Wei, and Z. T. Liang, *Phys. Rev. D* **94**, 034003 (2016).
 - [12] H. H. Matevosyan, A. Kotzinian, and A. W. Thomas, *J. High Energy Phys.* **10** (2018) 008.
 - [13] S. J. Brodsky, D. S. Hwang, and I. Schmidt, *Phys. Lett. B* **530**, 99 (2002).
 - [14] J. C. Collins, *Phys. Lett. B* **536**, 43 (2002).
 - [15] X.-d. Ji and F. Yuan, *Phys. Lett. B* **543**, 66 (2002).

- [16] A. V. Belitsky, X. Ji, and F. Yuan, *Nucl. Phys.* **B656**, 165 (2003).
- [17] A. Airapetian *et al.* (HERMES Collaboration), *Phys. Rev. Lett.* **103**, 152002 (2009).
- [18] A. Abashian *et al.* (Belle Collaboration), *Nucl. Instrum. Methods Phys. Res., Sect. A* **479**, 117 (2002); also see detector section in J. Brodzicka *et al.*, *Prog. Theor. Exp. Phys.* **2012**, 04D001 (2012).
- [19] S. Kurokawa and E. Kikutani, *Nucl. Instrum. Methods Phys. Res., Sect. A* **499**, 1 (2003), and other papers included in this Volume; T. Abe *et al.*, *Prog. Theor. Exp. Phys.* **2013**, 03A001 (2013), and references therein.
- [20] T. Sjöstrand, P. Eden, C. Friberg, L. Lonnblad, G. Miu, S. Mrenna, and E. Norrbin, *Comput. Phys. Commun.* **135**, 238 (2001).
- [21] D. Lange, *Nucl. Instrum. Methods Phys. Res., Sect. A* **462**, 152 (2001).
- [22] R. Brun, F. Bruyant, M. Maire, A. McPherson, and P. Zancarini, No. CERN-DD-EE-84-1, 1987, <http://inspirehep.net/record/252007/files/CERN-DD-EE-84-1.pdf>.
- [23] R. Seidl *et al.* (Belle Collaboration), *Phys. Rev. D* **78**, 032011 (2008).
- [24] A. Vossen *et al.* (Belle Collaboration), *Phys. Rev. Lett.* **107**, 072004 (2011).
- [25] E. Nakano, *Nucl. Instrum. Methods Phys. Res., Sect. A* **494**, 402 (2002).
- [26] C. Patrignani *et al.* (Particle Data Group), *Chin. Phys. C* **40**, 100001 (2016).
- [27] A. Höcker and V. Kartvelishvili, *Nucl. Instrum. Methods Phys. Res., Sect. A* **372**, 469 (1996).
- [28] See Supplemental Material at <http://link.aps.org/supplemental/10.1103/PhysRevLett.122.042001> for figures showing the composition of quark flavors.
- [29] Note, here the discussions focus on Λ , the contributions of the various quark flavors for $\bar{\Lambda}$ can be inferred considering charge conjugation.
- [30] G. Gustafson and J. Hakkinen, *Phys. Lett. B* **303**, 350 (1993).
- [31] M. Niiyama *et al.* (Belle Collaboration), *Phys. Rev. D* **97**, 072005 (2018).
- [32] B. Lundberg, R. Handler, L. Pondrom, M. Sheaff, C. Wilkinson, J. Dworkin, O. E. Overseth, R. Rameika, K. Heller, C. James, A. Beretvas, P. Cushman, T. Devlin, K. B. Luk, G. B. Thomson, and R. Whitman, *Phys. Rev. D* **40**, 3557 (1989).
- [33] E. J. Ramberg *et al.*, *Phys. Lett. B* **338**, 403 (1994).
- [34] I. Abt *et al.* (HERA-B Collaboration), *Phys. Lett. B* **638**, 415 (2006).
- [35] V. Fanti *et al.*, *Eur. Phys. J. C* **6**, 265 (1999).
- [36] G. Aad *et al.* (ATLAS Collaboration), *Phys. Rev. D* **91**, 032004 (2015).