

DR EMMA P HALMOS (Orcid ID : 0000-0002-6063-5118)

DR JASON TYE-DIN (Orcid ID : 0000-0001-7687-9654)

Article type : Original Scientific Paper

Food knowledge and psychological state predicts adherence to a gluten-free diet in a survey of 7000 Australians and New Zealanders with coeliac disease

Emma P. Halmos^{1,2}, Minfeng Deng³, Simon R. Knowles^{1,4,5,6}, Kirby Sainsbury⁷, Barbara Mullan⁸, Jason A. Tye-Din^{1,9,10}

¹Department of Gastroenterology, The Royal Melbourne Hospital, Parkville, Victoria, 3052, Australia

²Department of Gastroenterology, Central Clinical School, Monash University, Melbourne, Victoria, 3004, Australia

³Cartovera Pty. Ltd., Adelaide, South Australia, 5000, Australia

⁴Department of Psychological Sciences, Faculty of Health, Arts and Design, Swinburne University of Technology, Hawthorn, Victoria, 3122, Australia

⁵Department of Mental Health, St Vincent's Hospital, Fitzroy, Victoria, 3065, Australia

⁶Department of Psychiatry, University of Melbourne, Parkville, Victoria, 3052, Australia

⁷Institute of Health and Society, Faculty of Medical Sciences, Newcastle University, Newcastle Upon Tyne NE2 4AX, United Kingdom

⁸Health Psychology & Behavioural Medicine Research Group, School of Psychology, Curtin University, Bentley, Western Australia 6102, Australia

⁹Immunology Division, The Walter and Eliza Hall Institute of Medical Research, Parkville, Victoria 3052, Australia

This is the author manuscript accepted for publication and has undergone full peer review but has not been through the copyediting, typesetting, pagination and proofreading process, which may lead to differences between this version and the [Version of Record](#). Please cite this article as [doi: 10.1111/apt.14791](https://doi.org/10.1111/apt.14791)

This article is protected by copyright. All rights reserved

¹⁰Department of Medical Biology, University of Melbourne, Parkville, Victoria 3052, Australia

Correspondence to: Dr Jason A. Tye-Din, Walter and Eliza Hall Institute of Medical Research, Parkville Victoria 3052, Australia; Tel +61 3 9345 2533; Fax: +61 3 9345 2388; Email: tyedin@wehi.edu.au

Short title: Gluten-free diet adherence predictors

Word count: 3269 words

Acknowledgements: The authors thank The Rome Foundation for use of their Coeliac Disease Quality of Life survey; Sally Tobin (Communications Manager, Coeliac Australia) for assistance in recruitment of Coeliac Australia members; Jean Tang (Marketing Coordinator, Coeliac New Zealand) and Coeliac disease specialising dietitians Katherine Healy, Kim Canale and Mikaela Figgis for assistance in development of the knowledge section of survey.

Guarantor of the article: Jason Tye-Din

Specific author contributions: EPH performed the research, EPH, SRK & JAT designed the research study, EPH & MD analysed the data

All authors wrote, revised and approved the final version of the article

Financial support: Emma Halmos was supported by a research grant from Coeliac Australia.

Statement of interests: JAT-D is a co-inventor of patents pertaining to the use gluten peptides in therapeutics, diagnostics, and non-toxic gluten, a shareholder of Nexpep Pty Ltd and consultant to ImmusanT, Inc (USA). There were no conflicts of interest to declare for other authors.

SUMMARY

Background: A gluten-free diet treats coeliac disease, but its efficacy depends on strict adherence. A variety of patient factors may influence adherence but have not been well described at a population level.

Aim: To comprehensively assess the patient factors that influence gluten-free diet adherence in patients with coeliac disease.

Methods: Patients with coeliac disease completed an online survey comprising the validated Celiac Dietary Adherence Test in addition to data on demographics, details of diagnosis and management and assessment of diet knowledge, quality of life and psychological distress. Survey data were analysed for predictors of adherence and quality of life.

Results: Of 7393 responses, 5310 completed the Celiac Dietary Adherence Test and 3230 (61%) were adherent to a gluten-free diet. Multivariate regression showed older age, being male, symptoms after gluten ingestion, better food knowledge and lower risk of psychological distress were independent predictors of adherence (each $p \leq 0.008$). Additionally, dietary adherence was associated with better quality of life ($p < 0.001$; multiple regression). Respondants who considered themselves to have poor food knowledge were more likely to incorrectly identify gluten-free foods, but could still recognise gluten-containing foods, suggesting that poor knowledge may lead to over-restriction of diet.

Conclusions: Poor knowledge of a gluten-free diet and psychological wellbeing were independent modifiable risk factors for inadequate adherence to a gluten-free diet in patients with coeliac disease. Involvement of both a dietitian and mental health care professional, in the presence of psychological distress, is likely to be necessary to improve adherence and health outcomes.

Keywords: Coeliac disease, General practice, Compliance/adherence, Small intestine

INTRODUCTION

Coeliac disease is a chronic autoimmune condition characterised by small intestinal villous atrophy and often presenting with clinical symptoms¹. The only current treatment coeliac disease is a strict gluten-free diet to achieve clinical and histological remission, thereby reducing risk of associated nutritional deficiencies, infertility, osteoporosis and gastrointestinal malignancies^{2, 3}. The estimated prevalence of coeliac disease is growing, particularly in Western countries^{4, 5}, with Australia having one of the highest estimated prevalence of approximately 1.5%⁶. While a gluten-free diet is considered a safe and largely efficacious treatment, it is costly⁷ and can be socially isolating⁸, which have been shown to be barriers to dietary adherence⁹⁻¹¹. Furthermore, due to the nature of a dietary treatment, there is arguably a bigger burden of responsibility on the patient compared to many medication-based treatments¹². Patient factors that predict good adherence are therefore very relevant to achieving optimal treatment.

Data on dietary adherence of a gluten-free diet in a coeliac disease population are variable, with rates ranging between 42-91%, depending on definition and method of assessment¹³. Studies from North America and Europe have associated dietary adherence with higher levels of education, younger age at diagnosis^{11, 13, 14}, membership of coeliac disease advocacy groups¹⁰, quality of life and mental disorders^{15, 16} but sample sizes have been small and possibly not representative at a population level. However, examination of clinically relevant factors that may be targeted in patient management to improve adherence, such as food knowledge, quality of life and psychological distress, have remained unexplored in Australia and New Zealand, where there is high prevalence of coeliac disease and stricter definition of a gluten-free diet compared to other countries. The aim of this study was to comprehensively assess the patient factors that influence gluten-free diet adherence in patients with coeliac disease in Australia and New Zealand through a large cross-sectional survey. A secondary aim was to assess predictors of quality of life, including dietary adherence. It is hypothesised that there will be several factors associated with adherence including knowledge and psychological parameters.

METHODS

Survey description

An internet-based survey (SurveyMonkey®; San Mateo, California, USA) was used to gather data. All participants accessed the survey via a web-link. The survey was advertised via Coeliac Australia and Coeliac New Zealand membership communications, state-based Gluten Free Expos open to the public, Facebook pages of coeliac disease and word-of-mouth. The survey was open for completion for approximately one month. To capture adults and adolescents with established coeliac disease, the advertisement specified that patients diagnosed with coeliac disease for at least six months and aged ≥ 13 years were to complete the survey. On entering the survey website, an introductory paragraph described the target population and the purpose of the survey, which was to identify predictors of adherence to a gluten-free diet. It specified that only the person with coeliac disease was to complete the survey and strict adherence to the diet was not essential for eligibility. It was confirmed that participation was voluntary and any provided personal identifying information was optional and kept confidential.

The survey comprised of 44 questions and took approximately 15 minutes to complete. An additional 37 questions were included, to assess psychological factors impacting adherence¹⁷. Data from this model are described elsewhere¹⁸. The first question was used to obtain consent. If the participant did not consent to take part in the survey, they were directed to the survey completion page. If consent was obtained, participants were then asked an inclusion criterion question for confirmation of coeliac disease. Participants were directed to the survey completion page if they answered 'No' or 'Unsure' to the question 'Do you have coeliac disease?'

The survey contained the seven-question Celiac Dietary Adherence Test¹⁹, a tool validated for evaluation of gluten-free diet adherence in a coeliac disease population. Each item is answered using a five-point response scale, where total score of greater than 12 designates non-adherence to a gluten-free diet (range 7-35). The rest of the survey was designed to capture information related to treatment adherence, including data on demographics, coeliac disease diagnosis and management, dietary restrictions (other than gluten), questions to assess knowledge of coeliac disease and a gluten-free diet and memberships to

coeliac disease-related groups. The Coeliac Disease Quality of Life survey²⁰ was included, which is a validated measure of quality of life in the studied population. The Coeliac Disease Quality of Life survey uses a five-point response scale for 20 questions (scores ranging 20-100) and a higher score indicating a poorer quality of life. Lastly, the 10-item Kessler Psychological Distress Scale was also used to screen for anxiety and mood disorders^{21, 22}. Scores for the Kessler Psychological Distress Scale range 10-50 and categorisation of levels of psychological distress were based on that previously used in Australian primary healthcare settings²³; a score less than 20 specifies a person likely to be well, 20-24 likely to have a mild mental disorder, 25-29 moderate and scores 30 and over likely to have a severe mental disorder.

Survey development

Besides the validated questions of the Celiac Dietary Adherence Test, Coeliac Disease Quality of Life survey and Kessler Psychological Distress Scale, additional questions were developed with input from a panel of clinicians from Australia and UK (gastroenterologists, dietitians and psychologists), then tested on lay people with coeliac disease undertaking other studies at WEHI and employees of Coeliac Australia and Coeliac New Zealand and their feedback considered. Most volunteers completed the survey within 15 minutes. Authors approved the final version of the survey.

The questions in the knowledge section were based upon consensus opinion of four dietitians with expertise in coeliac disease, which is considered the gold standard for assessing knowledge^{24, 25}. The participants were asked i) three dichotomous 'true or false' questions related to coeliac disease, ii) to distinguish whether eight grains (e.g., corn, buckwheat, spelt) were gluten-free or gluten-containing, and iii) to identify whether nine ingredients (e.g., soybeans, yeast, barley malt extract) were gluten-free or gluten-containing, all according to the FSANZ code^{26, 27}. From this latter knowledge of ingredients, a 'knowledge score', allocating one point to each correctly answered ingredient out of nine was generated. Additionally, participants rated their knowledge on how to adequately follow a gluten-free diet according to the categories 'excellent', 'good', 'fair', 'poor' and 'terrible'.

Statistical analyses

All descriptive data, including participants' demographics, were non-parametric according to D'Agostino's K-squared test and presented as median and interquartile range. Adherence to a gluten-free diet was based upon the validated Celiac Dietary Adherence Test score, which defines adequate adherence as a score of 7-12, and inadequate as a score of 13-35²⁴. As degree of non-adherence has very little clinical importance, categorical definition of adherence was used as the outcome measure. Multivariate analysis of gender, age, ethnicity, level of education, household income, what led to diagnosis (i.e., symptoms, screening or investigation of associated medical condition), symptoms after ingesting gluten, Kessler Psychological Distress Scale and knowledge score was performed by logistic regression. As another outcome variable, the same factors were also used in a multiple linear regression model to predict the continuous variable of Coeliac Disease Quality of Life survey score. Estimated adherence probability were averaged for groupings of age and the Kessler Psychological Distress Scale. Knowledge scores were further analysed by comparison to self-assessed rating of gluten-free knowledge and likelihood of over- versus under-restriction of gluten as defined by incorrect identification of gluten-free and gluten-containing ingredients. All statistical analyses were analysed with GraphPad Prism® and regression models were run in R® program. A p-value of ≤ 0.05 was considered statistically significant.

RESULTS

Survey response

Of 7393 respondents, 26 did not consent to participating in the survey and a further 183 (2%) did not have, or were unsure if they had, coeliac disease. These participants were immediately directed to the survey completion page. Together with 140 subjects who dropped out of the survey before completing these two eligibility questions, 7044 participants remained for analysis (Figure 1). The majority of the respondents were alerted to the survey via Coeliac Australia or Coeliac New Zealand (4297; 61%), 1921 (27%) through social media and the rest via other means.

Demographics

Demographics of the 7044 respondents are detailed in Supplement 1. Almost 80% of respondents were female, over 36 years of age, and from Australia (80%). Fourteen percent were from New Zealand, which is a similar response rate to Australia per capita and the vast majority were Caucasian (91%).

Diagnosis and management of coeliac disease

Descriptions of diagnosis and management of the 7044 participants are detailed in Table 1. Most were diagnosed with coeliac disease via gastroscopy and small bowel biopsy (84%). A small proportion of people (2%) claimed to be diagnosed via the non-diagnostic methods of HLA genotyping and/or symptoms and the data from those respondents were included in the analysis (Table 1). Approximately half the participants (n = 3591) were investigated for coeliac disease due to symptoms; however, almost three-quarters of participants (n = 5195) reported symptoms after gluten exposure (Table 1). Upon diagnosis, more than one-third of people had not seen a dietitian for education of a gluten-free diet and, of these, many sought information from their state coeliac disease organisation (n = 1567; 22%), the internet (n = 1281; 18%) and from friends/family (n = 713; 10%); 58 people reported having received no information about treatment at all. When asked whether they follow a gluten-free diet, 1% (53) of participants responded 'no' and the main reasons for non-adherence were difficulty during travel (n = 22), general difficulty in following the diet (n = 21), expense (n = 19), lack of symptoms (n = 19) and enjoyment of gluten-containing foods (n = 17). As recommended by the national food standards²⁷, the majority of people do not eat oats as part of a gluten-free diet (86%) (Table 1). A large proportion of people (40%) were also restricting another food component, the most common restriction being lactose (n = 1124), 622 were following a low FODMAP diet, 461 were dairy free, and 303 were pescatarian, vegetarian or vegan.

Knowledge of coeliac disease and a gluten-free diet

A total of 6312 participants completed the knowledge questions. Most participants rated themselves as excellent (n = 4088; 65%), twice as many as good (n = 2006; 32%), followed by fair (n = 194; 3%). Only 21 and three participants rated themselves as having poor and terrible knowledge, respectively. The knowledge score, based on correct identification of nine ingredients as gluten-free or gluten-containing, was associated with self-assessment of

knowledge (perfect score in self-rating categories from 'excellent', 'good', 'fair', 'poor' and 'terrible' were 46%, 28%, 17%, 5% and 0, respectively; $P < 0.001$; chi-square analysis). Correct identification of gluten-containing ingredients was similar amongst each self-ranked knowledge category; however, participants in a lower self-rating knowledge category were less likely to correctly identify gluten-free ingredients (Figure 2), indicating that someone with poorer knowledge was more likely to over- than under-restrict their diet. A better self-rated knowledge category was also associated with better understanding of coeliac disease (perfect score in descending order of self-rating categories 92%, 90%, 81%, 71%, 100%; $P < 0.001$). Similar results were seen regarding identification of gluten-free and gluten-containing grains. Many people incorrectly identified spelt as gluten-free (19%) and buckwheat as gluten-containing (11%). Membership of Coeliac Australia or Coeliac New Zealand was associated with better knowledge (membership 77%, 74%, 61%, 43%, 33%; $P < 0.001$).

Quality of life and psychological distress

Of the 5310 participants who completed the Coeliac Disease Quality of Life survey, median[interquartile range(IQR)] Coeliac Disease Quality of Life scores were 44[34-57]. The percentage of respondents who fit into the Kessler Psychological Distress Scale for being well, having a mild, moderate and severe mental disorder were 72%, 14%, 7%, 7%, respectively. Most people were well (15[12-20]).

Predictors of adherence to a gluten-free diet

Of the 5310 respondents who completed the Celiac Dietary Adherence Test, 3230 (61%) were adherent to a gluten-free diet. Multivariate association coefficient estimates from a logistic regression model with adherence to a gluten-free diet are shown in Table 2. Independent predictors of adherence included older age, being male, adverse symptoms after gluten ingestion (severe symptoms Odds Ratio (OR) 1.58 compared to no symptoms), better knowledge scores in determining gluten-free on food labels (OR 1.19) and lower risk of psychological distress indicated by the Kessler Psychological Distress Scale (OR 1.18) (Table 2).

The estimated adherence probability increased with age and was poorest between the ages of 13 to 26 years and worse with increasing risk of mental disorder according to the Kessler Psychological Distress Scale (Figure 3).

Predictors of poorer quality of life

Independent predictors of a poorer quality of life indicated by the Coeliac Disease Quality of Life score are shown in Table 3. Age, severity of symptoms after gluten ingestion, psychological distress and adherence to a gluten-free diet were found to be significant predictors of quality of life (Table 3). Specifically, poorer quality of life was significantly associated with a younger age, possibly due to the impact of coeliac disease on the social lifestyle in younger people. Unsurprisingly, the more severe the symptoms, the greater the impact on quality of life (Table 3). The impact of severe symptoms on quality of life was estimated to be nearly three times as large as that seen in those with moderate symptoms (coefficient estimate of 3.05 for severe symptom versus 1.17 for moderate symptoms; Table 3). Additionally, greater likelihood of psychological distress, as indicated by the Kessler psychological distress scale, was also found to be associated with lower quality of life (Table 3). Lastly, non-adherence to a gluten-free diet was estimated to have almost the same level of negative impact on quality of life as the presence of severe symptoms after gluten ingestion (Table 3).

DISCUSSION

Adherence to a gluten-free diet is crucial for adequate treatment of coeliac disease, but adherence rates vary greatly. Difficulties in determining rates and predictors of adherence may be due to small sample sizes of past studies. This survey-based study of over 7000 people with coeliac disease is the largest of its kind, both within Australasia, and worldwide. Of the 5310 survey respondents who provided adherence data, 61% had excellent or very good adherence to a gluten-free diet. It is important to acknowledge that there were a large proportion of respondents who were members of their coeliac disease advocacy organisations (68%). It is probable these respondents are more informed and health conscious, so the rate of adherence described may over-estimate what is seen in the general coeliac disease population, although 61% is comparable to other studies utilising the Celiac Dietary Adherence Test^{28, 29}.

Independent predictors of adherence were male gender, older age, more severe symptoms associated with gluten ingestion, better knowledge scores and lower psychological levels of distress. Factors such as adverse symptoms and food knowledge associating with better adherence are both predictable and consistent with previous research^{25, 30}. An interesting finding in this study was that people with self-perceived poorer knowledge in reading labels were more likely to incorrectly identify gluten-free foods but could still recognise gluten-containing foods, yet, were more likely to be non-adherent. A barrier to good adherence in some patients could be the perception that a gluten-free diet is more restrictive and harder than it actually is. These data suggest that referring non-adherent patients to a dietitian may be of value if their knowledge level in applying a gluten-free diet is poor. On the other hand, psychological distress was very common amongst people with coeliac disease who were non-adherent. In the presence of an underlying mental health problem, mental health assessment is appropriate and treatment may potentially support improved adherence, particularly if assessment of their knowledge skills^{19, 25} is deemed adequate. The proportion of people with elevated psychopathology, indicated by Kessler Psychological Distress Scale, is comparable to other studies conducted in patients with coeliac disease³¹. While being male and older are unexpected factors associated with adherence to a gluten-free diet, these factors are non-modifiable and potentially, the older age may indicate a longer time since diagnosis. Screening studies indicate coeliac disease affects a higher proportion of females in Australia and New Zealand^{32, 33} and this sex bias is particularly prominent in diagnosed members of the national patient groups, Coeliac Australia and Coeliac New Zealand (4F:1M; personal communication, Coeliac Australia and Coeliac NZ). Thus, this study sample appears quite representative of the sex distribution of people actually diagnosed with coeliac disease however an undetected sex bias could potentially affect results.

Quality of life was assessed as a separate outcome variable because literature has been conflicting in whether people with treated coeliac disease had better or worse quality of life than the general population^{34, 35}. These past studies were conducted in different times and countries, so perhaps the quality of life was more reflective of ease of application of treatment. Anecdotally, a gluten-free diet is becoming easier to apply in Australia in recent years, as indicated by increased variety and choice of gluten-free manufactured food

products and improving availability in restaurants in metropolitan Australian cities³⁶. The current findings indicate that good adherence to a gluten-free diet was associated with the presence of increasing symptom severity after gluten ingestion. It may be that application of a gluten-free diet is less onerous than in past times and the improved health outcomes, including symptoms, now outweigh the difficulties of the diet in a proportion of patients.

While not the main aim of this study, an added benefit of completing a survey of this considerable magnitude is that it allows acquisition of important data on diagnosis and management of Australians and New Zealanders with coeliac disease. These findings suggest that the method of diagnosis of coeliac disease is much better than expected^{37, 38}, with 84% being adequately diagnosed via gastroscopy and small bowel biopsy, the current gold standard of diagnosis¹. Only 2% of survey respondents were inappropriately diagnosed by non-diagnostic methods and the data from those respondents were included in analysis. Again, this may be impacted by the high rates of respondents who are members of their state coeliac disease organisation. It is expected that more motivated people complete surveys, but even recent Australian survey data have showed that the majority of people who follow a gluten-free diet do not have adequate investigation of coeliac disease³⁷, although this was a different population studied. Perhaps more surprising information is that over one-third of people diagnosed with coeliac disease have never seen a dietitian and will rely on the internet, friends/family for their information of treatment. This may be an explanation for the general poor rates of food knowledge amongst the survey respondents and specifically the poor ability to identify gluten-free food (Figure 2). Indeed, the most common complaint of survey respondents who did not follow a gluten-free diet was experiencing difficulty in following the diet in all or some environments, such as while travelling. These findings support consensus treatment guidelines that stress the importance of newly diagnosed patients having thorough education of a gluten-free diet, including advice on diet practicalities, preferably from a dietitian with expertise in coeliac disease^{39, 40}. Additionally, as a large proportion of people are also restricting other food components, such as lactose and FODMAPs (16% and 9%, respectively), expert advice on how to minimise excessive restriction and ensure nutritional adequacy that is tailored to each individual patient's needs is indicated.

Cross-sectional survey evaluation of adherence to a gluten-free diet in Australian and New Zealander patients with coeliac disease showed that poor knowledge of applying a gluten-free diet and reduced psychological wellbeing were independent modifiable risk factors for inadequate adherence to a gluten-free diet. Dietitian involvement in patient management and involvement of a mental health care professional in the presence of psychological distress should improve adherence and health outcomes.

Author Manuscript

References:

1. Ludvigsson JF, Leffler DA, Bai JC, et al. The Oslo definitions for coeliac disease and related terms. *Gut*. 2013;62(1):43-52.
2. Kaukinen K, Peräaho M, Lindfors K, et al. Persistent small bowel mucosal villous atrophy without symptoms in coeliac disease. *Aliment Pharmacol Ther*. 2007;25(10):1237-45.
3. Lebowitz B, Granath F, Ekbom A, et al. Mucosal healing and risk for lymphoproliferative malignancy in celiac disease: a population-based cohort study. *Ann Intern Med*. 2013;159(3):169-75.
4. Lohi S, Mustalahti K, Kaukinen K, et al. Increasing prevalence of coeliac disease over time. *Aliment Pharmacol Ther*. 2007;26(9):1217-25.
5. Rubio-Tapia A, Kyle RA, Kaplan EL, et al. Increased prevalence and mortality in undiagnosed celiac disease. *Gastroenterol*. 2009;137(1):88-93.
6. Anderson RP, Henry MJ, Taylor R, et al. A novel serogenetic approach determines the community prevalence of celiac disease and informs improved diagnostic pathways. *BMC Med*. 2013;11:188.
7. Burden M, Mooney PD, Blanshard RJ, et al. Cost and availability of gluten-free food in the UK: in store and online. *Postgrad Med J*. 2015;91(1081):622-6.
8. Shah S, Akbari M, Vanga R, et al. Patient perception of treatment burden is high in celiac disease compared with other common conditions. *Am J Gastroenterol*. 2014;109(9):1304-11.
9. Edwards George JB, Leffler DA, Dennis MD, et al. Psychological correlates of gluten-free diet adherence in adults with celiac disease. *J Clin Gastroenterol*. 2009;43(4):301-6.
10. Leffler DA, Edwards-George J, Dennis M, et al. Factors that influence adherence to a gluten-free diet in adults with celiac disease. *Dig Dis Sci*. 2008;53(6):1573-81.
11. Villafuerte-Galvez J, Vanga RR, Dennis M, et al. Factors governing long-term adherence to a gluten-free diet in adult patients with coeliac disease. *Aliment Pharmacol Ther*. 2015;42(6):753-60.
12. Whitaker JK, West J, Holmes GK, Logan RF. Patient perceptions of the burden of coeliac disease and its treatment in the UK. *Aliment Pharmacol Ther*. 2009;29(10):1131-6.

13. Hall NJ, Rubin G, Charnock A. Systematic review: adherence to a gluten-free diet in adult patients with coeliac disease. *Aliment Pharmacol Ther.* 2009;30(4):315-30.
14. Mahadev S, Gardner R, Lewis SK, et al. Quality of life in screen-detected celiac disease patients in the United States. *J Clin Gastroenterol.* 2016;50(5):393-7.
15. Burger JPW, de Brouwer B, Int'Hout J, et al. Systematic review with meta-analysis: Dietary adherence influences normalization of health-related quality of life in coeliac disease. *Clin Nutr.* 2017;36(2):399-406.
16. Sainsbury K, Marques MM. The relationship between gluten free diet adherence and depressive symptoms in adults with coeliac disease: A systematic review with meta-analysis. *Appetite.* 2018;120:578-88.
17. Kwasnicka D, Dombrowski SU, White M, Sniehotka F. Theoretical explanations for maintenance of behaviour change: a systematic review of behaviour theories. *Health Psychol Rev.* 2016;10(3):277-96.
18. Sainsbury K, Halmos EP, Knowles SR, et al. Maintenance of a gluten free diet in coeliac disease: The roles of self-regulation, habit, psychological resources, motivation, support, and goal priority. *Appetite.* 2018;*in press.*
19. Leffler D, Dennis M, Edwards George J, et al. A validated disease-specific symptom index for adults with celiac disease. *Clin Gastroenterol Hepatol.* 2009;7(12):1328-34.
20. Dorn SD, Hernandez L, Minaya MT, et al. The development and validation of a new coeliac disease quality of life survey (CD-QOL). *Aliment Pharmacol Ther.* 2010;31(6):666-75.
21. Andrews G, Slade T. Interpreting scores on the Kessler Psychological Distress Scale (K10). *Aust N Z J Public Health.* 2001;25(6):494-7.
22. Oakley Browne MA, Wells JE, Scott KM, et al. The Kessler Psychological Distress Scale in Te Rau Hinengaro: the New Zealand Mental Health Survey. *Aust N Z J Psychiatry.* 2010;44(4):314-22.
23. Victorian Government Department of Human Services. Victorian Population Health Survey 2001. In: Department of Human Services, editor. Melbourne: Rural and Regional Health and Aged Care Services Division; 2002.
24. Leffler DA, Dennis M, Edwards George JB, et al. A simple validated gluten-free adherence survey for adults with celiac disease. *Clin Gastroenterol Hepatol.* 2009;7(5):530-6.

25. Silvester JA, Weiten D, Graff LA, et al. Is it gluten-free? Relationship between self-reported gluten-free diet adherence and knowledge of gluten content of foods. *Nutr*. 2016;32(7-8):777-83.
26. Standard 1.2.3 Information requirements - warning statements, advisory statements and declarations, (2016).
27. Standard 1.2.7 - Nutrition, health and related claims, (2016).
28. Sainsbury K, Mullan B, Sharpe L. A randomized controlled trial of an online intervention to improve gluten-free diet adherence in celiac disease. *Am J Gastroenterol*. 2013;108(5):811-7.
29. Sainsbury K, Mullan B, Sharpe L. Gluten free diet adherence in coeliac disease. The role of psychological symptoms in bridging the intention-behaviour gap. *Appetite*. 2013;61(1):52-8.
30. Silvester JA, Graff LA, Rigaux L, et al. Symptomatic suspected gluten exposure is common among patients with coeliac disease on a gluten-free diet. *Aliment Pharmacol Ther*. 2016;44(6):612-9.
31. Zingone F, Swift GL, Card TR, et al. Psychological morbidity of celiac disease: A review of the literature. *United European Gastroenterol J*. 2015;3(2):136-45.
32. Anderson RP, Henry MJ, Taylor R, et al. A novel serogenetic approach determines the community prevalence of celiac disease and informs improved diagnostic pathways. *BMC Med*. 2013;11:1-13.
33. Cook HB, Burt MJ, Collett JA, et al. Adult coeliac disease: prevalence and clinical significance. *J Gastroenterol Hepatol*. 2000;15(9):1032-6.
34. Kurppa K, Collin P, Mäki M, Kaukinen K. Celiac disease and health-related quality of life. *Expert Rev Gastroenterol Hepatol*. 2011;5(1):83-90.
35. Sainsbury K, Mullan B, Sharpe L. Reduced quality of life in coeliac disease is more strongly associated with depression than gastrointestinal symptoms. *J Psychosom Res*. 2013;75(2):135-41.
36. Halmos EP, Di Bella C, Webster R, et al. Presence of gluten in gluten-free food provided by food businesses: a cross-sectional Australian study. *Med J Aust*. 2018;*in press*.
37. Biesiekierski JR, Newnham ED, Shepherd SJ, et al. Characterization of adults with a self-diagnosis of nonceliac gluten sensitivity. *Nutr Clin Pract*. 2014;29(4):504-9.

38. Tye-Din JA, Cameron DJS, Daveson AJ, et al. Appropriate clinical use of human leukocyte antigen typing for coeliac disease: an Australasian perspective. *Internal Med J.* 2015;45(4):441-50.
39. Ludvigsson JF, Bai JC, Federico B, et al. Diagnosis and management of adult coeliac disease: guidelines from the British Society of Gastroenterology. *Gut.* 2014;63(8):1210-28.
40. Rubio-Tapia A, Hill ID, Kelly CP, et al. ACG Clinical Guidelines: Diagnosis and management of celiac disease. *Am J Gastroenterol.* 2013;108:656-76.

Table 1. Diagnosis and management of coeliac disease in 7044 people with coeliac disease who consented and participated in a survey distributed amongst Australians and New Zealanders

Characteristic	Options	n (%)
How coeliac disease was diagnosed	Coeliac serology only	472 (7)
	Small bowel biopsy only	2609 (37)
	Both serology & small bowel biopsy	3312 (47)
	Neither – based only on symptoms and/or genetic testing	176 (2)
	No response	475 (7)
What led to coeliac disease diagnosis	Symptoms	3591 (51)
	Associated medical condition	1658 (24)
	Family history screening	473 (7)
	Incidental	847 (12)
	No response	475 (7)
Regular review with medical professional	No	2599 (37)
	Yes	3970 (56)
	No response	475 (7)
Source of gluten-free diet information	General dietitian	2297 (33)
	Dietitian specialising in coeliac disease	1690 (24)
	No dietitian	2582 (37)

	No response	475 (7)
Membership to Coeliac	Yes	4782 (68)
Australia/Coeliac New Zealand	No, lapsed member	699 (10)
	No, never been member	817 (12)
	No response	746 (11)
Symptoms after gluten ingestion	No	851 (12)
	Yes, mild	1007 (14)
	Yes, moderate	1823 (26)
	Yes, severe	2365 (34)
	Unsure	523 (7)
	No response	475 (7)
Co-morbidities	Osteoporosis/osteopenia	1676 (24)
	Iron deficiency	1420 (20)
	Other autoimmune disease	1370 (19)
Following a gluten-free diet	Yes	6481 (92)
	No	53 (1)
	No response	510 (7)
Ingestion of oats	No	6058 (86)
	Yes	127 (2)
	Yes, only wheat-free	349 (5)
	No response	510 (7)

Table 2. Logistic regression model showing independent predictors of adherence to a gluten-free diet in 5310 Australians and New Zealanders with coeliac disease

Variable	Gluten-free diet adherence (%)	Coefficient estimate	Estimated OR	P value
Female	61	-0.209	0.811	0.018
Age*	61	0.009	1.01	< 0.001
Caucasian	61	0.497	1.64	0.121

Level of education completed:				
Secondary school	62	0.028	1.03	0.819
TAFE course/equivalent	59	0.043	1.04	0.711
Bachelor degree	62	0.084	1.09	0.451
Masters degree or higher	66	0.138	1.15	0.204
Household annual income:				
■ \$50 000 - \$100 000	60	-0.025	0.976	0.778
\$100 000 - \$200 000	61	0.018	1.02	0.842
> \$200 000	68	0.132	1.14	0.307
Reason for investigations [†] :				
Associated medical condition	64	0.092	1.10	0.241
Family history screening	59	-0.023	0.977	0.853
Incidental	60	-0.066	0.937	0.521
Symptoms after gluten exposure [‡] :				
No	60	-0.150	0.861	0.208
Moderate	61	0.369	1.45	< 0.001
Severe	61	0.458	1.58	< 0.001
Unsure	65	0.379	1.46	0.008
Knowledge score*	61	0.171	1.19	< 0.001
Kessler Psychological Distress Scale*	61	-0.167	0.846	< 0.001

OR Odds ratio

Adherence is based on a Celiac Dietary Adherence Test score of < 13

Statistically significant predictors are shown in bold. Higher Kessler Psychological Distress Scale indicates greater likelihood of psychological distress

* Continuous variable

† Compared to symptoms

‡ Compared to mild symptoms

Table 3. Multivariate analysis, using a multiple linear regression model showing independent predictors of quality of life according to the validated Coeliac Disease Quality of Life score in 5310 Australians and New Zealanders with coeliac disease. Higher Coeliac Disease Quality of Life score indicate poorer quality of life.

Variable	Coefficient estimate	P value
Female	-0.137	0.773
Age*	-0.138	< 0.001
Caucasian	-0.518	0.780
Level of education completed:		
Secondary school	0.156	0.813
TAFE course/equivalent	0.904	0.151
Bachelor degree	-0.167	0.784
Masters degree or higher	-0.765	0.196
Household annual income:		
\$50 000 - \$100 000	0.477	0.320
\$100 000 - \$200 000	0.060	0.906
> \$200 000	0.084	0.904
Reason for investigations [†] :		
Associated medical condition	0.346	0.419
Family history screening	-0.229	0.743
Incidental	0.975	0.082
Symptoms after gluten exposure [‡] :		
No	0.399	0.551
Moderate	1.17	0.035
Severe	3.05	< 0.001
Unsure	2.09	0.007
Knowledge score*	-0.098	0.437
Kessler Psychological Distress Scale*	1.14	< 0.001
Adherence	-3.25	< 0.001

Statistically significant predictors are shown in bold

Higher Kessler Psychological Distress Scale indicates greater likelihood of psychological distress

Adherence is based on a Celiac Dietary Adherence Test score of < 13

- * Continuous variable
- + Compared to symptoms
- ± Compared to mild symptoms

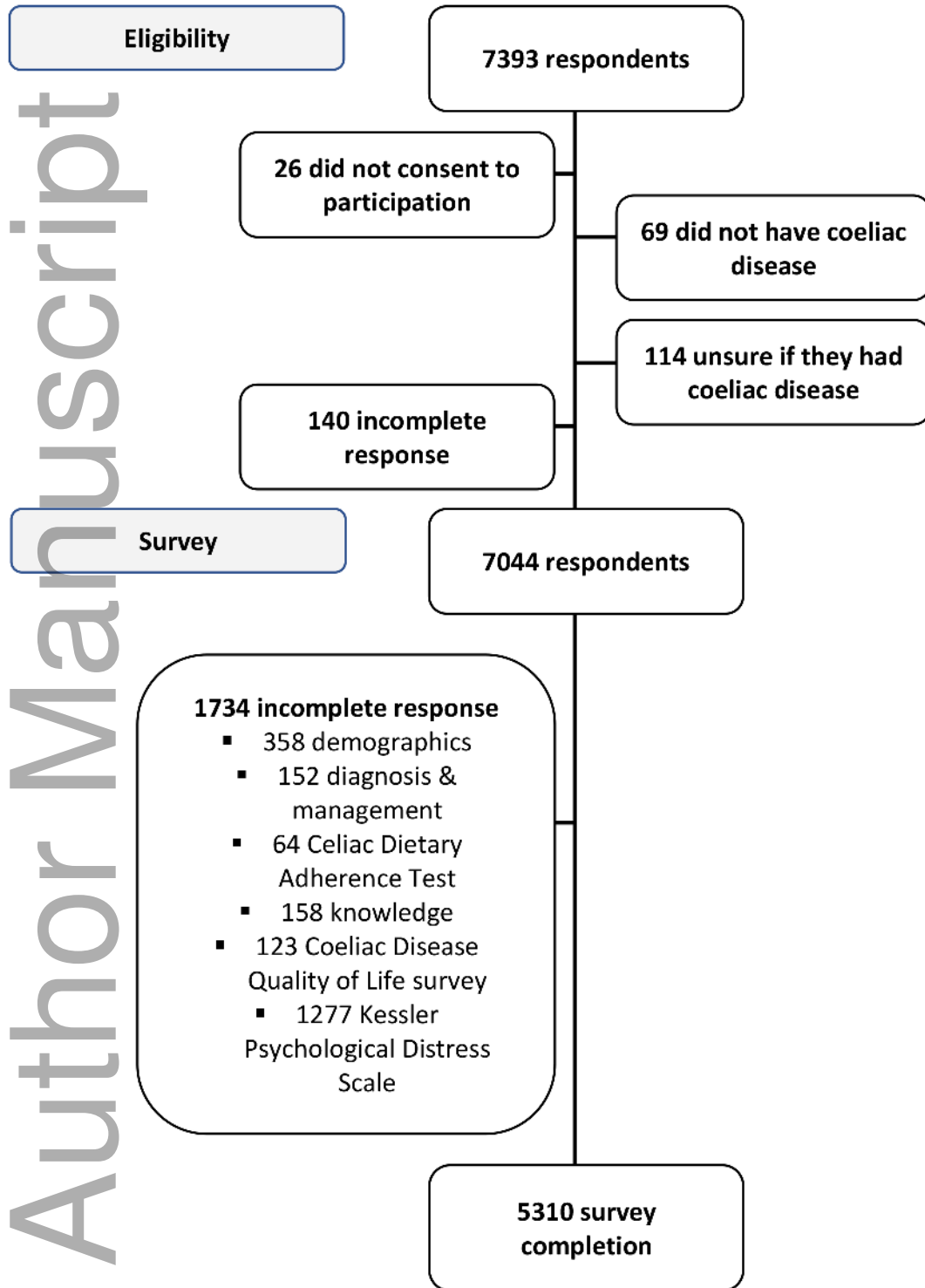
Author Manuscript

Figure legend

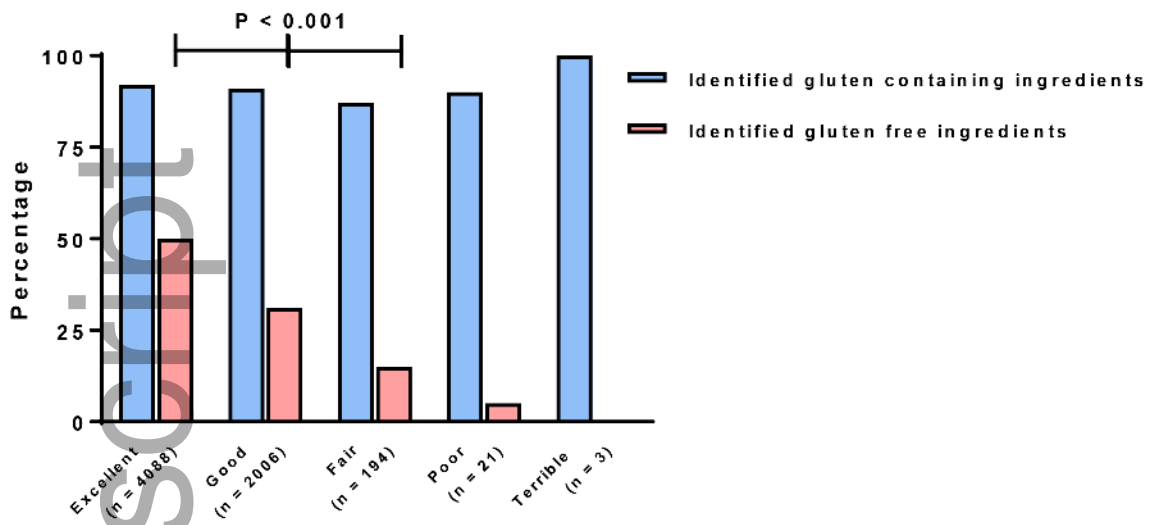
Figure 1. Flow diagram describing participation in a survey aimed at Australians and New Zealanders with coeliac disease

Figure 2. Self-assessment of ability to adequately apply a gluten-free diet compared to percentage of correctly identifying gluten containing and gluten-free ingredients in 6312 people with coeliac disease. There are significant differences among correct identification of ingredients in the groups of patients who rated themselves as 'excellent', 'good' and 'fair' knowledge (chi-squared analysis).

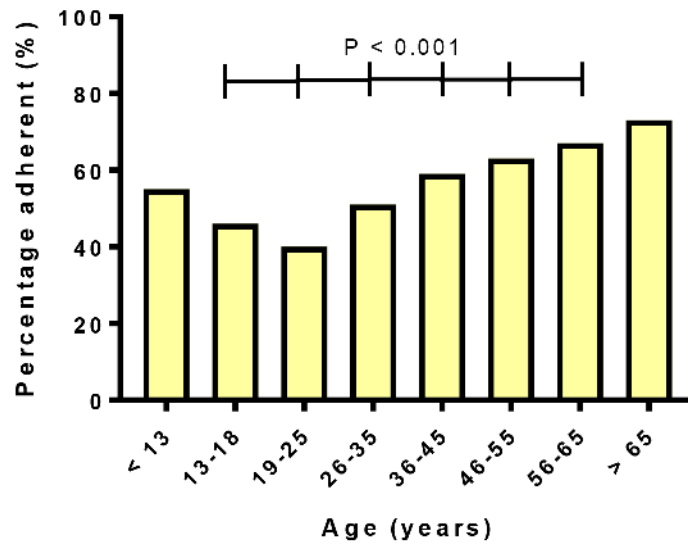
Figure 3. Estimated adherence probability in people with coeliac disease across a) different age groups, and b) varying Kessler Psychological Distress Scale. Adherence was different amongst categories (chi-squared analysis). Categories for Kessler Psychological Distress Scale scores < 20 indicates likely to be well, 20-24 indicates likely to have a mild mental disorder, 25-90 indicates likely to have a moderate mental disorder and ≥ 30 likely to have a severe mental disorder.



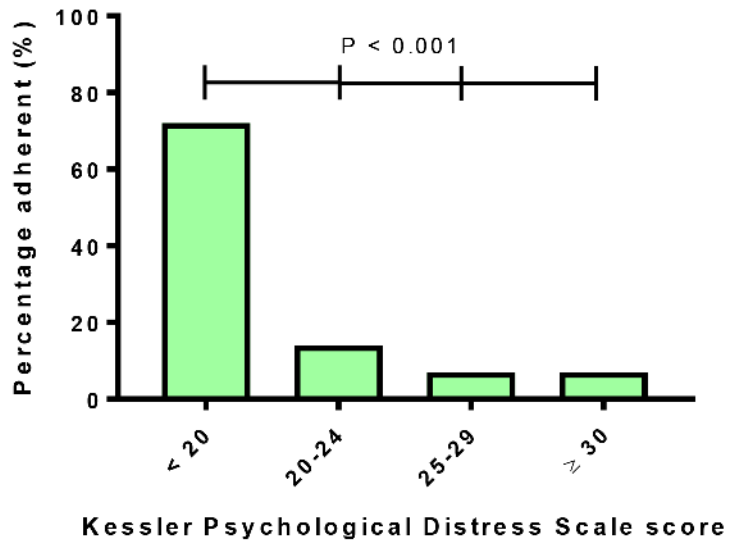
apt_14791_f1.tif



apt_14791_f2.tif



apt_14791_f3a.tif



apt_14791_f3b.tif